



AgEcon SEARCH
RESEARCH IN AGRICULTURAL & APPLIED ECONOMICS

The World's Largest Open Access Agricultural & Applied Economics Digital Library

This document is discoverable and free to researchers across the globe due to the work of AgEcon Search.

Help ensure our sustainability.

Give to AgEcon Search

AgEcon Search

<http://ageconsearch.umn.edu>

aesearch@umn.edu

*Papers downloaded from **AgEcon Search** may be used for non-commercial purposes and personal study only. No other use, including posting to another Internet site, is permitted without permission from the copyright owner (not AgEcon Search), or as allowed under the provisions of Fair Use, U.S. Copyright Act, Title 17 U.S.C.*



Agricultural Economics Report

No. 630

November 2006

Tariff Intervention in Trade of US and EU Cherry Products: A Guide to Information

by

Tomokazu Nagai, Mollie Woods and Suzanne Thornsby

**Department of
Agricultural Economics
MICHIGAN STATE
UNIVERSITY
East Lansing, MI
48824-1039**

Contents

Executive summary	1
Introduction	3
1. Commodity classification	5
1.1. Data collection	5
1.1.1. US HTS and Schedule B codes	5
1.1.2. EU CN and TARIC codes	8
1.2. Data analysis	15
2. Tariff rates	25
2.1. Data collection	25
2.1.1. US tariff rates	25
2.1.2. EU tariff rates	25
2.2. Data analysis	25
3. Volume	39
3.1. Data collection	39
3.1.1. US	39
3.1.2. EU as well as individual member countries	41
3.2. Data analysis	45
References.....	232
List of tables	
US and EU current commodity classification codes	16
US and EU current tariff rates	27
Guide to using tables	47
History of US imports and tariff rates	48
History of US exports	67
History of EU25 imports and tariff rates	78
History of EU25 exports	107
History of Belgian imports and tariff rates	132
History of Belgian exports	157
History of German imports and tariff rates	182
History of German exports	207

Executive Summary

The importance of the effects of non-tariff barriers on international agricultural trade has become widely recognized and discussed as WTO negotiation has promoted the reduction of tariff rates around the world. Administrative barriers include the high cost of obtaining accurate information on commodity classification codes and tariff schedules of partner countries. Such information includes commodity classification rules and tariff rates. Cherries are produced worldwide, but in much smaller quantities than apples or oranges, or other more popular fruits. Much trade in tart cherries is still between small producers and buyers who often lack the resources to perform an exhaustive search of customs information, or who rely primarily on brokers. This report outlines the process for collecting customs identification numbers and trade data for tart cherries in the US and EU. In doing so, it highlights many of the difficulties inherent in collecting accurate and timely information for use in trade.

1. Both the US and the EU, among more than 190 countries, classify their trade commodities based on the Harmonized Commodity Description and Coding System (simply Harmonized System or HS) developed and maintained by the World Customs Organization (WCO). The HS is an international product nomenclature composed of about 5,000 commodity groups each of which is given a six-digit code. The first two digits of HS codes are called chapters and represent the broadest commodity classifications.
2. Each country using the HS is allowed to develop more detailed commodity classification by adding extra digits to HS six-digit codes. In the US, HTS codes (for imports) and Schedule B codes (for exports) are administered by two different organizations: HTS codes by US International Trade Commission (USITC); Schedule B codes by the US Census Bureau.
3. The EU has developed the CN eight-digit and TARIC 10-digit codes for commodity classification, both of which are common codes used by all the EU member countries.
4. During the last two decades, the EU has had more detailed and therefore a larger number of commodity classification codes for cherry products than the US.
5. During the same period, EU codes have undergone many changes while US codes remained relatively unchanged. Of special note is the change in the number of EU classification codes for fresh cherries: in 1996, the EU had 122 codes for different categories of fresh cherries because of the detailed sub-classification by periods in the year and by value per weight, while in 2006, it had only three classifications for fresh cherries.
6. Because of (7) and (8), the difference in the classification of cherry products between the US and the EU leads to difficulty in comparing tariff rates or trade volume data between these two parties.

7. For the products which have seen frequent changes in their classification, it is difficult or impossible to trace trade data over a long period of time. When a very detailed code (i.e., 10-digit level) includes more than one fruit, it is impossible to know how much of its volume data can be attributed to cherry products.
8. Country level data on imports and exports between the US and EU vary for several reasons. First, customs codes between the two countries are different. Second, within the EU individual countries report data that are inconsistent with EU reporting. Third, lack of enforcement mechanisms mean that incorrect declarations at the border lead to reports of sizable errors in data on imports or exports (for example, of fresh tart cherries from the EU to the US which we know are not traded between these regions).
9. The final report includes tables comparing US and EU descriptions and tariff rates for codes within the same six digit family, directions on how to access and use data reporting sites for the US and the EU, volume data and graphs for each of the HS codes collected for cherries, and some interesting finding regarding the lack of comparability of data between the US and EU, as well as within the EU for Germany and Belgium.

Introduction

The importance of the effects of non-tariff barriers on international agricultural trade has become widely recognized and discussed as World Trade Organization (WTO) negotiations have promoted the reduction of tariff rates around the world. Literally speaking, non-tariff barriers can include any kind of trade barriers other than customs tariffs. Because so many different levels and types of rules – from import quotas to specific border-level paperwork requirements – are included in the category of non-tariff barriers, the literature has suggested further classification of non-tariff barriers for analytical purposes (see for example, Roberts et al., 1999; Hillman, 1997).

Although there seems to be no unique classification rule for non-tariff barriers accepted by all countries, several terms are often used in the literature to represent subsets of non-tariff barriers. “Administrative barriers” is one of those terms, which usually means trade obstacles related to paperwork regulations. Some examples of such barriers are customs valuation, classification and clearance procedures, and licensing requirements (Roberts et al., 1999). Language barriers, differences in culture, or the availability of border crossing points can be also included (Fink, 1999). Many studies have been conducted on different kinds of administrative barriers. For example, Messerlin and Zarrouk (2000) give examples of the effects of inefficient customs procedures, combined with monopolistic service providers. Buckingham and Gray (1996) analyze the impacts of the requirement for end use certificates introduced in Canada and the US for wheat imports from each other’s country. Fink (1999) discusses different administrative barriers observed in Central European countries before these countries joined the European Union (EU).

An aspect of administrative barriers which seems to have remained out of focus of analysts’ interests, even though they have been widely recognized and are of concern among those who actually engage in trade activities, is the high cost of obtaining accurate information on commodity classification codes and tariff schedules of partner countries. Such information includes commodity classification rules and tariff rates¹. An example illustrative of the importance of this issue can be found in the US request submitted to the WTO in January 2005 upon forming a dispute settlement panel against the EU regarding the EU customs system. The press release states:

Many important aspects of customs administration in the EU are handled differently by different member State customs authorities, resulting in inconsistencies from country to country. Although the EU is a customs union, there is no single EU customs administration. Lack of uniformity, coupled with lack of procedures for prompt EU-wide review, can hinder U.S. exports, particularly for small to mid-size business.

It is obvious that if different countries adopt different tariff schedules, which is the case with much of today’s world, the resources which have to be spent to comply with each of the different

¹While the policy of imposing customs tariffs is in itself a trade barrier as opposed to all kinds of non-tariff barriers, the difficulty in getting accurate information on already-imposed tariff rates is another issue, which would probably be appropriate to be categorized into administrative barriers.

customs procedures become important constraints for trading enterprises, particularly when the analysis of such information costs is missing from the literature. Moreover, even before considering such costs, collecting accurate information from different trade partners can be a major burden, especially for small or mid-size firms.

As mentioned above, collecting information on customs requirements for various countries and complying with each of them separately creates significant costs for trading firms. However, there is a more fundamental problem. It is often difficult to find accurate information on *a single* country's customs requirements. Commodity categories and their classification codes can change frequently and seemingly with little notice; tariff rates continue to decline as a result of WTO negotiation, but again with little notification. An exporter might suspect that information collected five years ago is still effective today, but the transaction costs associated with verifying the accuracy of this data may well outweigh the benefits of discovering a lower tariff rate or new product classification. A factor which might further confuse trading enterprises is that there are numerous sources providing customs information, but the information is not always consistent.

Recognizing the high information costs associated with customs requirements that trading firms in general face, this report focuses on a specific example of cherry industries. This report examines the system of classification for trade in cherry products between the US and EU. The objective of the report is to provide:

- 1) data sources for official and up-to-date EU and US commodity classification codes, tariff rates, and trade flows of cherry products;
- 2) a brief explanation about how to use those data sources; and
- 3) current and historical (where available) data sets extracted from those sources.

1. Commodity classification

Both the US and the EU, among more than 190 countries, classify their trade commodities based on the Harmonized Commodity Description and Coding System (simply Harmonized System or HS) developed and maintained by the World Customs Organization (WCO). The HS is an international product nomenclature composed of about 5,000 commodity groups each of which is given a six-digit code. The first two digits of HS codes are called chapters and represent the broadest commodity classifications (e.g., An HS code of 080920 “Cherries, fresh” belongs to Chapter 08 “Edible fruit and nuts; peel of citrus fruit or melons”). The HS is used for various purposes such as the basis for customs tariffs and collection of international trade statistics. Each country using the HS is allowed to develop more detailed commodity classification by adding extra digits to HS six-digit codes. If a country wants to distinguish sweet and tart varieties of fresh cherries, it can do so by adding some extra digits to 080920 “Cherries, fresh”, say, 08092001 “Cherries, fresh, sweet varieties” and 08092002 “Cherries, fresh, tart varieties”. For cherries and processed cherry products, further classifications may be made based on differences in varieties, sizes, seasons harvested, contents of other ingredients, etc. (Foreign Agricultural Service U.S. Mission to the European Union, 2006; United States International Trade Commission, 2006a; WCO, 2006; U.S. Census Bureau, 2001)

The US has developed two types of 10 digit codes for its commodity classification by adding four extra digits to HS codes: one is for classifying its imports and called *the Harmonized Tariff Schedule of the United States* (HTS); the other is for classifying its exports and called *Schedule B*. The EU, on the other hand, has developed eight-digit codes based on the HS codes, which is called *Combined Nomenclature* (CN), and also 10 digit codes based on the CN, which is called *TARif Intégré Communautaire*, or in English, *Integrated Tariff of the European Communities* (TARIC). The CN codes are used for compiling statistics on exports from the EU and trade between member states. TARIC codes are used for applying customs to, and tracking imports from, non-member countries. Both codes are used for customs and statistical purposes, with TARIC containing more detailed information than CN. The CN and TARIC are common codes used by all the EU member countries. (European Commission, 2006; Foreign Agricultural Service U.S. Mission to the European Union, 2006; United States International Trade Commission, 2006a; European Union, 2003; US Census Bureau, 2001)

1.1. Data collection

1.1.1. US HTS and Schedule B codes

The HTS codes (for imports) and Schedule B codes (for exports) are administered by two different organizations: HTS codes by the U.S. International Trade Commission (USITC) and the Schedule B codes by the U.S. Census Bureau.

HTS codes

“The Harmonized Tariff Schedule of the United States (HTS) was enacted by Congress and made effective on January 1, 1989, replacing the former Tariff Schedules of the United States” (USITC, 2006a). The USITC maintains and publishes the HTS and the HTSA, *the Harmonized Tariff Schedule of the United States, Annotated for Statistical Reporting Purposes*. “The HTSA provides the applicable tariff rates and statistical categories for all merchandise imported into the United States” (USITC, 2006b). An updated HTSA is put online on the web site of the USITC every six months, sometimes with intermediate revisions in between. One is effective from January 1 of the year and called “Basic publication”, and the other is effective from July 1 of the year and called “Supplement 1”. There are about 18,000 HTS codes in total (USA Trade Online, 2006). The HTS codes are sometimes called HS-10 codes.

How to get the HTS codes:

1. Go to the web site of the USITC at <http://www.usitc.gov/tata/hts/index.htm>;
2. Find and click the link to the “full edition [pdf]” of the latest HTSA (both “HTSA Revision full edition [pdf]” and “HTSA Supplement full edition [pdf]”, if they show up, contain an entire list of HTS codes, not only modified or added codes);
3. Click the “Search” icon in the toolbar.
4. Type “cherr” in the text box, click “Search”, and all the words containing “cherr” in the file will show up highlighted;
5. Find the HTS codes for the commodities of interest.

If historical HTS codes are of interest, the archive of the HTS is available at:

1. Go to <http://www.usitc.gov/tata/hts/archive/index.htm>;
2. Find and click the link to HTSA of the year and the version (“Basic publication” or “Supplement 1”) of interest;
3. Click the link to the chapter which contains the information on the commodities of interest (since there is no “full edition” option in the archive, the chapters including the commodities of interest should be known beforehand for a quick search).
4. Type “cherr” in the text box, click “Search”, and all the words containing “cherr” in the chapter will show up highlighted;
5. Find the HTS codes for the commodities of interest.

Since the method of searching described here is based on a search for the word used in the

description of commodities (i.e., “cherr”y or “cherr”ies), be aware that any cherry products which don’t have the term cherry or cherries in their description cannot be captured. For example,

kirschwasser is an alcoholic drink made from cherries, but will escape from the search for the term “cherr”.

Although the HTS is administered by the USITC, U.S. Customs and Border Protection “...is the only agency that can provide legally binding advice or rulings on classification of imports” (USITC, 2006b). Classification of a commodity might not always be obvious, especially if the commodity is a processed product with other ingredients. When the classification is not clear from the list of the HTS codes provided by the USITC, the U.S. Customs and Border Protection should be contacted².

“The Harmonized Tariff Schedule is available from the Government Printing Office in hardcopy form. If you would like to order a subscription to the latest printed edition, the 2005 HTS can be ordered from <http://bookstore.gpo.gov> using stock number 949-021-00000-9.” (USITC, 2006b).

Schedule B codes

Schedule B codes are used for classifying export commodities. As detailed later in this report in the tables of commodity classification codes for cherry products, some Schedule B codes are identical to HTS codes in their codes and descriptions, but other are not. There are about 9,000 Schedule B codes, that is, about half the number of HTS codes (USA Trade Online, 2006). The Schedule B codes are also sometimes called HS-10 codes.

How to get the Schedule B codes:

How to get the Schedule B codes:

1. Go to the web site of the U.S. Census Bureau at <http://www.census.gov/foreign-trade/schedules/b/>;
2. Find the subheading “Browse” and the link to the most recent Schedule B codes available, and click the link (as of March 5, 2006, the subheading “Browse” has more updated information than the subheadings “Search” or “Download”. If these three subheadings contain equally updated data, using “Search” or “Download” might make it easier to search for codes when there is no information on which chapter contains the commodities of interest because the data in “Browse” is segregated by chapters while “Search” and “Download” refer to an entire Schedule B book);
3. Find the chapter which contains the information on the commodities of interest;
4. There are three types of file available: HTML, PDF, and TXT. Choose one of them and click the link.

² see web site at <http://www.cbp.gov/xp/cgov/home.xml>

For HTML or TXT,

5. Push [Ctrl] and [F] keys on the keyboard at the same time, and “Find” window appears; type “cherr” in the text box, and click “Find Next”
6. Keep clicking until find the Schedule B codes for the commodities of interest.

For PDF,

5. Click the “Search” icon in the toolbar.
6. Type “cherr” in the text box, click “Search”, and all the words containing “cherr” in the file will show up highlighted;
7. Find the Schedule B codes for the commodities of interest.

The U.S. Census Bureau can be contacted when it is not still clear after the search what codes to use for classifying the commodity of interest. (FAQs on the web site of U.S. Census Bureau provide phone numbers to reach commodity specialists. See <http://www.census.gov/foreign-trade/faq/sb/sb0005.html>)

1.1.2. EU CN and TARIC codes

As mentioned earlier, the EU has developed the CN eight-digit and TARIC 10-digit codes for commodity classification, both of which are common codes used by all the EU member countries. The CN has about 10,000 codes (European Commission, 2006). The CN is updated once a year, and the new version of CN becomes effective on January 1 (FAS, 2006). TARIC, adding two extra digits to CN, “further contains information on tariff quotas, all third country and preferential duty rates, tariff suspensions and other trade measures. TARIC does not have the status of a legal instrument but its 10-digit codes must be used in customs and statistical declarations in trade with third countries” (FAS, 2006). Therefore, US exporters have to consider TARIC codes for classifying their products. The number of TARIC codes is about 18,000 (European Union, 2003). The European Commission is responsible for publishing, managing, and updating TARIC (EUROPA, 2006), and the Office for Official Publications of the European Communities annually produces a version of TARIC (European Union, 2003).

How to get TARIC codes:

1. Go to the web site of the European Commission, Online Customs Tariff Database: http://ec.europa.eu/taxation_customs/dds/en/tarhome.htm (direct link), or go to http://ec.europa.eu/taxation_customs/customs/customs_duties/tariff_aspects/customs_tariff/index_en.htm (Online Customs Tariff Database homepage) and click the link “database” which is found close to the bottom of the page.
2. Click "2. Search tariff information via Taric description".

3. Type key words in "Goods description" (for cherry products, type "cherr%" to search for commodity descriptions including either "cherries" or "cherry" at the same time. For more information on search tips, click "Search Examples" and read the instructions).
4. Choose "Simulation date" (when the most updated codes are needed, choose the day of "Last Update" shown in the same page).
5. Click "Submit", then the first results show up, but may not make sense because sometimes the same codes have two different commodity descriptions, or the same commodity description has two different codes. See an example below.

0811

Fruit and nuts, uncooked or cooked by steaming or boiling in water, frozen, whether or not containing added sugar or other sweetening matter

0811901921 Sour cherries (Prunus cerasus)

0811901921 Cherries

0811903921 Sour cherries (Prunus cerasus)

0811903921 Cherries

0811907500 Sour cherries (Prunus cerasus)

0811907500 Cherries

These confusions occur because the first list of search results does not show all the codes and descriptions that correspond to the key word entered. The search is not complete yet.

6. Find the description at the HS four-digit level which should include the commodity of interest, and see all the 10 digit codes and their descriptions displayed in that category.
7. Choose a description which you believe includes the commodity of interest (if it's not clear at all, just pick any one in that four-digit category) and click its code.
8. This step is important for confirming the exact description of codes. Find the code selected in the list. The list is shown in a way that the searcher can understand how the code selected is generated from HS four-digit level by adding extra digits. However, it might be hard to see it at first glance. See an example and explanation below.

If the code "0811901921 Sour cherries (Prunus cerasus)" in the previous example was selected and clicked, a part of the next page will look like:

0811 Fruit and nuts, uncooked or cooked by steaming or boiling in water, frozen, whether or not containing added sugar or other sweetening matter

- 0811 10 - Strawberries
- 0811 20 - Raspberries, blackberries, mulberries, loganberries, ...
- 0811 90 - Other
- - 0811 90 11 - - Containing added sugar or other sweetening matter
- - - 0811 90 11 - - - With a sugar content exceeding 13 % by weight
- - - - 0811 90 11 - - - - Tropical fruit and tropical nuts
- - - - 0811 90 19 - - - - Other
- - - - - 0811 90 19 11 - - - - - Grapefruit segments
- - - - - 0811 90 19 21 - - - - - Cherries
- - - - - - 0811 90 19 21 - - - - - Sour cherries (*Prunus cerasus*)
- - - - - - 0811 90 19 31 - - - - - Other
- - - - - 0811 90 19 90 - - - - - Other
- - - 0811 90 31 - - - Other
- - 0811 90 50 - - Other

You can see “- - - - - 0811901921 - - - - - Sour cherries (*Prunus cerasus*)” in the list along with some other codes and descriptions. Note there are six dashes put in front of the code and the description. The number of dashes is key to understanding how the commodities are classified, and eventually to understanding the full description of commodities for each code. The rule is that a code having X number of dashes, whatever the number of digits are, is a subdivision of the closest upper code having (X-1) number of dashes and is covered by the definition of that higher ranking code. Also note that there are sometimes the same codes which have different numbers of dashes. For example, in the list above, we can see “- - 08119011”, “- - - 08119011”, and “- - - - 08119011”, and they all have different descriptions. Even though they have the same digits, their levels of classification are different: the one with three dashes is a subdivision of the one with two dashes, and the one with four dashes is a subdivision of the one with three dashes. Following this rule, let’s do some arrangement to the list so that the codes of the same level of subdivision line up vertically.

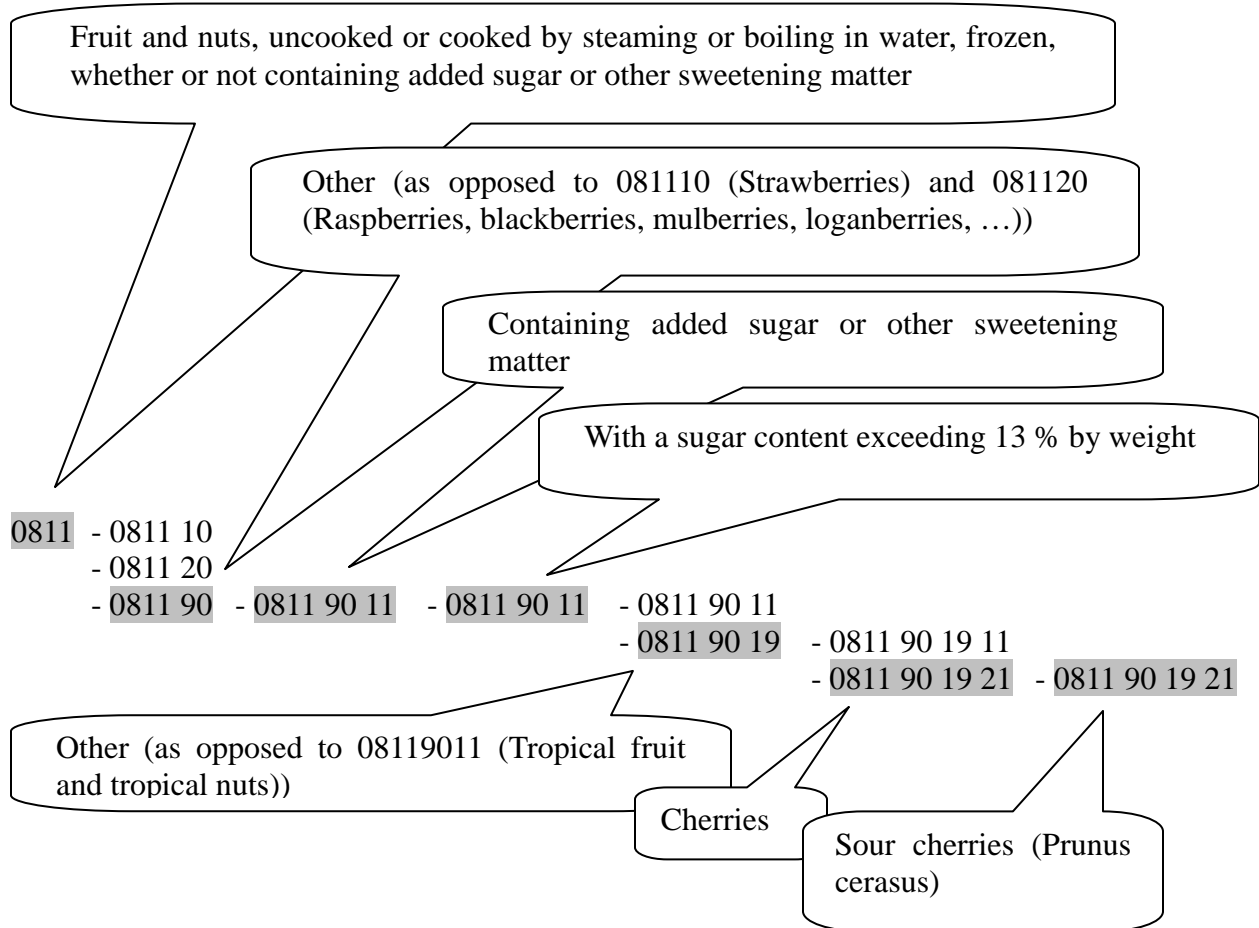
- 0811 - 0811 10
- 0811 20
- 0811 90 - 0811 90 11 - 0811 90 11 - 0811 90 11
- 0811 90 19 - 0811 90 19 11
- 0811 90 19 21 - 0811 90 19 21
- 0811 90 19 31
- 0811 90 19 90
- 0811 90 31
- 0811 90 50

The next thing to do is to follow the description from the most general one, i.e. the description of the code located the most left in the list above, to the most specific one, i.e. “0811901921 Sour cherries (*Prunus cerasus*)” in this example. All the upper descriptions apply to the lower descriptions, that is, the full description of the code 0811901921 is

composed of all the descriptions of its upper codes highlighted below:

0811 - 0811 10
 - 0811 20
 - 0811 90 - 0811 90 11 - 0811 90 11 - 0811 90 11
 - 0811 90 19 - 0811 90 19 11
 - 0811 90 19 21 - 0811 90 19 21

The descriptions of each of these codes are



Adding the second description to the first it becomes:

“Fruits or nuts *other than strawberries, raspberries, blackberries, mulberries, loganberries, ..., uncooked or cooked by steaming or boiling in water, frozen, whether or not containing added sugar or other sweetening matter*”

The third description adds the specification that it does contain added sugar or sweetening matter. The description now reads:

“Fruits or nuts *other than strawberries, raspberries, blackberries, mulberries, loganberries, ..., uncooked or cooked by steaming or boiling in water, frozen, containing added sugar or other sweetening matter*”.

The fourth description gives more information on sugar contents. The description becomes:
“Fruits or nuts other than strawberries, raspberries, blackberries, mulberries, loganberries, ..., uncooked or cooked by steaming or boiling in water, frozen, containing added sugar or other sweetening matter, *with a sugar content exceeding 13 % by weight*”.

The fifth description says this is not a tropical fruit or tropical nuts. The sixth description says this is cherries. The seventh and the last description specifies it is sour cherries. Finally the description of the code 0811901921 reads:

“*Sour cherries (Prunus cerasus)*, uncooked or cooked by steaming or boiling in water, frozen, containing added sugar or other sweetening matter, with a sugar content exceeding 13% by weight”.

If you are satisfied this is the right code, go to step 10. If you have not found the right code, go to step 9.

9. Go back toward the codes with more general description, and find the point where the subdivision went to the “wrong” way, and find and click the “right” way (e.g. assume that you are an exporter of frozen US tart cherries, or sour cherries, to Belgium. You want to get the TARIC code of your products, but it’s your first time to export to an EU country and you have no idea about the code after six digits (as mentioned earlier, the US and the EU codes are the same up to six digits because the both use the HS). Following the steps described above, you will get the code 0811901921 and its description. However, you notice that your products contain only 10% sugar by weight. Then, you will go back toward upper codes and descriptions until you find “- - - 08119011 - - - With a sugar content exceeding 13 % by weight”. In order to get the right code for your product, find and click its alternative “- - - 08119031 - - - Other” (here the term “Other” implies “With a sugar content NOT exceeding 13% by weight”).

10. Click the code selected in the list. Further subdivisions may appear.

Following the example above, if the code “0811901921 Sour cherries (Prunus Cerasus)” is clicked, two codes with further additional descriptions will appear (this example is made using the data of “Simulation date” of 15/03/2006).

----- 0811 90 19 21 ----- Not stoned
----- 0811 90 19 29 ----- Other

11. Continue selecting and clicking the lower code which appears following the right descriptions for your products until the page titled “TARIC Consultation” appears. Do not stop at step 8 but go through steps 9, if necessary, and 10. Since the TARIC codes have 10 digits and step 8 already gives 10 digit codes, one might be misled that the description given in step 8 is a complete one for the code selected. This is not always true as the example shows.

12. Make sure that the code clicked in the previous page was automatically entered in the box. This is the TARIC code of the commodity of interest. For its description, go back to the previous page, and repeat the same process explained in step 8.

Note on collecting product descriptions and data using TARIC:

Keep in mind that the meaning of the term “Other” in this data changes on a case by case basis. One might easily get lost in the search and end up using the wrong code for a product if the meaning of “Other” is misinterpreted. For instance, as shown in the examples above, the “Other” attached to the code “08119031” means “With a sugar content NOT exceeding 13% by weight”, the one attached to the code “0811901929” means “Stoned” (as opposed to “0811901921 Not stoned”), and the one for “08119019” means “Other than tropical fruit and tropical nuts”.

Another note with regard to the term “Other” is that the commodity of interest can be hidden in the category of “Other” and the user can be led to believe that the code for the product does not exist. A simplified example is as follows: let us assume that TARIC has the following classification for fruits: 0000000001 Bananas; 0000000002 Apples; 0000000003 Oranges; 0000000004 Cherries; 0000000005 Strawberries; 0000000006 Other. Here already, if the commodity of interest is grapes, it is included in the code 0000000006, but it can never be captured by searching for the word “grape”. Second, let’s make a further assumption that: 0000001001 Dried fruit, of strawberries; 0000001002 Dried fruit, of fruit falling within headings 0000000001, 0000000002, and 0000000006; 0000001003 Dried fruit, other. What is the meaning of this last code “0000001003 Dried fruit, other” ? It means “Dried oranges and dried cherries”. An exporter of dried cherries to the EU must find this code but the search for the term “cherries” will not return the correct code.

In order to find the code for dried cherries, one must return to step 5 in the process described above. The search by description of products first returns the result grouping products at the HS four-digit level. If a commodity of interest (some cherry product) is included in an HS four-digit level group in which any description of the commodities does not contain the term “cherries” or “cherry”, the group does not show up in the search result, and the user cannot find the commodity of interest following the steps described above. For instance, if an exporter of dried cherries tries to find the TARIC code for the simulation date of January 1, 2006 following the instructions above, no commodity which looks like dried cherries will appear in the result. This happens because the dried cherries for this simulation date are classified in the TARIC code of 0813409500 “Fruit, dried (excl. nuts, bananas, dates, figs, pineapples, avocados, guavas, mangoes, mangosteens, citrus fruit, grapes, apricots, prunes, apples, peaches including nectarines, pears, papaws (papayas), tamarinds, cashew apples, lychees, jackfruit, sapodillo plums, passion fruit, carambola and pitahaya)”, but no code, including this 0813409500, in the HS four-digit level classification of 0813 has the term “cherries” or “cherry” in its description. Therefore, the search by “cherr%” does not capture this heading of 0813.

Two alternative solutions to this situation would be: (1) search by different key words (e.g. for the example above, type “dried” instead of “cherr%” in step 3 and see the result); or (2) search via TARIC code instead of descriptions (Click “1. Search tariff information via Taric code” in step 2; leave blank the box “TARIC code”, choose “Country of origin/destination” and “Simulation date”, and click “Browse”; find and click the section which seems to include the

commodity of interest; find and click the chapter which seems to include the commodity of interest; find and click the code which seems to include the commodity of interest; continue until the code is found).

Since the search method for TARIC codes described above is not so straightforward, looking at the lists of CN codes in PDF file format, although the CN code has only eight digits, might provide a place to begin a search for TARIC 10-digit codes. A complete list of up-to-date CN codes can be obtained from the volume data source presented later in section 3.1.2. “EU as well as individual member countries”. The steps for obtaining those PDF files are as follows:

1. *Either* go to <http://epp.eurostat.ec.eu.int/> (direct link to Eurostat) and click “EN” to choose English, *or* go to http://europa.eu.int/index_en.htm (EUROPA, English homepage) and click “Statistics” in the tab “SERVICES”.
2. Click “External trade” in “Themes” on the left column.
3. Click the tab “Data”.
4. Click the folder icon “External trade detailed data”.
5. Click the folder icon “External trade detailed data at CN8 level”.
6. Click the icon “Access database”.
7. Click “EU TRADE SINCE 1995 BY CN8”.
8. Click “Metadata”.
9. Click and download “CN 2006* (DE, EN, FR - official texts, groups and evolution of codes)” (* or the latest version).
10. Open the zip folder downloaded.
11. Open the zip folder “CN_2006*_OFFtextEN_by chapter” (* for the year 2006).
12. Click the PDF file of the *section** which seems to contain the commodity of interests (*even though the folder is named “by chapter”, the PDF files are created by grouping commodities by “sections. The “section” is a group of several chapters (or sometimes a section is composed of only one chapter) used in the HS, and there are 21 sections in total. For example, “Section I Live animals; animal products” includes chapters 1 through 5, “Section II Vegetable products” includes chapters 6 through 14, and so on. To know which chapter belongs to which section, go to the web site of WCO at http://www.wcoomd.org/ie/En/Topics_Issues/topics_issues.html, click “Harmonized System” and then click “Harmonized System Nomenclature” or open the text file named “CN_GROUPS_LIBEN” found in the zip folder “CN 2006 (DE, EN, FR - official texts, groups and evolution of codes)”.
13. Search for the CN codes of the commodity of interests.

(If historical CN codes are of interest, the text file “NC_06_ALL_LIBEN” in the zip folder “CN 2006 (DE, EN, FR - official texts, groups and evolution of codes)” is a complete list of CN codes that have ever existed.)

1.2. Data analysis

The search for the current and historical commodity classification codes for cherry products in the US and the EU has led to the following observations:

- a) In the last two decades, the EU has had more detailed and therefore a larger number of commodity classification codes for cherry products than the US;
- b) Over the same period, codes from the EU have seen many changes while the US codes have stayed relatively the same. Of special note is the change in the number of EU classification codes for fresh cherries. In 1996, the EU had 122 codes for different categories of fresh cherries because of the detailed sub-classification by periods in the year and by value per weight, while in 2006, it had only three classifications for fresh cherries;
- c) Related to observations (a) and (b), the difference in the classification of cherry products between the US and the EU leads to difficulty in comparing tariff rates or trade volume data between these two parties;
- d) For the products which have seen a frequent change in their classification rule, it is difficult or impossible to trace trade data over a long period of time; and
- e) When a very detailed code includes more than one fruit, it is impossible to know how much of its volume data can be attributed to cherry products.

The tables of current US and EU codes for cherry products grouped into each HS six-digit level are shown below.

Table 1.1. US HTS and Schedule B codes and EU TARIC codes with subheading of 080920

080920 Cherries, fresh			
US codes	Description	EU codes	Description
HTS		TARIC	
0809200000	Cherries, Fresh	0809200500	Sour cherries (Prunus cerasus), fresh
Schedule B		0809209510	Table cherries, fresh
Same as HTS		0809209599	Cherries (excl. sour cherries (Prunus cerasus) and table cherries), fresh

Table 1.2. US HTS and Schedule B codes and EU TARIC codes with subheading of 081190

081190 Fruit and nuts, uncooked or cooked by steaming or boiling in water, frozen, whether or not containing added sugar or other sweetening matter (other than strawberries, raspberries, blackberries, mulberries, loganberries, black, white or red currants and gooseberries)			
US codes	Description	EU codes	Description
HTS		TARIC	
0811908040	Cherries, sweet varieties, uncooked or cooked by steaming or boiling in water, frozen, whether or not containing added sugar or other sweetening matter	0811901921	Sour cherries (<i>Prunus cerasus</i>), not stoned, uncooked or cooked by steaming or boiling in water, frozen, containing added sugar or other sweetening matter, with a sugar content exceeding 13 % by weight
0811908060	Cherries, tart varieties, uncooked or cooked by steaming or boiling in water, frozen, whether or not containing added sugar or other sweetening matter	0811901929	Sour cherries (<i>Prunus cerasus</i>), stoned, uncooked or cooked by steaming or boiling in water, frozen, containing added sugar or other sweetening matter, with a sugar content exceeding 13 % by weight
Schedule B		0811901931	Cherries (excl. sour cherries (<i>Prunus cerasus</i>)), not stoned, uncooked or cooked by steaming or boiling in water, frozen, containing added sugar or other sweetening matter, with a sugar content exceeding 13 % by weight
Same as HTS		0811901939	Cherries (excl. sour cherries (<i>Prunus cerasus</i>)), stoned, uncooked or cooked by steaming or boiling in water, frozen, containing added sugar or other sweetening matter, with a sugar content exceeding 13 % by weight
		0811903921	Sour cherries (<i>Prunus cerasus</i>), not stoned, uncooked or cooked by steaming or boiling in water, frozen, containing added sugar or other sweetening matter, with a sugar content not exceeding 13 % by weight
		0811903929	Sour cherries (<i>Prunus cerasus</i>), stoned, uncooked or cooked by steaming or boiling in water, frozen, containing added sugar or other sweetening matter, with a sugar content not exceeding 13 % by weight
		0811903931	Cherries (excl. sour cherries (<i>Prunus cerasus</i>)), not stoned, uncooked or cooked by steaming or boiling in water, frozen, containing added sugar or other sweetening matter, with a sugar content not exceeding 13 % by weight
		0811903939	Cherries (excl. sour cherries (<i>Prunus cerasus</i>)), stoned, uncooked or cooked by steaming or boiling in water, frozen, containing added sugar or other sweetening matter, with a sugar content not exceeding 13 % by weight
TARIC (continued)		0811907500	Sour cherries (<i>Prunus cerasus</i>), uncooked or cooked by steaming or boiling in water, frozen, not containing added sugar or other sweetening matter
0811908000	Cherries (excl. sour cherries (<i>Prunus cerasus</i>)), uncooked or cooked by steaming or boiling in water, frozen, not containing added sugar or other sweetening matter		

Table 1.3. US HTS and Schedule B codes and EU TARIC codes with subheading of 081210

081210 Cherries, provisionally preserved (for example, by sulphur dioxide gas, in brine, in sulphur water or in other preservative solutions), but unsuitable in that state for immediate consumption	
US codes	Description
HTS	
0812100000	Cherries, provisionally preserved (for example, by sulfur dioxide gas, in brine, in sulfur water or in other preservative solutions), but unsuitable in that state for immediate consumption
Schedule B	
Same as HTS	
EU codes	Description
TARIC	
0812100000	Cherries, provisionally preserved (for example, by sulphur dioxide gas, in brine, in sulphur water or in other preservative solutions), but unsuitable in that state for immediate consumption

Table 1.4. US HTS and Schedule B codes and EU TARIC codes with subheading of 081340

081340 Fruit, dried, other than that of headings 08.01 to 08.06 (other than apricots, prunes and apples)			
US codes	Description	EU codes	Description
HTS		TARIC	
0813403000	Cherries, dried	0813409500*	<i>Fruit, dried (excl. nuts, bananas including plantains, dates, figs, pineapples, avocados, guavas, mangoes, mangosteens, citrus fruit, grapes, apricots, prunes, apples, peaches including nectarines, pears, papaws (papayas), tamarinds, cashew apples, lychees, jackfruit, sapodillo plums, passion fruit, carambola and pitahaya)</i>
Schedule B			
0813403010	Cherries, tart varieties, dried		
0813403090	Cherries, dried, except tart varieties		

*Commodity classification which includes cherry products and other products

Table 1.5. US HTS and Schedule B codes and EU TARIC codes with subheading of 200600

200600 Vegetables, fruit, nuts, fruit-peel and other parts of plants, preserved by sugar (drained, glacé or crystallised)		200600 Vegetables, fruit, nuts, fruit-peel and other parts of plants, preserved by sugar (drained, glacé or crystallised)	
US codes	Description	EU codes	Description
HTS		TARIC	
2006002000	Cherries, preserved by sugar (drained, glacé or crystallized)	2006003100	Cherries, preserved by sugar (drained, glacé or crystallized), with a sugar content exceeding 13% by weight
Schedule B			
2006005550*	<i>Vegetables, fruit, nuts, fruit-peel and other parts of plants preserved by sugar (drained, glacé or crystallized)</i>	2006009999*	<i>Vegetables, fruit, nuts fruit-peel and other parts of plants (excl. ginger, tropical fruit, tropical nuts and sweet corn (Zea mays var. saccharata)), preserved by sugar (drained, glacé or crystallized), with a sugar content not exceeding 13% by weight</i>

* Commodity classification which includes cherry products and other products

Table 1.6. US HTS and Schedule B codes and EU TARIC codes with subheading of 200799

200799 Jams, fruit jellies, marmalades, fruit or nut purée and fruit or nut pastes, obtained by cooking, whether or not containing added sugar or other sweetening matter (other than homogenised preparations, other than citrus fruit)			
US codes	Description	EU codes	Description
HTS		TARIC	
2007992500	Cherry jams	2007993100	Cherry jams, jellies, marmalades, purée or pastes, being cooked preparations, with a sugar content exceeding 30% by weight
Schedule B			
2007998000*	<i>Fruit or nut pastes and purees NESOI, cooked preparations, whether or not sweetened</i>	2007995790*	<i>Jams, fruit jellies, marmalades, fruit or nut purée and fruit or nut pastes (excl. citrus fruit, apple purée, including compotes, and chestnut purée and paste), being cooked preparations (excl. homogenized preparation), with a sugar content exceeding 13% but not exceeding 30%</i>
2007999000*	<i>Jams, fruit jellies, marmalades NESOI, cooked preparations, whether or not sweetened</i>	2007999800*	<i>Jams, fruit jellies, marmalades, fruit or nut purée and fruit or nut pastes (excl. citrus fruit, apple purée, including compotes, tropical fruit and tropical nuts), being cooked preparations (excl. homogenized preparation), with a sugar content not exceeding 13%</i>

NESOI: Not Elsewhere Specified Or Indicated

* Commodity classification which includes cherry products and other products

Table 1.7. US HTS and Schedule B codes and EU TARIC codes with subheading of 200860

200860 Cherries, otherwise prepared or preserved, whether or not containing added sugar or other sweetening matter or spirit, not elsewhere specified or included			
US codes	Description	EU codes	Description
HTS		TARIC	
2008600020	Cherries, maraschino, otherwise prepared or preserved, whether or not containing added sugar or other sweetening matter or spirit, NESOI	2008601100	Cherries, prepared or preserved, containing added spirit, with a sugar content exceeding 9% by weight, of an actual alcoholic strength by mass not exceeding 11,85% mas, NESOI
2008600040	Cherries, sweet varieties, otherwise prepared or preserved, whether or not containing added sugar or other sweetening matter or spirit, NESOI	2008601910	Sweet cherries, of a diameter not exceeding 19,9 mm, stoned, intended for the manufacture of chocolate products, containing added spirit, with a sugar content exceeding 9% by weight, of an actual alcoholic strength by mass exceeding 11,85% mas, NESOI
2008600060	Cherries, tart varieties, otherwise prepared or preserved, whether or not containing added sugar or other sweetening matter or spirit, NESOI	2008601920	Sour cherries (Prunus cerasus), of a diameter not exceeding 19,9 mm, intended for the manufacture of chocolate products, containing added spirit, with a sugar content exceeding 9% by weight, of an actual alcoholic strength by mass exceeding 11,85% mas, NESOI
Schedule B		2008601990	Cherries (excl. sweet cherries, stoned and sour cherries (Prunus cerasus), of a diameter not exceeding 19,9 mm, intended for the manufacture of chocolate products), containing added spirit, with a sugar content exceeding 9% by weight, of an actual alcoholic strength by mass exceeding 11,85% mas, NESOI
Same as HTS		2008603100	Cherries, prepared or preserved, containing added spirit, with a sugar content not exceeding 9% by weight, of an actual alcoholic strength by mass not exceeding 11,85% mas, NESOI
TARIC (continued)		2008603910	Sweet cherries, of a diameter not exceeding 19,9 mm, stoned, intended for the manufacture of chocolate products, containing added spirit, with a sugar content not exceeding 9% by weight, of an actual alcoholic strength exceeding 11,85% mas, NESOI
2008605090	Cherries (excl. sour cherries (Prunus cerasus)), prepared or preserved, not containing added spirit, containing added sugar, in immediate packings of a net content exceeding 1 kg, NESOI	2008603920	Sour cherries (Prunus cerasus), of a diameter not exceeding 19,9 mm, stoned, intended for the manufacture of chocolate products, containing added spirit, with a sugar content not exceeding 9% by weight, of an actual alcoholic strength exceeding 11,85% mas, NESOI
2008606010	Sour cherries (Prunus cerasus), prepared or preserved, not containing added spirit, containing added sugar, in immediate packings of a net content not exceeding 1 kg, NESOI	2008603990	Cherries (excl. sweet cherries and sour cherries (Prunus cerasus), of a diameter not exceeding 19,9 mm, stoned, intended for the manufacture of chocolate products), containing added spirit, with a sugar content not exceeding 9% by weight, of an actual alcoholic strength exceeding 11,85% mas, NESOI
2008606090	Cherries (excl. sour cherries (Prunus cerasus)), prepared or preserved, not containing added spirit, containing added sugar, in immediate packings of a net content not exceeding 1 kg, NESOI	2008605010	Sour cherries (Prunus cerasus), prepared or preserved, not containing added spirit, containing added sugar, in immediate packings of a net content exceeding 1 kg, NESOI
2008607010	Sour cherries (Prunus cerasus), prepared or preserved, not containing added spirit or sugar, in immediate packings of a net content of 4,5 kg or more, NESOI		
2008607090	Cherries (excl. sour cherries (Prunus cerasus)), prepared or preserved, not containing added spirit or sugar, in immediate packings of a net content of 4,5 kg or more, NESOI		
2008609010	Sour cherries (Prunus cerasus), prepared or preserved, not containing added spirit or sugar, in immediate packings of a net content of less than 4,5 kg, NESOI		
2008609090	Cherries (excl. sour cherries (Prunus cerasus)), prepared or preserved, not containing added spirit or sugar, in immediate packings of a net content of less than 4,5 kg, NESOI		

NESOI: Not Elsewhere Specified Or Indicated

Table 1.8. US HTS and Schedule B codes and EU TARIC codes with subheading of 200980

200980 Juice of single fruit or vegetable, unfermented and not containing added spirit, whether or not, containing added sugar or other sweetening matter (other than citrus fruit, pineapple, tomato, grape and apple)			
US codes	Description	EU codes	Description
HTS		TARIC	
2009806011	Tart cherry juice concentrate, not fortified with vitamins or minerals, unfermented and not containing added spirit, whether or not containing added sugar or other sweetening matter	2009803550*	<i>Fruit juices and vegetable juices, powdered, unfermented and not containing added spirit, whether or not containing added sugar or other sweetening matter, of a Brix value exceeding 67, of a value not exceeding 30 Euro per 100 kg net weight (excl. juices of citrus fruit, pineapple, tomato, grape (incl. grape must), apple, pear, tropical fruit and apricot)</i>
2009806019	Cherry juice, other than tart cherry juice concentrate, not fortified with vitamins or minerals, unfermented and not containing added spirit, whether or not containing added sugar or other sweetening matter	2009803599*	<i>Fruit juices and vegetable juices, not powdered, unfermented and not containing added spirit, whether or not containing added sugar or other sweetening matter, of a Brix value exceeding 67, of a value not exceeding 30 Euro per 100 kg net weight (excl. juices of citrus fruit, pineapple, tomato, grape (incl. grape must), apple, pear, tropical fruit and apricot)</i>
Schedule B			
2009800000	<i>Juice of any other single fruit or vegetable, unfermented not containing added spirit, whether or not sweetened, NESOI</i>		
TARIC (continued)			
2009808689*	<i>Fruit juices and vegetable juices, not powdered, unfermented and not containing added spirit, of a Brix value not exceeding 67, of a value not exceeding 30 Euro per 100 kg net weight, with an added sugar content exceeding 30% by weight (excl. juices of citrus fruit, pineapple, tomato, grape (incl. grape must), apple, pear, tropical fruit and apricot)</i>	2009803895*	<i>Fruit juices and vegetable juices, powdered, unfermented and not containing added spirit, whether or not containing added sugar or other sweetening matter, of a Brix value exceeding 67, of a value exceeding 30 Euro per 100 kg net weight (excl. juices of citrus fruit, pineapple, tomato, grape (incl. grape must), apple, pear, tropical fruit, dates and apricot)</i>
2009808970*	<i>Fruit juices and vegetable juices, powdered, unfermented and not containing added spirit, of a Brix value not exceeding 67, of a value not exceeding 30 Euro per 100 kg net weight, with an added sugar content not exceeding 30% by weight (excl. juices of citrus fruit, pineapple, tomato, grape (incl. grape must), apple, pear, tropical fruit and apricot)</i>	2009803898*	<i>Fruit juices and vegetable juices, not powdered, unfermented and not containing added spirit, whether or not containing added sugar or other sweetening matter, of a Brix value exceeding 67, of a value exceeding 30 Euro per 100 kg net weight (excl. juices of citrus fruit, pineapple, tomato, grape (incl. grape must), apple, pear, tropical fruit, dates and apricot)</i>
2009808989*	<i>Fruit juices and vegetable juices, not powdered, unfermented and not containing added spirit, of a Brix value not exceeding 67, of a value not exceeding 30 Euro per 100 kg net weight, with an added sugar content not exceeding 30% by weight (excl. juices of citrus fruit, pineapple, tomato, grape (incl. grape must), apple, pear, tropical fruit and apricot)</i>	2009807110	Cherry juice, powdered, unfermented and not containing added spirit, of a Brix value not exceeding 67, of a value exceeding 30 Euro per 100 kg net weight, containing added sugar
2009809610	Cherry juice, powdered, unfermented and not containing added spirit, of a Brix value not exceeding 67, not containing added sugar	2009807190	Cherry juice (excl. powdered), unfermented and not containing added spirit, of a Brix value not exceeding 67, of a value exceeding 30 Euro per 100 kg net weight, containing added sugar
2009809690	Cherry juice (excl. powdered), unfermented and not containing added spirit, of a Brix value not exceeding 67, not containing added sugar	2009808670*	<i>Fruit juices and vegetable juices, powdered, unfermented and not containing added spirit, of a Brix value not exceeding 67, of a value not exceeding 30 Euro per 100 kg net weight, with an added sugar content exceeding 30% by weight (excl. juices of citrus fruit, pineapple, tomato, grape (incl. grape must), apple, pear, tropical fruit and apricot)</i>
NESOI: Not Elsewhere Specified Or Indicated			
* Commodity classification which includes cherry products and other products			

Table 1.9. US HTS and Schedule B codes and EU TARIC codes with subheading of 220890

220890 Udenatured ethyl alcohol of an alcoholic strength by volume of less than 80% vol; spirits, liqueurs and other spirituous beverages (other than spirits obtained by distilling grape wine or grape marc, whiskies, rum, tafia, gin, geneva, vodka, liqueurs and cordials)			
US codes	Description	EU codes	Description
HTS		TARIC	
2208904630*	<i>Kirschwasser and ratafia, in containers each holding not over 4 liters</i>	2208903300*	<i>Plum, pear or cherry spirit (excluding liqueurs), in containers holding 2 l or less</i>
2208904660*	<i>Kirschwasser and ratafia, in containers each holding over 4 liters</i>	2208903800*	<i>Plum, pear or cherry spirit (excluding liqueurs), in containers holding more than 2 litres</i>
Schedule B			
2208904600*	<i>Kirschwasser and ratafia</i>		

* Commodity classification which includes cherry products and other products

2. Tariff rates

The reduction in tariff rates has been an important and controversial discussion topic in WTO negotiations. Accurate information on prevailing tariff rates is a key piece of information for businesses, industries, and trading partners.

2.1. Data collection

2.1.1. US tariff rates

US tariff rates are available on the website of the USITC:

1. Find the HTS code for the commodity of interest following the steps described in the section 1.1.1. “US HTS and Schedule B codes”.
2. Find the tariff rates for that commodity in the column “Rates of duty 1 General”. The tariff rates in this column are the ones applied to US exporters.

2.1.2. EU tariff rates

The EU is a customs union, which means that all EU member countries have common tariff rates for their imports from countries outside the EU while they do not impose tariffs on imports from member countries. Therefore, US exporters of some commodities to the EU face the same tariff rates on exports regardless of the destination country.

EU tariff rates are available on the web site of the European Commission, Online Customs Tariff Database:

1. Find the TARIC code for the commodity of interest following steps 1 to 10 described in the section 1.1.2. “EU CN and TARIC codes”.
2. Make sure that the desired code was automatically entered in the box “TARIC code”.
3. Browse the list of countries “Country of origin/destination”, find “United State of America – US (400)”, and click it.
4. Choose “Simulation date” (when the most updated data is needed, choose the day of “Last Update” shown in the same page).
5. Click “Duty rates”.
6. The rate shown as “Third country duty” is the tariff rate that US exporters face.

2.2. Data analysis

The historical data shows that the tariff rates for cherry products have declined continuously throughout the last half of 1990s and the beginning of 2000s in both the US and the EU.

Following are the tables of the current US and EU tariff rates imposed for the imports of cherry

products from each other. The tables are grouped at the HS six-digit level. For the historical data of tariff rates, see the tables in the section 3.2. “Data analysis”.

Notes:

The data for the US and the EU were collected between March 2006 and May 2006 using the data sources and following the steps described in this section.

Table 2.1. Tariff rates for the products with subheading of 080920

080920 Cherries, fresh			
US			
HTS codes	Description	Tariff rates	Notes
0809200000	Cherries, Fresh	Free	
EU			
TARIC codes	Description	Tariff rates	Notes
0809200500	Sour cherries (Prunus cerasus), fresh	Entry prices	Third country duty (erga omnes): The applicable duty is 12%MIN2.4EUR/100kg Regulation/Decision R1719/05; "Unit value: 137.39EurVU/100kg Regulation/Decision R0681/06" / Footnote "Inherit from 0809200500 Products to which an entry price applies"; "Inherit from 0809200000 Products to which an entry price applies"; Nomenclature group(s) "Unit value products"
0809209510	Table cherries, fresh	Entry prices	Third country duty (erga omnes): The applicable duty is 12%MIN2.4EUR/100kg Regulation/Decision R1719/05; "Unit value: 137.39EurVU/100kg Regulation/Decision R0681/06" / Footnote "Inherit from 0809209510 Products to which an entry price applies"; "Inherit from 0809200000 Products to which an entry price applies"
0809209599	Cherries (excl. sour cherries (Prunus cerasus) and table cherries), fresh	Entry prices	Third country duty (erga omnes): The applicable duty is 12%MIN2.4EUR/100kg Regulation/Decision R1719/05; "Unit value: 137.39EurVU/100kg Regulation/Decision R0681/06" / Footnote "Inherit from 0809209599 Products to which an entry price applies"; "Inherit from 0809200000 Products to which an entry price applies"

Table 2.2. Tariff rates for the products with subheading of 081190

081190 Fruit and nuts, uncooked or cooked by steaming or boiling in water, frozen, whether or not containing added sugar or other sweetening matter (other than strawberries, raspberries, blackberries, mulberries, loganberries, black, white or red currants and gooseberries)			
US			
HTS codes	Description	Tariff rates	Notes
0811908040	Cherries, uncooked or cooked by steaming or boiling in water, frozen, whether or not containing added sugar or other sweetening matter (For the detailed description of each code, see Table 2)	14.5%	
0811908060			
EU			
TARIC codes	Description	Tariff rates	Notes
0811901921	Cherries, uncooked or cooked by steaming or boiling in water, frozen, containing added sugar or other sweetening matter, with a sugar content exceeding 13 % by weight (For the detailed description of each code, see Table 2)	20.8%+8.4EUR/100kg	Regulation/Decision R2204/99
0811901929			
0811901931			
0811901939			
0811903921	Cherries, uncooked or cooked by steaming or boiling in water, frozen, containing added sugar or other sweetening matter, with a sugar content not exceeding 13 % by weight (For the detailed description of each code, see Table 2)	20.8%	Regulation/Decision R2204/99
0811903929			
0811903931			
0811903939			
0811907500	Sour cherries (<i>Prunus cerasus</i>), uncooked or cooked by steaming or boiling in water, frozen, not containing added sugar or other sweetening matter	14.4%	Regulation/Decision R2204/99
0811908000	Cherries (excl. sour cherries (<i>Prunus cerasus</i>)), uncooked or cooked by steaming or boiling in water, frozen, not containing added sugar or other sweetening matter	14.4%	Regulation/Decision R2204/99 / Nomenclature group(s) "Special incentive arrangement - Labour rights (GSP)"

Table 2.3. Tariff rates for the products with subheading of 081210

081210 Cherries, provisionally preserved (for example, by sulphur dioxide gas, in brine, in sulphur water or in other preservative solutions), but unsuitable in that state for immediate consumption			
US			
HTS codes	Description	Tariff rates	Notes
0812100000	Cherries, provisionally preserved (for example, by sulfur dioxide gas, in brine, in sulfur water or in other preservative solutions), but unsuitable in that state for immediate consumption	13.4¢/kg	
EU			
TARIC codes	Description	Tariff rates	Notes
0812100000	Cherries, provisionally preserved (for example, by sulphur dioxide gas, in brine, in sulphur water or in other preservative solutions), but unsuitable in that state for immediate consumption	8.8%	Regulation/Decision R2204/99 / Nomenclature group(s) "Special incentive arrangement - Labour rights (GSP)"

Table 2.4. Tariff rates for the products with subheading of 081340

081340 Fruit, dried, other than that of headings 08.01 to 08.06 (other than apricots, prunes and apples)			
US			
HTS codes	Description	Tariff rates	Notes
0813403000	Cherries, dried	10.6¢/kg	
EU			
TARIC codes	Description	Tariff rates	Notes
0813409500	Fruit, dried (excl. nuts, bananas including plantains, dates, figs, pineapples, avocados, guavas, mangoes, mangosteens, citrus fruit, grapes, apricots, prunes, apples, peaches including nectarines, pears, papaws (papayas), tamarinds, cashew apples, lychees, jackfruit, sapodillo plums, passion fruit, carambola and pitahaya)	2.4%	Regulation/Decision R2204/99

Table 2.5. Tariff rates for the products with subheading of 200600

200600 Vegetables, fruit, nuts, fruit-peel and other parts of plants, preserved by sugar (drained, glacé or crystallised)			
US			
HTS codes	Description	Tariff rates	Notes
2006002000	Cherries, preserved by sugar (drained, glacé or crystallized)	9.9¢/kg+6.4%	
EU			
TARIC codes	Description	Tariff rates	Notes
2006003100	Cherries, preserved by sugar (drained, glacé or crystallized), with a sugar content exceeding 13% by weight	20%+23.9EUR/100kg	Regulation/Decision R2204/99 / Nomenclature group(s) "Budget line 1060"
2006009999	Vegetables, fruit, nuts fruit-peel and other parts of plants (excl. ginger, tropical fruit, tropical nuts and sweet corn (Zea mays var. saccharata)), preserved by sugar (drained, glacé or crystallized), with a sugar content not exceeding 13% by weight	20%	Regulation/Decision R2204/99 / Nomenclature group(s) "Bananas"

Table 2.6. Tariff rates for the products with subheading of 200799

200799 Jams, fruit jellies, marmalades, fruit or nut purée and fruit or nut pastes, obtained by cooking, whether or not containing added sugar or other sweetening matter (other than homogenised preparations, other than citrus fruit)			
US			
HTS codes	Description	Tariff rates	Notes
2007992500	Cherry jams	4.5%	
EU			
TARIC codes	Description	Tariff rates	Notes
2007993100	Cherry jams, jellies, marmalades, purée or pastes, being cooked preparations, with a sugar content exceeding 30% by weight	24%+23EUR/100kg	Regulation/Decision R2204/99 / Nomenclature group(s) "Budget line 1060"
2007995790	Jams, fruit jellies, marmalades, fruit or nut purée and fruit or nut pastes (excl. citrus fruit, apple purée, including compotes, and chestnut purée and paste), being cooked preparations (excl. homogenized preparation), with a sugar content exceeding 13% but not exceeding 30%	24%+4.2EUR/100kg	Regulation/Decision R2204/99 / Nomenclature group(s) "Bananas"
2007999800	Jams, fruit jellies, marmalades, fruit or nut purée and fruit or nut pastes (excl. citrus fruit, apple purée, including compotes, tropical fruit and tropical nuts), being cooked preparations (excl. homogenized preparation), with a sugar content not exceeding 13%	24%	Regulation/Decision R2204/99 / Nomenclature group(s) "Bananas"

Table 2.7. Tariff rates for the products with subheading of 200860

200860 Cherries, otherwise prepared or preserved, whether or not containing added sugar or other sweetening matter or spirit, not elsewhere specified or included			
US			
HTS codes	Description	Tariff rates	Notes
2008600020 2008600040 2008600060	Cherries, otherwise prepared or preserved, whether or not containing added sugar or other sweetening matter or spirit, not elsewhere specified or included (For the detailed description of each code, see Table 7)	6.9¢/kg+4.5%	
EU			
TARIC codes	Description	Tariff rates	Notes
2008601100	Cherries, prepared or preserved, containing added spirit, with a sugar content exceeding 9% by weight, of an actual alcoholic strength by mass not exceeding 11,85% mas, NESOI	25.6%	Regulation/Decision R2204/99 / Nomenclature group(s) "Special incentive arrangement – Labour rights (GSP)"
2008601910	Sweet cherries, of a diameter not exceeding 19,9 mm, stoned, intended for the manufacture of chocolate products, containing added spirit, with a sugar content exceeding 9% by weight, of an actual alcoholic strength by mass exceeding 11,85% mas, NESOI	25.6%+4.2EUR/100kg Tariff quota (erga omnes): 10%+4.2EUR/100kg	Regulation/Decision (for Third country duty) R2204/99; Regulation/Decision (for Tariff quota) R0151/06; Order number 092713 End date 31/12/2006 / Footnote "Inherit from 2008601910 Entry under this subheading is subject to conditions laid down in the relevant Community provisions (see Articles 291 to 300 of Commission Regulation (EEC) No. 2454/93 - OJ L 253 11.10.1993 p. 1 and subsequent amendments)."
2008601920	Sour cherries (<i>Prunus cerasus</i>), of a diameter not exceeding 19,9 mm, intended for the manufacture of chocolate products, containing added spirit, with a sugar content exceeding 9% by weight, of an actual alcoholic strength by mass exceeding 11,85% mas, NESOI	25.6%+4.2EUR/100kg Tariff quota (erga omnes): 10%+4.2EUR/100kg	Regulation/Decision (for Third country duty) R2204/99; Regulation/Decision (for Tariff quota) R0151/06; Order number 092719 End date 31/12/2006 / Footnote "Inherit from 2008601920 Entry under this subheading is subject to conditions laid down in the relevant Community provisions (see Articles 291 to 300 of Commission Regulation (EEC) No. 2454/93 - OJ L 253 11.10.1993 p. 1 and subsequent amendments)."
2008601990	Cherries (excl. sweet cherries, stoned and sour cherries (<i>Prunus cerasus</i>), of a diameter not exceeding 19,9 mm, intended for the manufacture of chocolate products), containing added spirit, with a sugar content exceeding 9% by weight, of an actual alcoholic strength by mass exceeding 11,85% mas, NESOI	25.6%+4.2EUR/100kg	Regulation/Decision R2204/99
2008603100	Cherries, prepared or preserved, containing added spirit, with a sugar content not exceeding 9% by weight, of an actual alcoholic strength by mass not exceeding 11,85% mas, NESOI	24%	Regulation/Decision R2204/99 / Nomenclature group(s) "Special incentive arrangement – Labour rights (GSP)"

2008603910	Sweet cherries, of a diameter not exceeding 19,9 mm, stoned, intended for the manufacture of chocolate products, containing added spirit, with a sugar content not exceeding 9% by weight, of an actual alcoholic strength exceeding 11,85% mas, NESOI	25.6% Tariff quota (erga omnes): 10%	Regulation/Decision (for Third country duty) R2204/99; Regulation/Decision (for Tariff quota) R0151/06; Order number 092713 End date 31/12/2006 / Footnote "Inherit from 2008603910 Entry under this subheading is subject to conditions laid down in the relevant Community provisions (see Articles 291 to 300 of Commission Regulation (EEC) No. 2454/93 - OJ L 253 11.10.1993 p. 1 and subsequent amendments)."
2008603920	Sour cherries (Prunus cerasies), of a diameter not exceeding 19,9 mm, stoned, intended for the manufacture of chocolate products, containing added spirit, with a sugar content not exceeding 9% by weight, of an actual alcoholic strength exceeding 11,85% mas, NESOI	25.6% Tariff quota (erga omnes): 10%	Regulation/Decision (for Third country duty) R2204/99; Regulation/Decision (for Tariff quota) R0151/06; Order number 092719 End date 31/12/2006 / Footnote "Inherit from 2008603920 Entry under this subheading is subject to conditions laid down in the relevant Community provisions (see Articles 291 to 300 of Commission Regulation (EEC) No. 2454/93 - OJ L 253 11.10.1993 p. 1 and subsequent amendments)."
2008603990	Cherries (excl. sweet cherries and sour cherries (Prunus cerasies), of a diameter not exceeding 19,9 mm, stoned, intended for the manufacture of chocolate products), containing added spirit, with a sugar content not exceeding 9% by weight, of an actual alcoholic strength exceeding 11,85% mas, NESOI	25.6%	Regulation/Decision R2204/99
2008605010 2008605090	Cherries, prepared or preserved, not containing added spirit, containing added sugar, in immediate packings of a net content exceeding 1 kg, NESOI (For the detailed description of each code, see Table 7)	17.6%	(for 2008605010) Regulation/Decision R1810/04 (for 2008605090) Regulation/Decision R1810/04 / Nomenclature group(s) "Special incentive arrangement - Labour rights (GSP)"
2008606010 2008606090	Cherries, prepared or preserved, not containing added spirit, containing added sugar, in immediate packings of a net content not exceeding 1 kg, NESOI (For the detailed description of each code, see Table 7)	20.8%	(for 2008606010) Regulation/Decision R1810/04 (for 2008606090) Regulation/Decision R1810/04 / Nomenclature group(s) "Special incentive arrangement - Labour rights (GSP)"
2008607010 2008607090 2008609010 2008609090	Cherries, prepared or preserved, not containing added spirit or sugar, NESOI (For the detailed description of each code, see Table 7)	18.4%	(for 2008607010 and 2008609010) Regulation/Decision R1810/04 (for 2008607090 and 2008609090) Regulation/Decision R1810/04 / Nomenclature group(s) "Special incentive arrangement - Labour rights (GSP)"

NESOI: Not Elsewhere Specified Or Indicated

Table 2.7. Appendix. Quick reference matrix for EU tariff rates on the products with subheading 200860

Spirit	Sugar	Alcohol / Packing	Species and Other Characteristics	TARIC codes	Tariff Rates for Imports from the US	
Added Spirit	> 9%	[ALC] ≤ 11.85%		2008601100	25.6%	
		[ALC] > 11.85%	Sweet, Diam.≤19.9mm, Stoned, Choco.	2008601910	25.6%+4.2EUR/100kg; (quota) 10%+4.2EUR/100kg	
			Sour, Diam.≤19.9mm, Choco	2008601920		
			Other	2008601990	25.6%+4.2EUR/100kg	
	≤ 9%	[ALC] ≤ 11.85%			2008603100	24%
		[ALC] > 11.85%	Sweet, Diam.≤19.9mm, Stoned, Choco.	2008603910	25.6%; (quota) 10%	
			Sour, Diam.≤19.9mm, Stoned, Choco.	2008603920		
			Other	2008603990	25.6%	
	No Added Spirit	Added Sugar	[PAC] > 1kg	Sour	2008605010	17.6%
Other				2008605090		
[PAC] ≤ 1kg			Sour	2008606010	20.8%	
			Other	2008606090		
No Added Sugar		[PAC] ≥ 4.5kg	Sour	2008607010	18.4%	
			Other	2008607090		
		[PAC] < 4.5kg	Sour	2008609010		
			Other	2008609090		

[ALC]: Actual alcohol strength by mass

[PAC]: Immediate packings of a net content

Diam.: Diameter

Choco.: Intended for the manufacture of chocolate products

Table 2.8. Tariff rates for the products with subheading of 200980

200980 Juice of single fruit or vegetable, unfermented and not containing added spirit, whether or not, containing added sugar or other sweetening matter (other than citrus fruit, pineapple, tomato, grape and apple)			
US			
HTS codes	Description	Tariff rates	Notes
2009806011 2009806019	Cherry juice concentrate, not fortified with vitamins or minerals, unfermented and not containing added spirit, whether or not containing added sugar or other sweetening matter (For the detailed description of each code, see Table 8)	0.5¢/liter	Articles the product of Austria, Belgium, Denmark, Finland, France, the Federal Republic of Germany, Greece, Ireland, Italy, Luxembourg, the Netherlands, Portugal, Spain, or Sweden: 9903.02.36 Juice of any other single fruit, not elsewhere specified or included, not fortified with vitamins or minerals, unfermented and not containing added spirit, whether or not containing added sugar or other sweetening matter (provided for in subheading 2009.80.60) 100%
EU			
TARIC codes	Description	Tariff rates	Notes
2009803550 2009803599	Fruit juices and vegetable juices, unfermented and not containing added spirit, whether or not containing added sugar or other sweetening matter, of a Brix value exceeding 67, of a value not exceeding 30 Euro per 100 kg net weight (excl. juices of citrus fruit, pineapple, tomato, grape (incl. grape must), apple, pear, tropical fruit and apricot) (For the detailed description of each code, see Table 8)	33.6% +20.6EUR/100kg	Regulation/Decision R2204/99 / Nomenclature group(s) "Bananas"
2009803895 2009803898	Fruit juices and vegetable juices, unfermented and not containing added spirit, whether or not containing added sugar or other sweetening matter, of a Brix value exceeding 67, of a value exceeding 30 Euro per 100 kg net weight (excl. juices of citrus fruit, pineapple, tomato, grape (incl. grape must), apple, pear, tropical fruit, dates and apricot) (For the detailed description of each code, see Table 8)	33.6%	Regulation/Decision R2204/99 / Nomenclature group(s) "Bananas"
2009807110 2009807190	Cherry juice, unfermented and not containing added spirit, of a Brix value not exceeding 67, of a value exceeding 30 Euro per 100 kg net weight, containing added sugar (For the detailed description of each code, see Table 8)	16.8%	Regulation/Decision R2204/99
2009808670 2009808689	Fruit juices and vegetable juices, unfermented and not containing added spirit, of a Brix value not exceeding 67, of a value not exceeding 30 Euro per 100 kg net weight, with an added sugar content exceeding 30% by weight (excl. juices of citrus fruit, pineapple, tomato, grape (incl. grape must), apple, pear, tropical fruit and apricot) (For the detailed description of each code, see Table 8)	16.8% +20.6EUR/100kg	Regulation/Decision R2204/99 / Nomenclature group(s) "Bananas"

2009808970 2009808989	Fruit juices and vegetable juices, unfermented and not containing added spirit, of a Brix value not exceeding 67, of a value not exceeding 30 Euro per 100 kg net weight, with an added sugar content not exceeding 30% by weight (excl. juices of citrus fruit, pineapple, tomato, grape (incl. grape must), apple, pear, tropical fruit and apricot) (For the detailed description of each code, see Table 8)	16.8%	Regulation/Decision R2204/99 / Nomenclature group(s) "Bananas"
2009809610 2009809690	Cherry juice, unfermented and not containing added spirit, of a Brix value not exceeding 67, not containing added sugar (For the detailed description of each code, see Table 8)	17.6%	Regulation/Decision R2204/99

Table 2.8 Appendix. Quick reference matrix for EU tariff rates on the products with subheading 200980

	Brix Value	Value / Sugar	Sugar	Powdered	TARIC codes	Tariff Rates for Imports from the US
Cherry juice unfermented and not containing added spirit	> 67	[Value 100kg] <= 30 Euro		Powdered	2009803550	33.6% +20.6EUR/100kg
				Not powdered	2009803599	
		[Value 100kg] > 30 Euro		Powdered	2009803895	33.6%
				Not powdered	2009803898	
	<= 67	[Value 100kg] > 30 Euro & Added Sugar		Powdered	2009807110	16.8%
				Not powdered	2009807190	
		[Value 100kg] <= 30 Euro	[SGR] > 30%	Powdered	2009808670	16.8% +20.6EUR/100kg
				Not powdered	2009808689	
			[SGR] <= 30%	Powdered	2009808970	16.8%
				Not powdered	2009808989	
No Sugar Added		Powdered	2009809610	17.6%		
		Not powdered	2009809690			

[Value 100kg]: Value per 100kg net weight
[SGR]: Sugar content by weight

Table 2.9. Tariff rates for the products with subheading of 220890

220890 Udenatured ethyl alcohol of an alcoholic strength by volume of less than 80% vol; spirits, liqueurs and other spirituous beverages (other than spirits obtained by distilling grape wine or grape marc, whiskies, rum, tafia, gin, geneva, vodka, liqueurs and cordials)			
US			
HTS codes	Description	Tariff rates	Notes
2208904630	Kirschwasser and ratafia	Free	Imports under this subheading may be subject to Federal Excise Tax (26 U.S. C. 5001)
2208904660	(For the detailed description of each code, see Table 9)		
EU			
TARIC codes	Description	Tariff rates	Notes
2208903300	Plum, pear or cherry spirit (excluding liqueurs)	0%	Regulation/Decision (for Third country duty) R2204/99; Regulation/Decision (for Supplementary unit import) R2658/87 / Nomenclature group(s) "Statistical information (R93/3223 Annex A)"; Supplementary unit "I alc. 100%"
2208903800	(For the detailed description of each code, see Table 9)	Supplementary unit import: I alc. 100%	

3. Volume

3.1. Data collection

3.1.1. US

US volume data is available on the web site of USDA Foreign Agricultural Service (FAS):

Presented below is a brief explanation of how to use this data source. For help, glossary or complete instructions, see

U.S. TRADE TIPS (Go to <http://www.fas.usda.gov/ustrade/USTTips.asp?QI=> (direct link) or click “TIPS” found on the up right side of the page during step 5 or after described below; and *U.S. Trade Internet System - Users Manual*

(Go to <http://www.fas.usda.gov/ustrade/USTManual.asp?QI=> (direct link) or click “Click here for the U.S. Trade Internet Systems Users Manual” in the subheading “I just need HELP!” in U.S TRADE TIPS.)

1. Go to <http://www.fas.usda.gov/>.
2. Click “Locate trade data” in “I Want To...” on the right column.
3. Click “U.S. Trade Reports” under the subheading “Import & Export Data” in the middle of the page.
4. Click “HS-10” in the column “EXPORTS” or “IMPORTS” depending on the purpose of search.
5. Choose commodities: Click the code with abbreviate description of commodities of interest in the column “HS 10-Digit Codes” (HS 10-digit codes mean HTS codes or Schedule B codes; to select more than one code at the same time, keep pushing the [Ctrl] key and click all the codes for commodities of interest); the default has all the codes of chapters from 01 to 09 in the column. For the codes of different chapters, click the arrow beside the box “Select From Chapters:”, select the right range of chapters (or “All” to make show the entire list of codes), find and click the codes of commodities of interest in the column. (Caution: if trade partners in the column “COUNTRIES” is selected first instead of commodity codes and then the range of chapters is changed, the column “COUNTRIES” will be reset and countries have to be selected once again. Therefore, it is safer to begin the search by choosing the commodities.)
6. Choose trade partners: Click the name of the country or group of countries in the column “COUNTRIES” (to select more than one country at the same time, keep pushing the [Ctrl] key and click all the countries or groups of countries of interest).
7. Choose “Ending Year Range”: the default is most likely to be “From: [current year] 01 (January) To: [current year] [the month up until which the data is available]”. DO NOT leave this range as it is unless the data is searched only for the current year: if the time series data of the last five years is searched and if “Ending Year Range” is left as its default, say with the data availability up to the month of May, the search result will be the volume traded from January to May not only of the current year but of all the last five years. This means when annual time series data is needed, “Ending Year Range” has to be modified to “From: [previous year] 01 To: [previous year] 12”, and the search for the current year (from January to current month) has to be done separately.
8. Choose “Format:” according to the needs of data. Note that the longest time period that can be

selected is ten years. If data from a longer time series is needed, the search must be done several times (e.g. if looking for data from 1990 to 2004, first search can be done for years from 1990 to 1999, second search from 2000 to 2004, etc)

9. Choose "Order:": If "Cntry/Cmdty" was selected, the search result will be sorted such as

Country A - Commodity 1

Commodity 2

Commodity 3

Country B - Commodity 1

Commodity 2

Commodity 3

; if "Cmdty/Cntry" was selected, the search result will be sorted such as

Commodity 1 - Country A

Country B

Commodity 2 - Country A

Country B

Commodity 3 - Country A

Country B

10. Choose "Include:": Leave it as the default of "All" unless you want to restrict the number of search results shown to top 20, 30, or 50 rows.

11. Choose "Summary:": If a group (or groups) of countries was (were) selected in the column "COUNTRIES" (e.g. EUROPEAN UNION – 25) and "CN Detail" (meaning "country detail") is selected here, the result will be shown in detail at each country level.

12. Choose "Statistic:" according to the needs of data. For imports, there are four options: Value, Quantity, CIF Value and Unit Value. For exports, there are three options: Value, Quantity, and Unit Value.

13. Choose "Value": "1,000's" means "thousands of dollars". If "Quantity" or "Unit Value" was selected in the previous step, this step is irrelevant (the unit will be automatically selected according to the commodities selected) and can be ignored (leave it as default).

14. (applies only to Imports) Choose "Type:". According to the U.S. Trade Internet System - Users Manual,

"Imports for Consumption" measure the total of merchandise that has physically cleared through Customs either entering consumption channels immediately or entering after withdrawal for consumption from bonded warehouses under Customs custody or from Foreign Trade Zones. Many countries use the term "special imports" to designate statistics compiled on this basis."

"General Imports" measure the total physical arrivals of merchandise from foreign countries, whether such merchandise enters consumption channels immediately or is entered into bonded warehouses or Foreign Trade Zones under Customs custody.

15. Choose "Output:". The U.S. Trade Internet System – Users Manual explains:

"Off" means "output file will not be saved to disk";

"On – Report" is "used to indicate that the user wishes to save the output file (as a delimited file) to disk. Duplicated data is omitted"; and

"On – Data" is "used to indicate that the user wishes to save the output file (as a delimited file) to disk. Duplicate data is included."

16. Choose "Border:": if the default of "Off" is selected, the result will be shown without borders on the rows and columns; if "On" is selected, with borders on the rows and columns.

17. Click either “Submit” or “SUBMIT REQUEST” to get the result.

Notes:

The difference between “No Data Found” and “Imported (or exported) quantity is zero” is not clear. Depending on the year range selected in step 7, the volume data for the commodity of the same year can show up either as “No Data Found” (this seems to happen when the volume data throughout the year range selected are “No Data Found”, “0” or a mix of them) or as “0” (this seems to happen when there is at least one year, in the year range selected, having a record of a positive number of trade volume). There seems to be no way to identify if such data is really “No Data” or “0”.

Another issue of concern when using this data source is that the commodity classification in the data source does not always reflect the most up to date classification codes. Therefore, some inconsistencies can be observed between the HTS and Schedule B codes given in this data source and those given in the data source for US codes and tariff rates (i.e., USITC).

3.1.2. EU as well as individual member countries

EU volume data is available on the web site EUROPA, The Statistical Office of European Communities (Eurostat). The data provided at this site is for CN eight-digit level for both imports and exports. Even though the TARIC 10-digit codes are used for imports from non-member countries, volume data for products described at the TARIC 10 digit level is not available.

Presented below is a brief explanation of how to use this data source (Eurostat). For complete instructions, see:

Quick guide for easy comext at <http://fd.comext.eurostat.cec.eu.int/xtweb/setuplistmeta.do> (direct link) or click “External trade metadata” appearing at the upper right side of the page during step 7 or after described below; click “Quick guide for easy comext” to download it.

Note: From step 9 to 14, three buttons usually appear, “Dataset metadata”, “Metadata”, and “Help” and can be consulted. If “Dataset metadata” is clicked, the page jumps to a page listing all the metadata and relevant downloadable documents; if “Metadata” is clicked, the user can download the metadata specific to the step the user is working on; and if “Help” was clicked, a brief instruction of that step appears.

1. *Either* go to <http://epp.eurostat.cec.eu.int/> (direct link to Eurostat) and click “EN” to choose English, *or* go to http://europa.eu.int/index_en.htm (EUROPA, English homepage) and click “Statistics” in the tab “SERVICES”.
2. Click “External trade” in “Themes” on the left column.
3. Click the tab “Data”.
4. Click the folder icon “External trade detailed data”.
5. Click the folder icon “External trade detailed data at CN8 level”.
6. Click the icon “Access database”.
7. Click “EU TRADE SINCE 1995 BY CN8”.

8. Click “New Query”.
9. Choose reporters (EU countries): click “REPORTER”; click individual country(s) or/and group(s) of countries of interest in the list “Available elements” (when choosing more than one, keep pushing the [Ctrl] key); click “>>”; confirm that all the country(s) or group(s) selected moved into the list “Selected”; click “Select”.
10. Choose trade partners: Click “PARTNER”; click individual country(s) or/and group(s) of countries of interest in the list “Available elements” (when choosing more than one, keep pushing the [Ctrl] key); click “>>”; confirm that all the country(s) or group(s) selected moved into the list “Selected”; click “Select”.
11. Choose products: click “PRODUCT”; click, in the list “Available Groups”, a chapter in which commodities of interest are included*; click “Group Details”; click the commodity(s) of interest (when choosing more than one, keep pushing the [Ctrl] key); click “>>”; confirm that all the commodity(s) selected moved into the list “Selected”; click “Add selected codes”; Repeat the same process for all the chapters which include commodities of interest; click “Select”.
*Instead of choosing the commodities one by one, the option of “Advanced selection” is available: click “By Search” and follow the instructions.
12. Choose trade flow (import or/and export from the standpoint of the reporters): click “FLOW”; click “1-IMPORT” or/and “2-EXPORT” in the list “Available elements” (when choosing both, keep pushing the [Ctrl] key); click “>>”; confirm that all the trade flow(s) selected moved into the list “Selected”; click “Select”.
13. Choose time period: click “PERIOD”; click the time periods of interest (options for both monthly and annual data available (when choosing more than one, keep pushing the [Ctrl] key); click “>>”; confirm that all the time periods selected moved into the list “Selected”; click “Select”.
14. Choose indicators: click “INDICATORS”; choose indicators of interest in the list; click “>>”; confirm that all the indicators selected moved into the list “Selected”; click “Select” (A list of supplementary units for each code is available in “Dataset metadata” (download “Nota Bene (additional notes) for the supplementary units”, “List of supplementary units and NC8 codes” or “List of supplementary units and NC codes (tab delimited)”) or in the list of CN8 codes presented at the end of the section 1.1.2. “EU CN and TARIC codes”).
15. Make sure that the estimated number of cells which appears at the bottom of the page does not exceed the limit described in “Remarks:”. If it exceeds the limit, reconsider the selection of elements (in this case, the search should be done several times separately, consider the most convenient way of separating); to remove elements, go back to the list “Selected” which includes the element to be removed, click “<<”, and click “Select” to come back to the main page.
16. Click “Continue”.
17. Specify the layout of tables (depending on the selection here, a number of different tables can be built from the same data set. Repeat this step until a satisfying format is found).
18. Click “Continue”.
19. Click “Finish”

Notes:

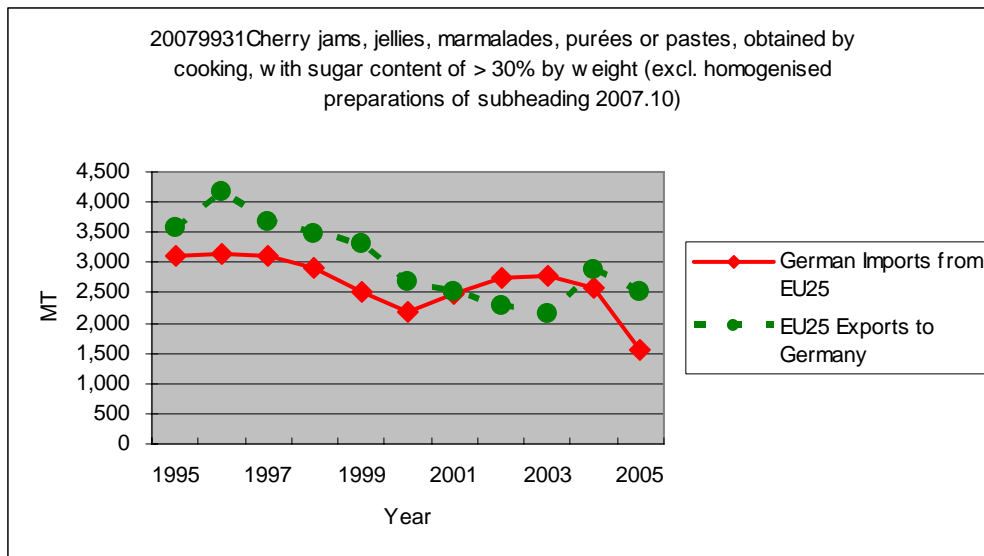
The option “BE-BELGIUM (and LUXBG -> 1998)” appearing in steps 9 and 10 means “Belgium (including Luxembourg *until* 1998)”. Individual Belgian data is not available before 1999 in this data source (European Commission, 2005).

Data provided by this source “are updated on monthly basis at the date of the press release” (European Commission, 2006). Data collected using EUROPA may only be a “best guess” from some countries, especially for new data and from newly added members of the EU. Check regularly to be accurate.

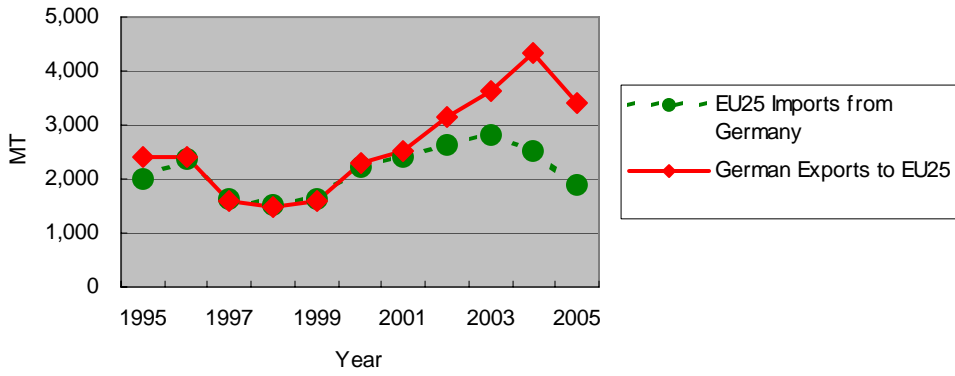
Since the volume data is available only at the CN eight-digit level (or below) in this source, it becomes impossible to identify volume data for some cherry products described at the TARIC 10-digit level (volume data for these codes is available only at the aggregated CN eight-digit).

As mentioned earlier in the section of EU commodity classification codes, because codes change frequently, we cannot get the volume data of certain products for the long time periods (e.g. the volume data for “Fresh sour cherries” (08092005) and “Fresh cherries (excl. sour cherries)” (08092095) are available only from 1998.) However, this source contains volume data associated with certain commodity classification codes which are not used any more. If historical volume data is not available for the current classification because of recent change in its code, it would be worth looking under the code where the commodity was previously classified and checking if this volume data source still contains historical information on the previous.

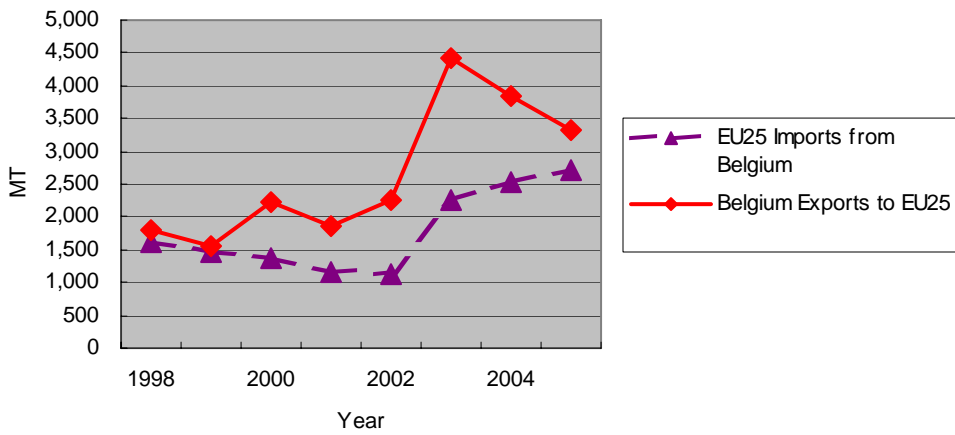
This source allows us to obtain data sets such as “German imports of good A from Belgium” *and* “Belgian exports of good A to Germany”. Of course the numbers given by these two data sets should be the same in reality, but it is not always so in the data. Sometimes, the discrepancies seem to be too large to ignore. Therefore, users need to carefully interpret the results of their search (see some examples shown in the charts below).



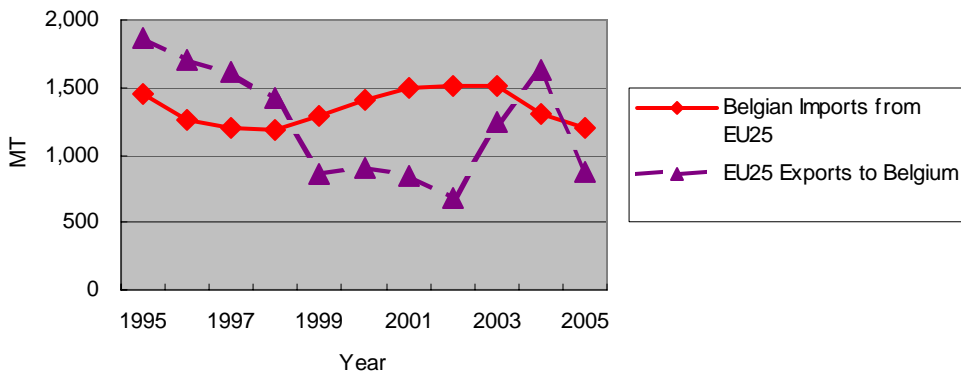
20079931 Cherry jams, jellies, marmalades, purées or pastes, obtained by cooking, with sugar content of > 30% by weight (excl. homogenised preparations of subheading 2007.10)



08092095 Fresh cherries (excl. sour cherries "Prunus cerasus")



20079931 Cherry jams, jellies, marmalades, purées or pastes, obtained by cooking, with sugar content of > 30% by weight (excl. homogenised preparations of subheading 2007.10)



European Commission (2006) gives possible reasons why these types of discrepancies occur (see paragraphs no. 152 through 170).

3.2. Data analysis

The same kind of inconsistency in the volume data observed within the EU countries can be also observed between the US and the EU (e.g. between “US imports of good B from EU-25” given by US volume data source and “EU exports of good B to US” given by EU volume data source). U.S. and EU numbers don’t agree. The European Commission (2006) also provides possible explanations for these discrepancies (see paragraphs no. 152 to 157, and 171 to 173).

Tables: history of trade volume and tariff rates of each cherry product in the US, the EU, Belgium and Germany

General notes:

1. All the data were collected using the sources and following the instructions presented above in this report. The summary of data sources and time period of data collection is as follows:

US

- HTS codes and Tariff rates
United States International Trade Commission <http://www.usitc.gov/>
(Data collected during March 2006)
- Schedule B codes
U.S. Census Bureau <http://www.census.gov/> (Data collected during April 2006)
- Volume
USDA Foreign Agricultural Service <http://www.fas.usda.gov/>
(Data collected during April 2006)

EU25, Belgium, and Germany

- CN codes and Volume
Eurostat <http://epp.eurostat.cec.eu.int/> (Data collected during April 2006)
- Tariff rates
EUROPA http://europa.eu/index_en.htm (Data collected during April and May 2006)

2. For the commodity classification codes currently used, the box “USED” is highlighted, while for the codes that existed before but are not used any more, the box “NOT USED ANY MORE” is highlighted.

3. As noted earlier in the section of US volume data, the difference between “No Data Found” and “Imported (or exported) quantity is zero” is not clear in the data source used. Therefore, the interpretation of the cells containing “0” or nothing (blank cells) appearing in the tables “US Imports” and “US Exports” below needs caution.

4. Blank cells in the tables for EU25, Belgium and Germany mean “No Data”.

5. As noted earlier in the section of EU volume data, the Belgian data appearing in the tables “EU25 Imports”, “EU25 Exports”, “Belgian Imports”, “Belgian Exports”, “German Imports”, and “German Exports” below include data from Luxembourg until 1998.

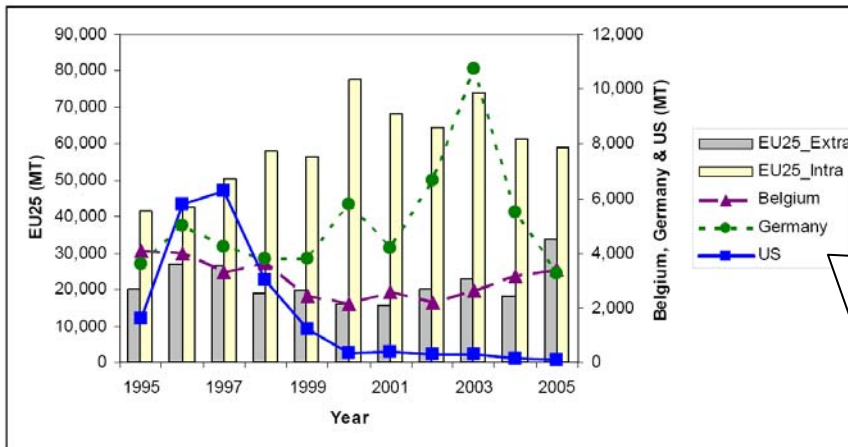
6. The volume numbers appearing in the tables are rounded up.

Example of the tables:

Table 9. EU25 Imports of Sour cherries, Frozen, No sugar (08119075)

08119075	Sour cherries "Prunus cerasus", whether or not boiled or containing sugar or other sweetening matter	08119075
This code is currently:		USED
		NOT USED ANY MORE

Unit: MT	Trade partners					Tariff rates for imports from the US *1	Notes
	BELGIUM	GERMANY	EU25 EXTRA	EU25 INTRA	US		
2005	3,415	3,233	33,737	59,208	115	14.4%	*2
2004	3,143	5,479	18,108	61,226	131	14.4%	*2
2003	2,607	10,739	22,907	73,788	306	14.4%	*2
2002	2,168	6,675	19,948	64,566	300	14.4%	*2
2001	2,594	4,200	15,508	68,223	383	14.4%	*2, *3
2000	2,135	5,798	16,166	77,512	339	15%	*3, *4
1999	2,413	3,795	19,805	56,409	1,197	15.6%	*5
1998	3,637	3,813	19,101	57,955	3,006	16.2%	*6
1997	3,288	4,215	26,541	50,452	6,251	16.8%	*7
1996	4,008	5,024	26,822	42,750	5,805	17.4%	*8, *9
1995	4,076	3,592	20,030	41,483	1,619	18%	*9, *10



Notes:
 *1 The tariff rates are as of January 1 of each year.
 *2 Regulation/Decision R2204/99.
 *3 Restrictions "Entry into free circulation (prior surveillance) (erga omnes): Regulation/Decision R0012/99; Footnote CD020".
 *4 Regulation/Decision R2261/98.
 *5 Regulation/Decision R2086/97; "Countervailing charge: Regulation/Decision R0879/98; Footnote CD064" / Restrictions "Entry into free circulation (prior surveillance) (erga omnes): Regulation/Decision R2201/96; Footnote CD020".
 *6 Regulation/Decision R1734/96; "Countervailing charge: Regulation/Decision R0769/97; Footnote CD064" / Restrictions "Entry into free circulation (prior surveillance) (erga omnes): Regulation/Decision R2201/96; Footnote CD020".
 *7 Regulation/Decision R1035/96; "Countervailing charge: Regulation/Decision R0851/96; Footnote TM397" / Restrictions "Entry into free circulation (prior surveillance) (erga omnes): Regulation/Decision R2201/96; Footnote CD020".
 *8 Regulation/Decision R1359/95; "Countervailing charge: Regulation/Decision R1031/95; Footnote TM397".
 *9 Restrictions "Entry into free circulation (prior surveillance) (erga omnes): Regulation/Decision R0426/86; Footnote TM289".
 *10 Regulation/Decision R2505/92; "Countervailing charge: Regulation/Decision R0426/86".

Commodity classification code

Trading party and direction of flow (imports or exports)

Full description of the commodity

Current use of the code: If this commodity classification code is currently used, the box "USED" is highlighted, while if the code existed before but is not used any more, the box "NOT USED ANY MORE" is highlighted.

Volume data along with tariff rates, where applicable, are arranged in descending order by year.

Data represented by columns ("EU25_Extra" and "EU25_Intra" in this example) refer to the left axis, and data represented by line ("Belgium", "Germany" and "US" in this example) refer to the right axis for measurement.

Notes include those that were found in the data source. For more detail, see each data source.

Table 3.1. US Imports of Cherries, Fresh (**0809200000**)

0809200000		Cherries, Fresh				
This code is currently:		USED *1			NOT USED ANY MORE	
Unit:	Trade partners				Tariff rates for imports from	Notes
MT	WORLD	EU25	BELGIUM	GERMANY	EU countries	
2005	8,047				FREE	
2004	0					
2003	0					
2002	0					
2001	0					
2000	0					
1999	0					
1998	0					
1997	0					
1996	0					
1995						
1994						
1993						
1992						
1991						
1990						

Notes:
 *1 The code exists since July 2005. The code was created by combining the former 0809200020 and 0809200040.

Table 3.2. US Imports of Cherries, Sweet varieties, Fresh (**0809200020**)

0809200020		Cherries, Sweet varieties, Fresh					
This code is currently:		USED		NOT USED ANY MORE *1			
Unit: MT	Trade partners				Tariff rates for imports from EU countries	Notes	
	WORLD	EU25	BELGIUM	GERMANY			
2005	1,374	8		4	FREE		
2004	5,926	3		3	FREE		
2003	5,652	9		1	FREE		
2002	7,451	113		4	FREE		
2001	4,855	21		0	FREE		
2000	2,724	31		0	FREE		
1999	2,573	57		0	FREE		
1998	2,125	0		0	FREE		
1997	976	0		0	FREE		
1996	1,804	0		0	FREE		
1995	1,770	0			FREE		
1994	1,598	0			FREE		
1993	1,613	0			FREE		
1992	2,105	41			FREE	*2	
1991	1,355	3			FREE	*2	
1990	1,404	0			FREE	*2	

Notes:
 *1 This code and 0809200040 were combined into 0809200000 in July 2005.
 *2 The code is 08092000205.

Table 3.3. US Import of Cherries, Tart varieties, Fresh (**0809200040**)

0809200040		Cherries, Tart varieties, Fresh					
This code is currently:		USED		NOT USED ANY MORE *1			
Unit: MT	Trade partners				Tariff rates for imports from EU countries	Notes	
	WORLD	EU25	BELGIUM	GERMANY			
2005	2	0			FREE		
2004	483	40			FREE		
2003	394	4			FREE		
2002	1,233	85			FREE		
2001	815	0			FREE		
2000	62	0			FREE		
1999	39	15			FREE		
1998	40	30			FREE		
1997	147	28			FREE		
1996	39	0			FREE		
1995	8	0			FREE		
1994	8	0			FREE		
1993	2	0			FREE		
1992	203	0			FREE	*2	
1991	0	0			FREE	*2	
1990	271	0			FREE	*2	

Notes:
 *1 This code and 0809200020 were combined into 0809200000 in July 2005.
 *2 The code is 08092000401.

Table 3.4. US Import of Cherries, Sweet varieties, Unckd/ckd by water, Frz (0811908040)

0811908040		Cherries, sweet varieties, uncooked or cooked by steaming or boiling in water, frozen, whether or not containing added sugar or other sweetening matter				
This code is currently:		USED		NOT USED ANY MORE		
Unit:	Trade partners				Tariff rates for imports from	Notes
MT	WORLD	EU25	BELGIUM	GERMANY	EU countries	
2005	687	251	0	0	14.5%	
2004	627	191	2	1	14.5%	
2003	1,085	33	0	0	14.5%	
2002	540	431	0	0	14.5%	
2001	77	0	0	0	14.5%	
2000	96	6	3	0	14.5%	
1999	47	0	0	0	14.9%	
1998	19	1	0	0	15.3%	
1997	34	0	0	0	15.8%	
1996	44	6	0	6	16.2%	
1995	72	0	0	0	16.6%	
1994	0	0		0	17.0%	
1993	21	0		0	17.0%	
1992	55	0		0	17.0%	*1
1991	44	0		0	17.0%	*1
1990	9	0		0	17.0%	*2

Notes:
 *1 The code is 08119080405.
 *2 The code is 08119080409 from January to June and 08119080405 from July to December.

Table 3.5. US Import of Cherries, Tart varieties, Unckd/ckd by water, Frzn (0811908060)

0811908060		Cherries, tart varieties, uncooked or cooked by steaming or boiling in water, frozen, whether or not containing added sugar or other sweetening matter				
This code is currently:		USED		NOT USED ANY MORE		
Unit:	Trade partners				Tariff rates for imports from	Notes
MT	WORLD	EU25	BELGIUM	GERMANY	EU countries	
2005	2,023	911		0	14.5%	
2004	3,363	2,213		4	14.5%	
2003	5,579	2,603		2	14.5%	
2002	8,458	6,938		21	14.5%	
2001	574	1		0	14.5%	
2000	1,262	0		0	14.5%	
1999	718	9		0	14.9%	
1998	11	0		0	15.3%	
1997	38	1		0	15.8%	
1996	2	0		0	16.2%	
1995	29	1		0	16.6%	
1994	0	0			17.0%	
1993	44	8			17.0%	
1992	13	1			17.0%	*1
1991	44	0			17.0%	*1
1990	7	0			17.0%	*2

Notes:
 *1 The code is 08119080600.
 *2 The code is 08119080604 from January to June and 08119080600 from July to December.

Table 3.6. US Import of Cherries, Provisionally preserved, Inedible (**0812100000**)

0812100000		Cherries, provisionally preserved (for example, by sulfur dioxide gas, in brine, in sulfur water or in other preservative solutions), but unsuitable in that state for immediate consumption				
This code is currently:		USED		NOT USED ANY MORE		
Unit: MT	Trade partners				Tariff rates for imports from EU countries	Notes
	WORLD	EU25	BELGIUM	GERMANY		
2005	2,655	1,556			13.4¢/kg	
2004	3,572	1,726			13.4¢/kg	
2003	7,308	3,339			13.4¢/kg	
2002	3,285	2,364			13.4¢/kg	
2001	2,288	1,887			13.4¢/kg	
2000	3,150	3,133			13.4¢/kg	
1999	1,881	1,611			14.6¢/kg	
1998	2,490	2,195			15.9¢/kg	
1997	3,173	3,118			17.2¢/kg	
1996	2,483	2,421			18.4¢/kg	
1995	1,526	1,364			19.6¢/kg	
1994	2,032	1,917			20.9¢/kg	
1993	2,243	2,072			20.9¢/kg	
1992	754	657			20.9¢/kg	*1
1991	882	853			20.9¢/kg	*1
1990	1,250	1,234			20.9¢/kg	*1

Notes:
*1 The code is 08121000006.

Table 3.7. US Import of Cherries, dried (0813403000)

0813403000		Cherries, dried					
This code is currently:		USED		NOT USED ANY MORE			
Unit: MT	Trade partners				Tariff rates for imports from EU countries	Notes	
	WORLD	EU25	BELGIUM	GERMANY			
2005	188	42		0	10.6¢/kg	*1	
2004	101	0		0	10.6¢/kg		
2003	35	1		0	10.6¢/kg		
2002	568	406		39	10.6¢/kg		
2001	110	58		0	10.6¢/kg		
2000	123	20		0	10.6¢/kg		
1999	70	0		0	11.0¢/kg		
1998	33	0		0	11.5¢/kg		
1997	43	0		0	11.9¢/kg		
1996	16	0		0	12.3¢/kg		
1995	32	0			12.8¢/kg		
1994	15	0			13.2¢/kg		
1993	23	0			13.2¢/kg		
1992	26	0			13.2¢/kg	*2	
1991	41	1			13.2¢/kg	*2	
1990	26	0			13.2¢/kg	*2	

Notes:
 *1 The code was split to 0813403010 (Cherries, dried, tart varieties) and 0813403090 (Cherries, dried, other) in July, both keeping the same tariff rates of 10.6¢/kg, and was put together back to the original code of 0813403000 in January 2006.
 *2 The code is 08134030003.

Table 3.8. US Import of Cherries, preserved by sugar (2006002000)

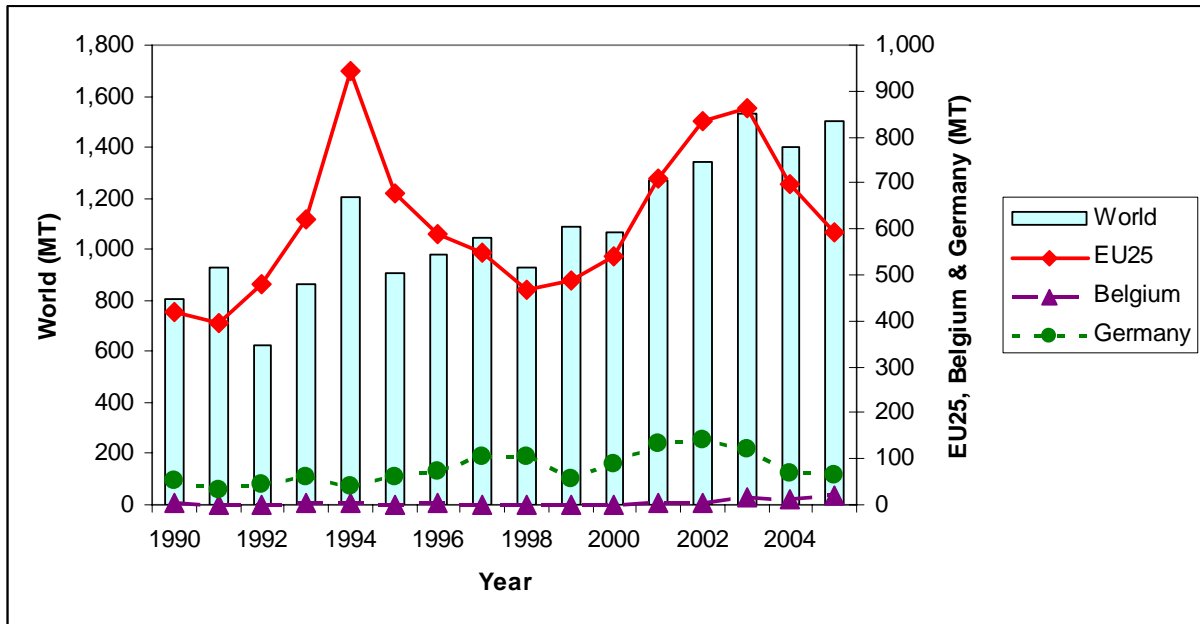
2006002000		Cherries, preserved by sugar (drained, glacé or crystallized)					
This code is currently:		USED		NOT USED ANY MORE			
Unit: MT	Trade partners				Tariff rates for imports from EU countries	Notes	
	WORLD	EU25	BELGIUM	GERMANY			
2005	378	13	1		9.9¢/kg+6.4%		
2004	515	123	4		9.9¢/kg+6.4%		
2003	954	430	0		9.9¢/kg+6.4%		
2002	611	219	0		9.9¢/kg+6.4%		
2001	552	294	0		9.9¢/kg+6.4%		
2000	243	159	0		9.9¢/kg+6.4%		
1999	87	22	0		10.8¢/kg+7.0%		
1998	46	9	0		11.7¢/kg+7.6%		
1997	263	261	0		12.7¢/kg+8.2%		
1996	74	13	0		13.6¢/kg+8.8%		
1995	156	37			14.5¢/kg+9.4%		
1994	51	51			15.4¢/kg+10.0%		
1993	56	33			15.4¢/kg+10.0%		
1992	20	17			15.4¢/kg+10.0%		*1
1991	45	8			15.4¢/kg+10.0%		*1
1990	15	15			15.4¢/kg+10.0%		*1

Notes:
The code is 20060020006.

Table 3.9. US Import of Cherry jams (2007992500)

2007992500	Cherry jams		
This code is currently:	USED	NOT USED ANY MORE	

Unit: MT	Trade partners				Tariff rates for imports from EU countries	Notes
	WORLD	EU25	BELGIUM	GERMANY		
2005	1,500	595	21	65	4.5%	
2004	1,399	696	14	70	4.5%	
2003	1,529	862	15	123	4.5%	
2002	1,346	836	5	141	4.5%	
2001	1,268	710	3	133	4.5%	
2000	1,067	542	2	90	4.5%	
1999	1,089	488	0	56	4.9%	
1998	932	466	2	104	5.3%	
1997	1,047	548	2	106	5.8%	
1996	982	587	3	71	6.2%	
1995	906	677	2	61	6.6%	
1994	1,204	945	4	41	7%	
1993	860	622	3	60	15.4¢/kg+10.0% / 7%	*1, *2
1992	623	482	1	44	15.4¢/kg+10.0%	*2
1991	931	396	1	31	15.4¢/kg+10.0%	*2
1990	804	419	2	51	15.4¢/kg+10.0%	



Notes:

*1 (from January to June) 15.4¢/kg+10.0%; (from July to December) 7%.

*2 (from January to June 1991) 9902.20.07 1/ Jams, pastes, and purees, and fruit jellies, the foregoing of peaches, apricots, or cherries (provided for in subheading 2007.99)..... 1/ The rates of duty prescribed in U.S. note 10 to this subchapter ... 10. The column 1 rate of duty for goods entered under heading 9902.20.07 is a rate that would have applied to such goods if they had been entered at the column 1 rate of duty under the former Tariff Schedules of the United States (19 U.S.C. 1202) on December 31, 1988, unless otherwise proclaimed by the President before December 31, 1992.

(from July 1991 to June 1993) 9902.20.07 1/ Jams, pastes, and purees, and fruit jellies, the foregoing of peaches, apricots, raspberries, or cherries (provided for in subheading 2007.99)... 1/ The rates of duty prescribed in U.S. note 10 to this subchapter ... 10. The column 1 rate of duty for goods entered under heading 9902.20.07 is a rate that would have applied to such goods if they had been entered at the column 1 rate of duty under the former Tariff Schedules of the United States (19 U.S.C. 1202) on December 31, 1988, unless otherwise proclaimed by the President before December 31, 1992.

Table 3.10. US Import of Cherries, maraschino, otherwise prepared or preserved (2008600020)

2008600020		Cherries, maraschino, otherwise prepared or preserved, whether or not containing added sugar or other sweetening matter or spirit, not elsewhere specified or included				
This code is currently:		USED		NOT USED ANY MORE		
Unit: MT	Trade partners				Tariff rates for imports from EU countries	Notes
	WORLD	EU25	BELGIUM	GERMANY		
2005	1,055	39	0	0	6.9¢/kg+4.5%	
2004	554	250	0	101	6.9¢/kg+4.5%	
2003	495	332	0	87	6.9¢/kg+4.5%	
2002	199	68	2	65	6.9¢/kg+4.5%	
2001	272	81	0	71	6.9¢/kg+4.5%	
2000	345	65	0	55	6.9¢/kg+4.5%	
1999	192	62	0	39	8.3¢/kg+5.4%	
1998	199	25	0	15	9.7¢/kg+6.3%	
1997	61	6	0	0	11.2¢/kg+7.3%	
1996	16	6	0	0	12.6¢/kg+8.2%	
1995	30	2		0	14.0¢/kg+9.1%	*1
1994	61	30		0	15.4¢/kg+10.0%	*1
1993	18	6		0	15.4¢/kg+10.0%	*1
1992	1	1		0	15.4¢/kg+10.0%	*1, *2
1991	34	14		0	15.4¢/kg+10.0%	*1, *2
1990	16	3		0	15.4¢/kg+10.0%	*1, *2

Notes:

*1 (from 1990 to June 1991) Imports under this heading may be subject to Federal Excise Tax (26 U.S.C. 5001 and 5041) as follows: A) If containing distilled spirits, a tax of \$12.50 per proof gallon and a proportionate tax at the like rate on all fractional parts of a proof gallon. B) If containing wine, a tax of: (1) 17¢ per wine gallon on still wines containing not more than 14 percent of alcohol by volume; (2) 67¢ per wine gallon on still wines containing more than 14 percent and not exceeding 21 percent of alcohol by volume; (3) \$2.25 per wine gallon on still wines containing more than 21 percent and not exceeding 24 percent of alcohol by volume; (4) \$3.40 per wine gallon on champagne and other sparkling wines; and (5) \$2.40 per wine gallon on artificially carbonated wines.

(from July 1991 to December 1995) Imports under this heading may be subject to Federal Excise Tax (26 U.S.C. 5001 and 5041) as follows: A) If containing distilled spirits, a tax of \$13.50 per proof gallon and a proportionate tax at the like rate on all fractional parts of a proof gallon. B) If containing wine, a tax of: (1) \$1.07 per wine gallon on still wines containing not more than 14 percent

(Continue to next page)

of alcohol by volume; (2) \$1.57 per wine gallon on still wines containing more than 14 percent and not exceeding 21 percent of alcohol by volume; (3) \$3.15 per wine gallon on still wines containing more than 21 percent and not exceeding 24 percent of alcohol by volume; (4) \$3.40 per wine gallon on champagne and other sparkling wines; and (5) \$3.30 per wine gallon on artificially carbonated wines.
*2 The code is 20086000201.

Table 3.11. US Import of Cherries, Sweet varieties, Prepared/preserved NESOI (2008600040)

2008600040		Cherries, sweet varieties, otherwise prepared or preserved, whether or not containing added sugar or other sweetening matter or spirit, not elsewhere specified or included				
This code is currently:		USED		NOT USED ANY MORE		
Unit: MT	Trade partners				Tariff rates for imports from EU countries	Notes
	WORLD	EU25	BELGIUM	GERMANY		
2005	735	163	2	0	6.9¢/kg+4.5%	
2004	513	158	11	1	6.9¢/kg+4.5%	
2003	510	199	9	0	6.9¢/kg+4.5%	
2002	378	210	7	0	6.9¢/kg+4.5%	
2001	432	300	0	1	6.9¢/kg+4.5%	
2000	382	209	0	0	6.9¢/kg+4.5%	
1999	273	145	1	30	8.3¢/kg+5.4%	
1998	286	134	0	2	9.7¢/kg+6.3%	
1997	400	185	1	1	11.2¢/kg+7.3%	
1996	304	105	0	3	12.6¢/kg+8.2%	
1995	237	140	0	2	14.0¢/kg+9.1%	*1
1994	234	164	0	0	15.4¢/kg+10.0%	*1
1993	231	167	1	0	15.4¢/kg+10.0%	*1
1992	268	104	1	3	15.4¢/kg+10.0%	*1, *2
1991	185	145	0	1	15.4¢/kg+10.0%	*1, *2
1990	289	262	0	1	15.4¢/kg+10.0%	*1, *2

Notes:

*1 (from 1990 to June 1991) Imports under this heading may be subject to Federal Excise Tax (26 U.S.C. 5001 and 5041) as follows: A) If containing distilled spirits, a tax of \$12.50 per proof gallon and a proportionate tax at the like rate on all fractional parts of a proof gallon. B) If containing wine, a tax of: (1) 17¢ per wine gallon on still wines containing not more than 14 percent of alcohol by volume; (2) 67¢ per wine gallon on still wines containing more than 14 percent and not exceeding 21 percent of alcohol by volume; (3) \$2.25 per wine gallon on still wines containing more than 21 percent and not exceeding 24 percent of alcohol by volume; (4) \$3.40 per wine gallon on champagne and other sparkling wines; and (5) \$2.40 per wine gallon on artificially carbonated wines.

(from July 1991 to December 1995) Imports under this heading may be subject to Federal Excise Tax (26 U.S.C. 5001 and 5041) as follows: A) If containing distilled spirits, a tax of \$13.50 per proof gallon and a proportionate tax at the like rate on all fractional parts of a proof gallon. B) If containing wine, a tax of: (1) \$1.07 per wine gallon on still wines containing not more than 14 percent

(Continue to next page)

of alcohol by volume; (2) \$1.57 per wine gallon on still wines containing more than 14 percent and not exceeding 21 percent of alcohol by volume; (3) \$3.15 per wine gallon on still wines containing more than 21 percent and not exceeding 24 percent of alcohol by volume; (4) \$3.40 per wine gallon on champagne and other sparkling wines; and (5) \$3.30 per wine gallon on artificially carbonated wines.
*2 The code is 20086000407.

Table 3.12. US Import of Cherries, Tart varieties, Prepared/preserved NESOI (2008600060)

2008600060		Cherries, tart varieties, otherwise prepared or preserved, whether or not containing added sugar or other sweetening matter or spirit, not elsewhere specified or included				
This code is currently:		USED		NOT USED ANY MORE		
Unit: MT	Trade partners				Tariff rates for imports from EU countries	Notes
	WORLD	EU25	BELGIUM	GERMANY		
2005	742	382	0	156	6.9¢/kg+4.5%	
2004	793	550	1	280	6.9¢/kg+4.5%	
2003	569	333	1	151	6.9¢/kg+4.5%	
2002	959	576	1	102	6.9¢/kg+4.5%	
2001	514	245	1	135	6.9¢/kg+4.5%	
2000	324	172	2	113	6.9¢/kg+4.5%	
1999	208	118	3	84	8.3¢/kg+5.4%	
1998	308	153	2	32	9.7¢/kg+6.3%	
1997	512	339	5	3	11.2¢/kg+7.3%	
1996	313	188	13	0	12.6¢/kg+8.2%	
1995	164	150	1	1	14.0¢/kg+9.1%	*1
1994	94	86	0	0	15.4¢/kg+10.0%	*1
1993	416	379	0	0	15.4¢/kg+10.0%	*1
1992	210	209	0	0	15.4¢/kg+10.0%	*1, *2
1991	184	115	0	5	15.4¢/kg+10.0%	*1, *2
1990	318	150	0	0	15.4¢/kg+10.0%	*1, *2

Notes:

*1 (from 1990 to June 1991) Imports under this heading may be subject to Federal Excise Tax (26 U.S.C. 5001 and 5041) as follows: A) If containing distilled spirits, a tax of \$12.50 per proof gallon and a proportionate tax at the like rate on all fractional parts of a proof gallon. B) If containing wine, a tax of: (1) 17¢ per wine gallon on still wines containing not more than 14 percent of alcohol by volume; (2) 67¢ per wine gallon on still wines containing more than 14 percent and not exceeding 21 percent of alcohol by volume; (3) \$2.25 per wine gallon on still wines containing more than 21 percent and not exceeding 24 percent of alcohol by volume; (4) \$3.40 per wine gallon on champagne and other sparkling wines; and (5) \$2.40 per wine gallon on artificially carbonated wines.

(from July 1991 to December 1995) Imports under this heading may be subject to Federal Excise Tax (26 U.S.C. 5001 and 5041) as follows: A) If containing distilled spirits, a tax of \$13.50 per proof gallon and a proportionate tax at the like rate on all fractional parts of a proof gallon. B) If containing wine, a tax of: (1) \$1.07 per wine gallon on still wines containing not more than 14 percent

(Continue to next page)

of alcohol by volume; (2) \$1.57 per wine gallon on still wines containing more than 14 percent and not exceeding 21 percent of alcohol by volume; (3) \$3.15 per wine gallon on still wines containing more than 21 percent and not exceeding 24 percent of alcohol by volume; (4) \$3.40 per wine gallon on champagne and other sparkling wines; and (5) \$3.30 per wine gallon on artificially carbonated wines.

*2 The code is 20086000602.

Table 3.13. US Import of Cherry juice, Unfermented (2009806010)

2009806010		Cherry juice, not fortified with vitamins or minerals, unfermented and not containing added spirit, whether or not containing added sugar or other sweetening matter				
This code is currently:		USED		NOT USED ANY MORE *1		
Unit: KL	Trade partners				Tariff rates for imports from EU countries	Notes
	WORLD	EU25	BELGIUM	GERMANY		
2005	1,421	411	0	78	0.5¢/liter	*1, *2
2004	1,523	615	0	0	0.5¢/liter	*2
2003	1,675	539	0	78	0.5¢/liter	*2
2002	1,565	1,140	0	0	0.5¢/liter	*2
2001	1,181	959	0	83	0.5¢/liter	*2
2000	857	408	0	0	0.5¢/liter	*2
1999	1,166	740	0	335	0.6¢/liter	
1998	1,372	831	0	461	0.6¢/liter	
1997	1,529	848	151	460	0.6¢/liter	
1996	1,375	533	0	87	0.7¢/liter	*3
1995	1,277	922	0	0	0.8¢/liter	*3, *4
1994	3,216	1,766	0	0	0.8¢/liter	*3, *4
1993	2,394	1,867	0	440	0.8¢/liter	*3, *4
1992	1,912	234	0	172	0.8¢/liter	*3, *4, *5
1991	591	237	0	0	0.8¢/liter	*3, *4, *5
1990	1,845	952	0	563	0.8¢/liter	*3, *4, *5

Notes:

*1 The code was split to 2009806011 and 2009806019 in July 2005.

*2 Articles the product of Austria, Belgium, Denmark, Finland, France, the Federal Republic of Germany, Greece, Ireland, Italy, Luxembourg, the Netherlands, Portugal, Spain, or Sweden: 9903.02.36 Juice of any other single fruit, not elsewhere specified or included, not fortified with vitamins or minerals, unfermented and not containing added spirit, whether or not containing added sugar or other sweetening matter (provided for in subheading 2009.80.60)..... 100%

*3 (from 1990 to 1994) Articles the product of the European Community (Belgium, Denmark, France, the Federal Republic of Germany, Greece, Ireland, Italy, Luxembourg, the Netherlands, Portugal, Spain, and the United Kingdom): 9903.23.30 Fruit juices not specially provided for, concentrated or not concentrated, whether or not sweetened, not mixed and not containing over 0.5 percent of ethyl alcohol by volume (provided for in subheading 2009.80.60)..... 100%

(from 1995 to 1996) Articles the product of the European Community (Austria, Belgium, Denmark, Finland, France, the

(Continue to next page)

Federal Republic of Germany, Greece, Ireland, Italy, Luxembourg, the Netherlands, Portugal, Spain, Sweden, and the United Kingdom): 9903.23.30 Fruit juices not specially provided for, concentrated or not concentrated, whether or not sweetened, not mixed and not containing over 0.5 percent of ethyl alcohol by volume (provided for in subheading 2009.80.60)..... 100%

*4 The description of the code is "Cherry juice, unfermented and not containing added spirit, whether or not containing added sugar or other sweetening matter".

*5 The code is 20098060105.

Table 3.14. US Import of Tart cherry juice concentrate, Unfermented (**2009806011**)

2009806011		Tart cherry juice concentrate, not fortified with vitamins or minerals, unfermented and not containing added spirit, whether or not containing added sugar or other sweetening matter				
This code is currently:		USED *1		NOT USED ANY MORE		
Unit: KL	Trade partners				Tariff rates for imports from EU countries	Notes
	WORLD	EU25	BELGIUM	GERMANY		
2005	463	176			0.5¢/liter	*1, *2
2004						
2003						
2002						
2001						
2000						
1999						
1998						
1997						
1996						
1995						
1994						
1993						
1992						
1991						
1990						
Notes:						
*1 This code and 2009806019 were created by splitting 2009806010 in July 2005.						
*2 Articles the product of Austria, Belgium, Denmark, Finland, France, the Federal Republic of Germany, Greece, Ireland, Italy, Luxembourg, the Netherlands, Portugal, Spain, or Sweden: 9903.02.36 Juice of any other single fruit, not elsewhere specified or included, not fortified with vitamins or minerals, unfermented and not containing added spirit, whether or not containing added sugar or other sweetening matter (provided for in subheading 2009.80.60)..... 100%						

Table 3.15. US Import of Cherry juice, Unfermented, Except tart cherry juice concentrate (2009806019)

2009806019		Cherry juice, other than tart cherry juice concentrate, not fortified with vitamins or minerals, unfermented and not containing added spirit, whether or not containing added sugar or other sweetening matter				
This code is currently:		USED *1		NOT USED ANY MORE		
Unit:	Trade partners				Tariff rates for imports from	Notes
KL	WORLD	EU25	BELGIUM	GERMANY	EU countries	
2005	663	83			0.5¢/liter	*1, *2
2004						
2003						
2002						
2001						
2000						
1999						
1998						
1997						
1996						
1995						
1994						
1993						
1992						
1991						
1990						
Notes:						
*1 This code and 2009806011 were created by splitting 2009806010 in July 2005.						
*2 Articles the product of Austria, Belgium, Denmark, Finland, France, the Federal Republic of Germany, Greece, Ireland, Italy, Luxembourg, the Netherlands, Portugal, Spain, or Sweden: 9903.02.36 Juice of any other single fruit, not elsewhere specified or included, not fortified with vitamins or minerals, unfermented and not containing added spirit, whether or not containing added sugar or other sweetening matter (provided for in subheading 2009.80.60)..... 100%.						

Table 3.16. US Exports of Cherries, Fresh (0809200000)

0809200000		Cherries, Fresh			
This code is currently:		USED *1		NOT USED ANY MORE	
Unit:	Trade partners				Notes
MT	WORLD	EU25	BELGIUM	GERMANY	
2005					
2004					
2003					
2002					
2001					
2000					
1999					
1998					
1997					
1996					
1995					
1994					
1993					
1992					
1991					
1990					

Notes:
 *1 The code exists since 2006. The code was created by combining the former 0809200020 and 0809200040.

Table 3.17. US Exports of Cherries, Sweet varieties, Fresh (0809200020)

0809200020		Cherries, Sweet varieties, Fresh			
This code is currently:		USED		NOT USED ANY MORE *1	
Unit:	Trade partners				Notes
MT	WORLD	EU25	BELGIUM	GERMANY	
2005	46,487	2,834	35	16	
2004	42,861	3,476	138	26	
2003	44,340	3,198	196	26	
2002	32,929	2,521	324	18	
2001	38,236	3,419	298	23	
2000	36,351	3,623	77	39	
1999	35,799	3,826	246	149	
1998	30,376	5,344	213	137	
1997	32,579	4,513	238	119	
1996	26,404	3,163	119	40	
1995	26,101	1,794	131	61	
1994	29,828	3,121	63	25	
1993	25,389	2,449	234	213	
1992	30,618	3,841	141	165	
1991	17,269	2,922	166	242	
1990	22,748	7,008	759	1,538	

Notes:
 *1 This code and 0809200040 were combined into 0809200000 in 2006.

Table 3.18. US Exports of Cherries, Tart varieties, Fresh (**0809200040**)

0809200040		Cherries, Tart varieties, Fresh			
This code is currently:		USED		NOT USED ANY MORE *1	
Unit:	Trade partners				Notes
MT	WORLD	EU25	BELGIUM	GERMANY	
2005	1,459	0	0	0	
2004	0	0	0	0	
2003	3,992	159	0	0	
2002	3,169	48	0	20	
2001	4,158	1	0	0	
2000	6,316	3,157	3,121	0	
1999	5,862	4,420	3,229	1,183	
1998	7,604	6,370	4,537	1,769	
1997	7,590	6,348	4,583	875	
1996	6,464	6,002	1,624	1,553	
1995	6,917	6,651	2,917	744	
1994	1,087	949	534	48	
1993	323	20	20	0	
1992	249	43	0	0	
1991	219	0	0	0	
1990	828	578	331	78	

Notes:
 *1 This code and 0809200020 were combined into 0809200000 in 2006.

Table 3.19. US Exports of Cherries, Sweet varieties, Frozen (0811908040)

0811908040		Cherries, sweet varieties, uncooked or cooked by steaming or boiling in water, frozen, whether or not sweetened			
This code is currently:		USED		NOT USED ANY MORE	
Unit:	Trade partners				Notes
MT	WORLD	EU25	BELGIUM	GERMANY	
2005	1,228	94	0	0	
2004	1,837	55	0	0	
2003	2,143	84	0	0	
2002	2,766	130	0	0	
2001	3,057	57	0	0	
2000	1,431	0	0	0	
1999	2,527	105	0	0	
1998	1,867	160	0	30	
1997	4,031	193	0	53	
1996	2,357	169	73	58	
1995	1,660	19	0	0	
1994	1,407	0	0	0	
1993	1,643	277	5	124	
1992	2,211	426	39	25	
1991	983	161	0	12	
1990	0	0	0	0	

Notes:

Table 3.20. US Exports of Cherries, Tart varieties, Frozen (0811908060)

0811908060		Cherries, tart varieties, uncooked or cooked by steaming or boiling in water, frozen, whether or not sweetened			
This code is currently:		USED		NOT USED ANY MORE	
Unit:	Trade partners				Notes
MT	WORLD	EU25	BELGIUM	GERMANY	
2005	5,278	1,176	292	838	
2004	7,823	3,258	1,442	1,631	
2003	11,824	5,934	4,673	973	
2002	4,701	681	516	20	
2001	3,260	212	81	20	
2000	4,379	1,885	409	350	
1999	2,121	83	0	0	
1998	1,702	175	156	20	
1997	6,628	3,070	1,247	630	
1996	8,049	5,077	3,176	892	
1995	7,661	5,381	2,525	1,562	
1994	1,417	19	0	19	
1993	1,560	313	59	195	
1992	4,095	927	693	234	
1991	2,106	56	0	0	
1990	0	0	0	0	

Notes:

Table 3.21. US Exports of Cherries, Provisionally preserved, Inedible (**0812100000**)

0812100000		Cherries, provisionally preserved, but unsuitable in that state for immediate consumption			
This code is currently:		USED		NOT USED ANY MORE	
Unit:	Trade partners				Notes
MT	WORLD	EU25	BELGIUM	GERMANY	
2005	2,334	20			
2004	2,749	44			
2003	2,654	20			
2002	3,330	20			
2001	4,718	42			
2000	4,214	0			
1999	4,050	0		0	
1998	3,202	103		0	
1997	2,767	39		0	
1996	3,736	55		0	
1995	4,000	127		0	
1994	2,172	107		0	
1993	2,793	124		19	
1992	3,757	232		0	
1991	4,512	319		0	
1990	4,055	444		17	

Notes:

Table 3.22. US Exports of Cherries, tart varieties, dried (**0813403010**)

0813403010		Cherries, tart varieties, dried			
This code is currently:		USED		NOT USED ANY MORE	
Unit:	Trade partners				Notes
MT	WORLD	EU25	BELGIUM	GERMANY	
2005					No data found
2004					
2003					
2002					
2001					
2000					
1999					
1998					
1997					
1996					
1995					
1994					
1993					
1992					
1991					
1990					

Notes:

Table 3.23. US Exports of Cherries, dried, except tart varieties (**0813403090**)

0813403090		Cherries, dried, except tart varieties			
This code is currently:		USED		NOT USED ANY MORE	
Unit:	Trade partners				Notes
MT	WORLD	EU25	BELGIUM	GERMANY	
2005					No data found
2004					
2003					
2002					
2001					
2000					
1999					
1998					
1997					
1996					
1995					
1994					
1993					
1992					
1991					
1990					
Notes:					

Table 3.24. US Exports of Cherries, maraschino, prepared or preserved NESOI (2008600020)

2008600020		Cherries, maraschino, prepared or preserved NESOI				Notes
This code is currently:		USED	NOT USED ANY MORE			
Unit:	Trade partners				Notes	
MT	WORLD	EU25	BELGIUM	GERMANY		
2005	5,649	256	0	0		
2004	5,530	194	0	0		
2003	5,496	112	40	12		
2002	6,327	208	117	42		
2001	7,253	1,175	975	85		
2000	5,970	507	282	0		
1999	5,948	474	35	342		
1998	4,687	562	187	252		
1997	5,579	244	110	48		
1996	5,950	913	40	718		
1995	6,402	2,005	1,717	113		
1994	4,729	250	127	0		
1993	4,944	233	136	10		
1992	4,410	457	146	16		
1991	3,078	244	87	34		
1990	2,439	243	65	52		

Notes:

Table 3.25. US Exports of Cherries, sweet varieties, prepared or preserved NESOI (2008600040)

2008600040		Cherries, sweet varieties, prepared or preserved NESOI			
This code is currently:		USED	NOT USED ANY MORE		
Unit: MT	Trade partners				Notes
	WORLD	EU25	BELGIUM	GERMANY	
2005	4,405	568	0	41	
2004	5,025	633	0	0	
2003	3,425	223	0	1	
2002	5,193	1,288	832	79	
2001	4,300	1,001	755	0	
2000	4,413	591	199	42	
1999	4,887	550	45	0	
1998	5,161	662	0	0	
1997	5,116	401	18	54	
1996	5,099	568	0	147	
1995	5,374	1,315	284	105	
1994	3,680	640	39	39	
1993	4,007	1,051	175	59	
1992	3,502	594	156	20	
1991	3,925	1,158	544	99	
1990	5,476	2,544	1,170	198	

Notes:

Table 3.26. US Exports of Cherries, tart varieties, prepared or preserved NESOI (2008600060)

2008600060		Cherries, tart varieties, prepared or preserved NESOI			
This code is currently:		USED	NOT USED ANY MORE		
Unit: MT	Trade partners				Notes
	WORLD	EU25	BELGIUM	GERMANY	
2005	4,788	1,037	442	175	
2004	3,651	944	368	240	
2003	2,784	949	364	258	
2002	6,823	3,442	2,004	902	
2001	8,131	5,295	1,284	3,580	
2000	6,019	2,480	851	1,450	
1999	3,886	1,096	270	486	
1998	3,429	1,095	182	637	
1997	4,927	2,437	719	829	
1996	5,544	3,208	189	2,690	
1995	5,778	3,154	246	2,223	
1994	5,426	4,130	357	2,059	
1993	4,640	3,585	703	1,968	
1992	4,233	3,040	640	1,561	
1991	3,873	3,272	729	2,017	
1990	3,065	2,069	680	746	

Notes:

Table 3.27. EU25 Imports of Fresh sour cherries (08092005)

08092005		Fresh sour cherries "Prunus cerasus"						
This code is currently:		USED			NOT USED ANY MORE			
Unit: MT	Trade partners					Tariff rates for imports from the US *1	Notes	
	BELGIUM	GERMANY	EU25 EXTRA	EU25 INTRA	US			
2005	1,450	961	4,614	20,336		Entry prices	*2, *3	
2004	881	2,708	7,714	40,998	2	Entry prices	*2, *4	
2003	1,373	1,914	12,756	32,189		Entry prices	*2, *5	
2002	505	731	5,947	29,445	3	Entry prices	*2, *6	
2001	230	4,285	7,953	42,855	4	Entry prices	*2, *7	
2000	894	4,130	9,327	40,268	45	Entry prices	*8	
1999	302	1,640	11,360	36,120	36	Entry prices	*9	
1998	305	2,813	6,058	45,555	87	13.5%	*10	
1997								
1996								
1995								

Notes:

*1 The tariff rates are as of January 1 of each year.

*2 Third country duty (erga omnes): The applicable duty is 12%.

*3 Regulation/Decision R1789/03; "Unit value: 704.37EurVU/100kg Regulation/Decision R2137/04" / Nomenclature group(s) "Unit value products".

*4 Regulation/Decision R1789/03; "Unit value: 641.41EurVU/100kg Regulation/Decision R2203/03".

*5 Regulation/Decision R1832/02; "Unit value: 599.61EurVU/100kg Regulation/Decision R2260/02".

*6 Regulation/Decision R2031/01; "Unit value: 696.66EurVU/100kg Regulation/Decision R2490/01".

*7 Regulation/Decision R2388/00; "Unit value: 757.31EurVU/100kg Regulation/Decision R2794/00".

*8 Third country duty (erga omnes): The applicable duty is 12.5% Regulation/Decision R2204/99; "Unit value: 631.35EurVU/100kg Regulation/Decision R2755/99" / Nomenclature group(s) "Unit value products".

*9 Third country duty (erga omnes): The applicable duty is 13% Regulation/Decision R2261/98; "Unit value: 597.63EurVU/100kg Regulation/Decision R2643/98" / Nomenclature group(s) "Unit value products".

*10 Regulation/Decision R2086/97; "Unit value: 296.82XEW/100kg Regulation/Decision R2453/97" / Nomenclature group(s) "Unit value products".

Table 3.28. EU25 Imports of Fresh cherries (excl. sour cherries) (**08092095**)

08092095		Fresh cherries (excl. sour cherries "Prunus cerasus")						
This code is currently:		USED			NOT USED ANY MORE			
Unit: MT	Trade partners					Tariff rates for imports from the US *1	Notes	
	BELGIUM	GERMANY	EU25 EXTRA	EU25 INTRA	US			
2005	2,714	4,552	40,812	67,269	2,872	Entry prices	*2, *3	
2004	2,517	5,406	46,937	59,061	4,006	Entry prices	*2, *4	
2003	2,248	3,409	38,762	59,550	3,297	Entry prices	*2, *5	
2002	1,121	2,019	27,340	54,616	2,394	Entry prices	*2, *6	
2001	1,159	2,169	36,774	43,551	3,821	Entry prices	*2, *7	
2000	1,385	4,488	20,051	59,113	3,200	Entry prices	*8	
1999	1,459	2,510	33,264	64,000	3,488	Entry prices	*9	
1998	1,624	2,615	16,756	45,357	4,812	13.5%	*10	
1997								
1996								
1995								

Notes:

*1 The tariff rates are as of January 1 of each year.

*2 Third country duty (erga omnes): The applicable duty is 12%.

*3 Regulation/Decision R1789/03; "Unit value: 704.37EurVU/100kg Regulation/Decision R2137/04".

*4 Regulation/Decision R1789/03; "Unit value: 641.41EurVU/100kg Regulation/Decision R2203/03".

*5 Regulation/Decision R1832/02; "Unit value: 599.61EurVU/100kg Regulation/Decision R2260/02".

*6 Regulation/Decision R2031/01; "Unit value: 696.66EurVU/100kg Regulation/Decision R2490/01".

*7 Regulation/Decision R2388/00; "Unit value: 757.31EurVU/100kg Regulation/Decision R2794/00".

*8 Third country duty (erga omnes): The applicable duty is 12.5% Regulation/Decision R2204/99; "Unit value: 631.35EurVU/100kg Regulation/Decision R2755/99".

*9 Third country duty (erga omnes): The applicable duty is 13% Regulation/Decision R2261/98; "Unit value: 597.63EurVU/100kg Regulation/Decision R2643/98".

*10 Regulation/Decision R2086/97; "Unit value: 296.82XEWE/100kg Regulation/Decision R2453/97" / Nomenclature group(s) "Unit value products".

Table 3.29. EU25 Imports of Sour cherries, Frozen, No sugar (**08119075**)

08119075		Sour cherries "Prunus cerasus", whether or not boiled or steamed, frozen, not containing sugar or other sweetening matter					
This code is currently:		USED			NOT USED ANY MORE		
Unit: MT	Trade partners					Tariff rates for imports from the US *1	Notes
	BELGIUM	GERMANY	EU25 EXTRA	EU25 INTRA	US		
2005	3,415	3,233	33,737	59,208	115	14.4%	*2
2004	3,143	5,479	18,108	61,226	131	14.4%	*2
2003	2,607	10,739	22,907	73,788	306	14.4%	*2
2002	2,168	6,675	19,948	64,566	300	14.4%	*2
2001	2,594	4,200	15,508	68,223	383	14.4%	*2, *3
2000	2,135	5,798	16,166	77,512	339	15%	*3, *4
1999	2,413	3,795	19,805	56,409	1,197	15.6%	*5
1998	3,637	3,813	19,101	57,955	3,006	16.2%	*6
1997	3,288	4,215	26,541	50,452	6,251	16.8%	*7
1996	4,008	5,024	26,822	42,750	5,805	17.4%	*8, *9
1995	4,076	3,592	20,030	41,483	1,619	18%	*9, *10

Notes:

- *1 The tariff rates are as of January 1 of each year.
- *2 Regulation/Decision R2204/99.
- *3 Restrictions "Entry into free circulation (prior surveillance) (erga omnes): Regulation/Decision R0012/99; Footnote CD020".
- *4 Regulation/Decision R2261/98.
- *5 Regulation/Decision R2086/97; "Countervailing charge: Regulation/Decision R0879/98; Footnote CD064" / Restrictions "Entry into free circulation (prior surveillance) (erga omnes): Regulation/Decision R2201/96; Footnote CD020".
- *6 Regulation/Decision R1734/96; "Countervailing charge: Regulation/Decision R0769/97; Footnote CD064" / Restrictions "Entry into free circulation (prior surveillance) (erga omnes): Regulation/Decision R2201/96; Footnote CD020".
- *7 Regulation/Decision R1035/96; "Countervailing charge: Regulation/Decision R0851/96; Footnote TM397" / Restrictions "Entry into free circulation (prior surveillance) (erga omnes): Regulation/Decision R2201/96; Footnote CD020".
- *8 Regulation/Decision R1359/95; "Countervailing charge: Regulation/Decision R1031/95; Footnote TM397".
- *9 Restrictions "Entry into free circulation (prior surveillance) (erga omnes): Regulation/Decision R0426/86; Footnote TM289".
- *10 Regulation/Decision R2505/92; "Countervailing charge: Regulation/Decision R0426/86".

Table 3.30. EU25 Imports of Cherries, Frozen, No sugar (excl. sour cherries) (08119080)

08119080		Cherries, whether or not boiled or steamed, frozen, not containing added sugar or other sweetening matter (excl. sour cherries "Prunus cerasus")						
This code is currently:		USED			NOT USED ANY MORE			
Unit: MT	Trade partners					Tariff rates for imports from the US *1	Notes	
	BELGIUM	GERMANY	EU25 EXTRA	EU25 INTRA	US			
2005	787	2,369	3,728	11,935	46	14.4%	*2, *3	
2004	543	1,726	3,869	12,228	68	14.4%	*2	
2003	367	2,111	4,270	9,149	83	14.4%	*2	
2002	576	1,232	3,936	7,549	563	14.4%	*2	
2001	509	920	4,215	6,621	155	14.4%	*2, *4	
2000	380	2,233	3,263	8,142	67	15%	*4, *5	
1999	906	1,817	3,531	8,060	228	15.6%	*6, *7	
1998	1,425	1,340	3,142	8,802	493	16.2%	*7, *8	
1997	1,867	1,025	3,690	8,558	317	16.8%	*7, *9	
1996	1,971	866	3,741	9,268	11	17.4%	*10, *11	
1995	1,572	1,581	3,283	8,256	218	18%	*11, *12	

Notes:

*1 The tariff rates are as of January 1 of each year.

*2 Regulation/Decision R2204/99.

*3 Nomenclature group(s) "Special incentive arrangement - Labour rights (GSP)".

*4 Restrictions "Entry into free circulation (prior surveillance) (erga omnes): Regulation/Decision R0012/99; Footnote CD020".

*5 Regulation/Decision R2261/98.

*6 Regulation/Decision R2086/97; "Countervailing charge: Regulation/Decision R0879/98; Footnote CD064".

*7 Restrictions "Entry into free circulation (prior surveillance) (erga omnes): Regulation/Decision R2201/96; Footnote CD020".

*8 Regulation/Decision R1734/96; "Countervailing charge: Regulation/Decision R0769/97; Footnote CD064".

*9 Regulation/Decision R1035/96; "Countervailing charge: Regulation/Decision R0851/96; Footnote TM397".

*10 Regulation/Decision R1359/95; "Countervailing charge: Regulation/Decision R1031/95; Footnote TM397".

*11 Restrictions "Entry into free circulation (prior surveillance) (erga omnes): Regulation/Decision R0426/86; Footnote TM289".

*12 Regulation/Decision R2505/92; "Countervailing charge: Regulation/Decision R0426/86".

Table 3.31. EU25 Imports of Cherries, Provisionally preserved, Inedible (**08121000**)

08121000		Cherries, provisionally preserved, e.g. by sulphur dioxide gas, in brine, in sulphur water or in other preservative solutions, but unsuitable in that state for immediate consumption						
This code is currently:		USED			NOT USED ANY MORE			
Unit: MT	Trade partners					Tariff rates for imports from the US *1	Notes	
	BELGIUM	GERMANY	EU25 EXTRA	EU25 INTRA	US			
2005	243	64	13,856	3,693		8.8%	*2, *3	
2004	133	347	11,768	5,306	11	8.8%	*2, *4	
2003	196	174	14,785	5,717	0	8.8%	*2, *4	
2002	295	212	9,423	5,823		8.8%	*2, *4	
2001	233	132	11,331	6,453	0	8.8%	*2, *5	
2000	299	65	7,847	6,683	17	9.2%	*5, *6	
1999	154	31	12,620	7,359	537	9.5%	*7, *8	
1998	129	45	14,228	8,672	878	9.9%	*8, *9	
1997	140	39	10,045	5,368		10.3%	*8, *10	
1996	395	17	11,202	5,483	220	10.6%	*11, *12	
1995	141	138	7,410	5,666	105	11%	*12, *13	

Notes:

*1 The tariff rates are as of January 1 of each year.

*2 Regulation/Decision R2204/99.

*3 Nomenclature group(s) "Special incentive arrangement - Labour rights (GSP)".

*4 Nomenclature group(s) "Products processed from fruit and vegetables".

*5 Restrictions "Entry into free circulation (prior surveillance) (erga omnes): Regulation/Decision R0012/99; Footnote CD020".

*6 Regulation/Decision R2261/98.

*7 Regulation/Decision R2086/97; "Countervailing charge: Regulation/Decision R0879/98; Footnote CD064".

*8 Restrictions "Entry into free circulation (prior surveillance) (erga omnes): Regulation/Decision R2201/96; Footnote CD020".

*9 Regulation/Decision R1734/96; "Countervailing charge: Regulation/Decision R0769/97; Footnote CD064".

*10 Regulation/Decision R1035/96; "Countervailing charge: Regulation/Decision R0851/96; Footnote TM397".

*11 Regulation/Decision R1359/95; "Countervailing charge: Regulation/Decision R1031/95; Footnote TM397".

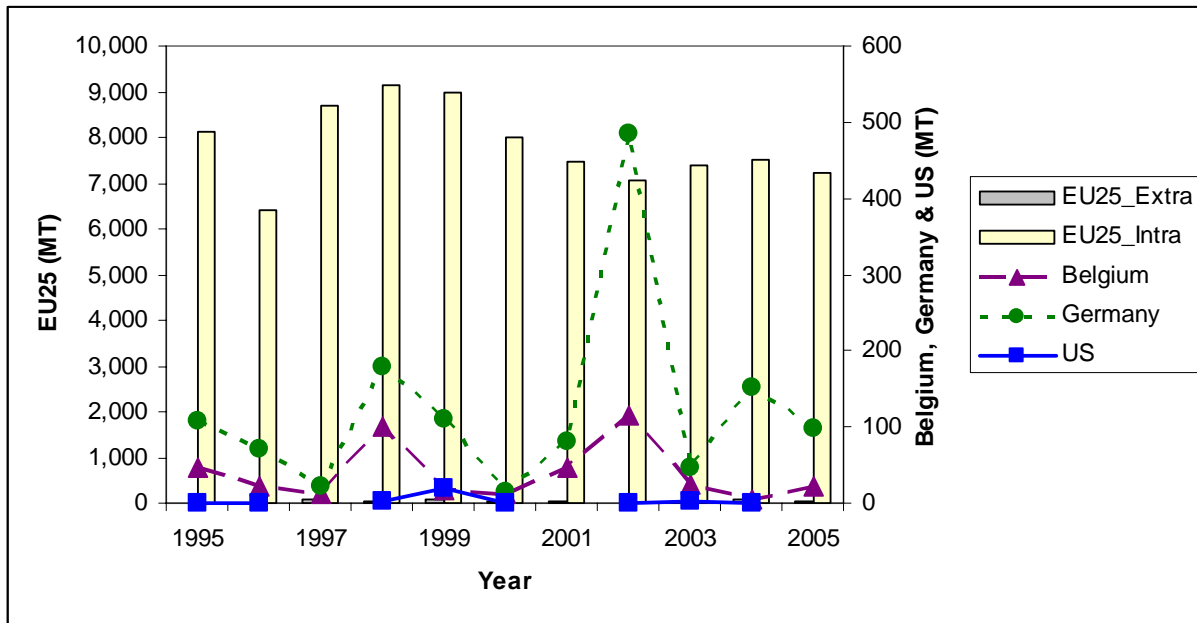
*12 Restrictions "Entry into free circulation (prior surveillance) (erga omnes): Regulation/Decision R0426/86; Footnote TM289".

*13 Regulation/Decision R2658/87; "Countervailing charge: Regulation/Decision R0426/86".

Table 3.32. EU25 Imports of Cherries, Preserved by sugar (20060031)

20060031	Cherries, with a sugar content of > 13%, preserved by sugar, drained, glacé or crystallized		
This code is currently:	USED	NOT USED ANY MORE	

Unit: MT	Trade partners					Tariff rates for imports from the US *1	Notes
	BELGIUM	GERMANY	EU25 EXTRA	EU25 INTRA	US		
2005	23	97	40	7,204		20%+23.9EUR/100kg	*2, *3
2004	5	151	89	7,508	0	20%+23.9EUR/100kg	*2, *3
2003	25	46	39	7,374	3	20%+23.9EUR/100kg	*2, *3
2002	115	485	8	7,051	0	20%+23.9EUR/100kg	*2, *3
2001	46	82	36	7,489		20%+23.9EUR/100kg	*2, *3
2000	12	15	47	8,018	0	20.8%+24.9EUR/100kg	*3, *4
1999	17	111	88	8,969	20	21.7%+25.9EUR/100kg	*3, *5
1998	99	180	56	9,154	1	22.5%+26.9Ecu/100kg	*3, *6
1997	11	22	64	8,677		23.3%+27.9Ecu/100kg	*3, *7
1996	21	71	18	6,427	1	24.2%+28.9Ecu/100kg/net	*3, *8
1995	46	108	5	8,133	0	25%+AGR0%	*9



Notes:

*1 The tariff rates are as of January 1 of each year.

*2 Regulation/Decision R2204/99.

*3 Nomenclature group(s) "Budget line 1060".

*4 Regulation/Decision R2261/98.

*5 Regulation/Decision R2086/97.

*6 Regulation/Decision R1734/96.

*7 Regulation/Decision R1035/96.

*8 Regulation/Decision R1359/95.

*9 Regulation/Decision R2658/87 / Nomenclature group(s) "Products processed from fruit and vegetables".

Table 3.33. EU25 Imports of Cherry jams etc., with sugar > 30% (**20079931**)

20079931	Cherry jams, jellies, marmalades, purées or pastes, obtained by cooking, with sugar content of > 30% by weight (excl. homogenised preparations of subheading 2007.10)							
This code is currently:		USED			NOT USED ANY MORE			
Unit: MT	Trade partners					Tariff rates for imports from the US *1	Notes	
	BELGIUM	GERMANY	EU25 EXTRA	EU25 INTRA	US			
2005	375	1,897	173	6,500		24%+23EUR/100kg	*2	
2004	1,067	2,517	187	8,252		24%+23EUR/100kg	*2	
2003	1,637	2,797	120	8,779	0	24%+23EUR/100kg	*2	
2002	1,549	2,638	108	8,466	1	24%+23EUR/100kg	*2	
2001	1,608	2,417	101	8,248	1	24%+23EUR/100kg	*2	
2000	1,520	2,219	107	7,745	8	25%+24EUR/100kg	*3	
1999	1,658	1,636	160	7,459	11	26%+24.9EUR/100kg	*4	
1998	1,839	1,510	156	6,712	0	27%+25.9Ecu/100kg	*5	
1997	1,959	1,615	198	7,240	0	28%+26.9Ecu/100kg	*6	
1996	2,088	2,384	107	8,093	0	29%+27.8Ecu/100kg/net	*7	
1995	2,202	1,989	83	8,220	25	30%+AGR0%	*8	

Notes:

- *1 The tariff rates are as of January 1 of each year.
- *2 Regulation/Decision R2204/99.
- *3 Regulation/Decision R2261/98.
- *4 Regulation/Decision R2086/97.
- *5 Regulation/Decision R1734/96.
- *6 Regulation/Decision R1035/96.
- *7 Regulation/Decision R1359/95.
- *8 Regulation/Decision R2658/87.

Table 3.34. EU25 Imports of Cherries, Prepared or preserved, with sugar > 9% and alcohol <= 11,85% (**20086011**)

20086011		Cherries, prepared or preserved, containing added spirit, with sugar content of > 9% and actual alcoholic strength of <= 11,85% mas						
This code is currently:		USED			NOT USED ANY MORE			
Unit: MT	Trade partners					Tariff rates for imports from the US *1	Notes	
	BELGIUM	GERMANY	EU25 EXTRA	EU25 INTRA	US			
2005	6	2	1	174		25.6%	*2, *3	
2004	4	3	17	153	11	25.6%	*2	
2003	2	8	15	179	15	25.6%	*2	
2002	8	10	42	157	40	25.6%	*2	
2001	7	41	40	227	3	25.6%	*2	
2000	9	21	0	157		26.7%	*4	
1999	17	28	15	214		27.7%	*5	
1998	1	36	1	149		28.8%	*6	
1997		9	4	108		29.9%	*7	
1996		12		153		30.9%	*8	
1995		6	6	114		30%2ADSZ0%	*9	

Notes:

- *1 The tariff rates are as of January 1 of each year.
- *2 Regulation/Decision R2204/99.
- *3 Nomenclature group(s) "Special incentive arrangement – Labour rights (GSP)".
- *4 Regulation/Decision R2261/98.
- *5 Regulation/Decision R2086/97.
- *6 Regulation/Decision R1734/96.
- *7 Regulation/Decision R1035/96.
- *8 Regulation/Decision R1359/95.
- *9 Regulation/Decision R2658/87.

Table 3.35. EU25 Imports of Cherries, Prepared or preserved, with sugar > 9% and alcohol > 11,85% (20086019)

20086019		Cherries, prepared or preserved, containing added spirit, with sugar content of > 9% and actual alcoholic strength of > 11,85% mas						
This code is currently:		USED			NOT USED ANY MORE			
Unit: MT	Trade partners					Tariff rates for imports from the US *1	Notes	
	BELGIUM	GERMANY	EU25 EXTRA	EU25 INTRA	US			
2005	261	4,373	8,493	8,725		See next page	*2	
2004	0	450	7,860	2,721		See next page	*2	
2003	0	179	9,511	3,149		See next page	*2	
2002	4	287	6,589	3,028		See next page	*2	
2001	0	323	6,392	1,354		See next page	*2	
2000	2	202	4,034	4,554	0	See next page	*2	
1999	1	34	9,178	2,225		See next page	*2	
1998	20	97	8,616	2,427	14	See next page	*2	
1997		6	7,980	1,827	23	See next page	*2	
1996		6	10,952	2,337		See next page	*2	
1995	3	0	8,490	1,372	16	See next page	*2	

Notes:
 *1 The tariff rates are as of January 1 of each year.
 *2 Tariff rates are different depending on TARIC 10-digit level codes. See next page.

Table 3.35. EU25 Imports of Cherries, Prepared or preserved, with sugar > 9% and alcohol > 11,85% (20086019) (Cont'd)

Year	TARIC codes	Third country duty		Tariff quota				Notes
		Third country duty	Note	Tariff quota	Order number	End date	Note	
2005	2008601910	25.6%+4.2EUR/100kg	*1	10%+4.2EUR/100kg	092713	31/12/2005	*2	*3, *4
	092719				*3, *5			
	2008601990				(No tariff quota imposed)	*3		
2004	2008601910	25.6%+4.2EUR/100kg	*1	10%+4.2EUR/100kg	092713	31/12/2004	*6	*3, *4
	092719				*3, *5			
	2008601990				(No tariff quota imposed)	*3		
2003	2008601910	25.6%+4.2EUR/100kg	*1	10%+4.2EUR/100kg	092713	31/12/2003	*6	*3, *4
	092719				*3, *5			
	2008601990				(No tariff quota imposed)	*3		
2002	2008601910	25.6%+4.2EUR/100kg	*1	10%+4.2EUR/100kg	092713	31/12/2002	*7	*3, *4
	092719				*3, *5			
	2008601990				(No tariff quota imposed)	*3		
2001	2008601910	25.6%+4.2EUR/100kg	*1	10%+4.2EUR/100kg	092713	31/12/2001	*8	*3, *4
	092719				*3, *5			
	2008601990				(No tariff quota imposed)	*3		
2000	2008601910	26.7%+4.4EUR/100kg	*9	10%+4.4EUR/100kg	092713	30/06/2000	*10	*3, *11
	092719				*3, *12			
	2008601990				(No tariff quota imposed)	*3		
1999	2008601910	27.7%+4.5EUR/100kg	*13	10%+4.5EUR/100kg	092713	30/06/1999	*14	*3, *11
	092719				*3, *12			
	2008601990				(No tariff quota imposed)	*3		
1998	2008601910	28.8%+4.7Ecu/100kg	*15	10%+4.7Ecu/100kg	092713	30/06/1998	*16	*3, *11
	092719				*3, *12			
	2008601990				(No tariff quota imposed)	*3		
1997	2008601910	29.9%+4.9Ecu/100kg	*17	10%+4.9Ecu/100kg	092713	30/06/1997	*16	*3, *11
	092719				*12, *18			
	2008601990				(No tariff quota imposed)	*19		
1996	2008601910	30.9%+5Ecu/100kg/net	*20	10%+5Ecu/100kg/net	092713	30/06/1996	*21	*3, *11
	092719				*12, *18			
	2008601990				(No tariff quota imposed)	*19		
1995	2008601910	32%+AGR0%	*22	10%+AGR0%	092713	30/06/1995	*23	*3, *11
	092719				*12, *18			
	2008601990				(No tariff quota imposed)	*19		

Notes:

*1 Regulation/Decision R2204/99.

*2 Regulation/Decision R2243/04.

*3 For the description of the code, see table 7.

*4 Footnote "Inherit from 2008601910 Entry under this subheading is subject to conditions laid down in the relevant Community provisions (see Articles 291 to 300 of Commission Regulation (EEC) No. 2454/93 - OJ L 253 11.10.1993 p. 1 and subsequent amendments)."

*5 Footnote "Inherit from 2008601920 Entry under this subheading is subject to conditions laid down in the relevant Community provisions (see Articles 291 to 300 of Commission Regulation (EEC) No. 2454/93 - OJ L 253 11.10.1993 p. 1 and subsequent amendments)."

*6 Regulation/Decision R2287/02.

*7 Regulation/Decision R2559/01.

*8 Regulation/Decision R2802/00.

*9 Regulation/Decision R2261/98.

*10 Regulation/Decision R2780/98.

*11 Footnote "Inherit from 2008601910 Control of the use for this special purpose shall be carried out pursuant to the relevant Community provisions."

*12 Footnote "Inherit from 2008601920 Control of the use for this special purpose shall be carried out pursuant to the relevant Community provisions."

*13 Regulation/Decision R2086/97.

*14 Regulation/Decision R2631/97.

*15 Regulation/Decision R1734/96.

*16 Regulation/Decision R2505/96.

*17 Regulation/Decision R1035/96.

* 18 Description of the code: Sour cherries (*Prunus cerasus*), of a diameter not exceeding 19,9 mm, stoned, intended for the manufacture of chocolate products, containing added spirit, with a sugar content exceeding 9% by weight, of an actual alcoholic strength by mass exceeding 11,85% mas, not elsewhere specified or included.

*19 Description of the code: Cherries (excl. sweet cherries and sour cherries (*Prunus cerasus*), of a diameter not exceeding 19,9 mm, stoned, intended for the manufacture of chocolate products), containing added spirit, with a sugar content exceeding 9% by weight, of an actual alcoholic strength by mass exceeding 11,85% mas, not elsewhere specified or included.

*20 Regulation/Decision R1359/95.

*21 Regulation/Decision R3059/95.

*22 Regulation/Decision R2658/87.

*23 Regulation/Decision R2878/94.

Table 3.36. EU25 Imports of Cherries, Prepared or preserved, with sugar <= 9% and alcohol <= 11,85% (20086031)

20086031		Cherries, prepared or preserved, containing added spirit, with actual alcoholic strength <= 11,85% mas (excl. sugar content > 9%)						
This code is currently:		USED			NOT USED ANY MORE			
Unit: MT	Trade partners					Tariff rates for imports from the US *1	Notes	
	BELGIUM	GERMANY	EU25 EXTRA	EU25 INTRA	US			
2005	0	89		99		24%	*2, *3	
2004		2,266		2,377		24%	*2	
2003	0	113		127		24%	*2	
2002		107		111		24%	*2	
2001		88		145		24%	*2	
2000		145		206		25%	*4	
1999		174	0	193	0	26%	*5	
1998	15	156		202		27%	*6	
1997		162	17	223		28%	*7	
1996	23	164		270		29%	*8	
1995		60		89		30%	*9	

Notes:

- *1 The tariff rates are as of January 1 of each year.
- *2 Regulation/Decision R2204/99.
- *3 Nomenclature group(s) "Special incentive arrangement – Labour rights (GSP)".
- *4 Regulation/Decision R2261/98.
- *5 Regulation/Decision R2086/97.
- *6 Regulation/Decision R1734/96.
- *7 Regulation/Decision R1035/96.
- *8 Regulation/Decision R1359/95.
- *9 Regulation/Decision R2658/87.

Table 3.37. EU25 Imports of Cherries, Prepared or preserved, with sugar <= 9% and alcohol > 11,85% (20086039)

20086039		Cherries, prepared or preserved, containing added spirit, with actual alcoholic strength of > 11,85% mas (excl. sugar content of > 9%)						
This code is currently:		USED			NOT USED ANY MORE			
Unit: MT	Trade partners					Tariff rates for imports from the US *1	Notes	
	BELGIUM	GERMANY	EU25 EXTRA	EU25 INTRA	US			
2005	14	148	2,813	2,067		See next page	*2	
2004	51	103	2,350	2,051	15	See next page	*2	
2003	39	23	1,156	2,774		See next page	*2	
2002	16	164	1,081	3,536		See next page	*2	
2001	0	106	927	3,841		See next page	*2	
2000	2	255	2,195	4,023		See next page	*2	
1999	11	504	1,647	3,677		See next page	*2	
1998	1	232	434	2,613		See next page	*2	
1997	0	151	562	3,092		See next page	*2	
1996		263	444	2,465		See next page	*2	
1995		144	547	3,358	3	See next page	*2	

Notes:
 *1 The tariff rates are as of January 1 of each year.
 *2 Tariff rates are different depending on TARIC 10-digit level codes. See next page.

Table 3.37. EU25 Imports of Cherries, Prepared or preserved, with sugar > 9% and alcohol > 11,85% (20086039) (Cont'd)

Year	TARIC codes	Third country duty		Tariff quota				Notes	
		Third country duty	Note	Tariff quota	Order number	End date	Note		
2005	<u>2008603910</u>	25.6%	*1	10%	092713	31/12/2005	*2	*3, *4	
	<u>2008603920</u>				092719			*3, *5	
	<u>2008603990</u>				(No tariff quota imposed)			*3	
2004	<u>2008603911</u>	25.6%	*1	10%	092713	31/12/2004	*6	*7, *8	
	<u>2008603919</u>				092719			*9, *10	
	<u>2008603920</u>				(No tariff quota imposed)			*3, *11	
	<u>2008603990</u>				(No tariff quota imposed)			*3	
2003	<u>2008603911</u>	25.6%	*1	10%	092713	31/12/2003	*6	*7, *8	
	<u>2008603919</u>				092719			*9, *10	
	<u>2008603920</u>				(No tariff quota imposed)			*3, *11	
	<u>2008603990</u>				(No tariff quota imposed)			*3	
2002	<u>2008603911</u>	25.6%	*1	10%	092713	31/12/2002	*12	*7, *8	
	<u>2008603919</u>				092719			*9, *10	
	<u>2008603920</u>				(No tariff quota imposed)			*3, *11	
	<u>2008603990</u>				(No tariff quota imposed)			*3	
2001	<u>2008603911</u>	25.6%	*1	10%	092713	31/12/2001	*13	*7, *8	
	<u>2008603919</u>				092719			*9, *10	
	<u>2008603920</u>				(No tariff quota imposed)			*3, *11	
	<u>2008603990</u>				(No tariff quota imposed)			*3	
2000	<u>2008603911</u>	26.7%	*14	10%	092713	31/12/2000	*15	*7, *16	
	<u>2008603919</u>				092719			*9, *17	
	<u>2008603920</u>				(No tariff quota imposed)			*3, *18	
	<u>2008603990</u>				(No tariff quota imposed)			*3	
1999	<u>2008603911</u>	27.7%	*19	10%	092713	31/12/1999	*20	*7, *16	
	<u>2008603919</u>				092719			*9, *17	
	<u>2008603920</u>				(No tariff quota imposed)			*3, *18	
	<u>2008603990</u>				(No tariff quota imposed)			*3	
1998	<u>2008603911</u>	28.8%	*21	10%	092713	31/12/1998	*22	*7, *16	
	<u>2008603919</u>				092719			*9, *17	
	<u>2008603920</u>				(No tariff quota imposed)			*3, *18	
	<u>2008603990</u>				(No tariff quota imposed)			*3	
1997	<u>2008603911</u>	29.9%	*23	10%	092713	31/12/1997	*22	*7, *16	
	<u>2008603919</u>				092719			*9, *17	
	<u>2008603920</u>				(No tariff quota imposed)			*3, *18	
	<u>2008603990</u>				(No tariff quota imposed)			*3	
1996	<u>2008603911</u>	30.9%	*24	10%	092713	31/12/1996	*25	*7, *16	
	<u>2008603919</u>				092719			*9, *17	
	<u>2008603920</u>				(No tariff quota imposed)			*3, *18	
	<u>2008603990</u>				(No tariff quota imposed)			*3	
1995	<u>2008603911</u>	32%	*26	10%	092713	-	*27	*7, *28	
	<u>2008603919</u>				092719			*9, *29	
	<u>2008603920</u>				(No tariff quota imposed)			*3, *30	
	<u>2008603990</u>				(No tariff quota imposed)			*3	

Notes:

*1 Regulation/Decision R2204/99.

*2 Regulation/Decision R2243/04.

*3 For the description of the code, see table 7.

*4 Footnote "Inherit from 2008603910 Entry under this subheading is subject to conditions laid down in the relevant Community provisions (see Articles 291 to 300 of Commission Regulation (EEC) No. 2454/93 - OJ L 253 11.10.1993 p. 1 and subsequent amendments)."

*5 Footnote "Inherit from 2008603920 Entry under this subheading is subject to conditions laid down in the relevant Community provisions (see Articles 291 to 300 of Commission Regulation (EEC) No. 2454/93 - OJ L 253 11.10.1993 p. 1 and subsequent amendments)."

*6 Regulation/Decision R2287/02.

*7 Description of the code: Sweet cherries, clear fleshed and of a diameter not exceeding 18,9 mm, stoned, intended for the manufacture of chocolate products, containing added spirit, with a sugar content not exceeding 9% by weight, of an actual alcoholic strength exceeding 11,85% mas.

*8 Footnote "Inherit from 2008603911 Entry under this subheading is subject to conditions laid down in the relevant Community provisions (see Articles 291 to 300 of Commission Regulation (EEC) No. 2454/93 - OJ L 253 11.10.1993 p. 1 and subsequent amendments)."

*9 Description of the code: Sweet cherries (excl. clear fleshed and of a diameter not exceeding 18,9 mm), of a diameter not exceeding 19,9mm, stoned, intended for the manufacture of chocolate products, containing added spirit, with a sugar content not exceeding 9% by weight, of an actual alcoholic strength exceeding 11,85% mas.

*10 Footnote "Inherit from 2008603919 Entry under this subheading is subject to conditions laid down in the relevant Community provisions (see Articles 291 to 300 of Commission Regulation (EEC) No. 2454/93 - OJ L 253 11.10.1993 p. 1 and subsequent amendments)."

*11 Footnote "Inherit from 2008603920 Entry under this subheading is subject to conditions laid down in the relevant Community provisions (see Articles 291 to 300 of Commission Regulation (EEC) No. 2454/93 - OJ L 253 11.10.1993 p. 1 and subsequent amendments)."

*12 Regulation/Decision R2559/01.

*13 Regulation/Decision R2802/00.

*14 Regulation/Decision R2261/98.

*15 Regulation/Decision R2780/98.

*16 Footnote "Inherit from 2008603911 Control of the use for this special purpose shall be carried out pursuant to the relevant Community provisions."

*17 Footnote "Inherit from 2008603919 Control of the use for this special purpose shall be carried out pursuant to the relevant Community provisions."

*18 Footnote "Inherit from 2008603920 Control of the use for this special purpose shall be carried out pursuant to the relevant Community provisions."

*19 Regulation/Decision R2086/97.

*20 Regulation/Decision R2631/97.

*21 Regulation/Decision R1734/96.

*22 Regulation/Decision R2505/96.

*23 Regulation/Decision R1035/96.

*24 Regulation/Decision R1359/95.

*25 Regulation/Decision R3059/95.

*26 Regulation/Decision R2658/87.

*27 Regulation/Decision R2878/94.

*28 Footnote "Inherit from 2008603911 Control of the use for this special purpose shall be carried out pursuant to the relevant Community provisions."

*29 Footnote "Inherit from 2008603919 Control of the use for this special purpose shall be carried out pursuant to the relevant Community provisions."

*30 Footnote "Inherit from 2008603920 Control of the use for this special purpose shall be carried out pursuant to the relevant Community provisions."

Table 3.38. EU25 Imports of Cherries, Prepared or preserved, With sugar but no spirit, Net content > 1kg (**20086050**)

20086050		Cherries, prepared or preserved, containing no spirit but with added sugar, in immediate packings of a net content > 1 kg					
This code is currently:		USED *1			NOT USED ANY MORE		
Unit: MT	Trade partners					Tariff rates for imports from the US *2	Notes
	BELGIUM	GERMANY	EU25 EXTRA	EU25 INTRA	US		
2005	1,564	10,227	6,087	23,427	1,652	17.6%	*3
2004							
2003							
2002							
2001							
2000							
1999							
1998							
1997							
1996							
1995							

Notes:
 *1 Until 2004, this product had more detailed classification codes at the CN 8-digit level: 20086051 and 20086059. See the next two tables.
 *2 The tariff rates are as of January 1 of each year.
 *3 (For 2008605010) Regulation/Decision R1810/04; (For 2008605090) Regulation/Decision R1810/04 / Nomenclature group(s) "Special incentive arrangement - Labour rights (GSP)". For the descriptions of these TARIC 10-digit codes, see table 7.

Table 3.39. EU25 Imports of Sour cherries, Prepared or preserved, With sugar but no spirit, Net content > 1kg (20086051)

20086051		Sour cherries 'Prunus cerasus', prepared or preserved, containing no spirit but with added sugar, in immediate packings of a net content of > 1 kg						
This code is currently:		USED			NOT USED ANY MORE *1			
Unit: MT	Trade partners					Tariff rates for imports from the US *2	Notes	
	BELGIUM	GERMANY	EU25 EXTRA	EU25 INTRA	US			
2005								
2004	1,354	5,784	4,626	13,603	1,727	17.6%	*3	
2003	3,489	4,552	6,183	11,615	1,885	17.6%	*3	
2002	1,673	4,257	7,445	9,059	4,292	17.6%	*3	
2001	1,453	3,730	9,050	8,417	5,456	17.6%	*3, *4	
2000	2,774	4,021	7,433	10,147	4,740	18.3%	*4, *5	
1999	2,966	5,859	9,750	11,403	6,761	19.1%	*6, *7	
1998	1,514	4,316	8,357	8,412	6,300	19.8%	*7, *8	
1997	465	2,793	10,416	6,113	5,978	20.5%	*7, *9	
1996	671	1,386	9,907	4,854	7,293	21.3%	*10, *11	
1995	866	1,111	8,719	5,239	4,539	20%2ADSZ0%	*11, *12	

Notes:

*1 At the CN 8-digit level, this code and 20086059 were combined into 20086050 (Cherries, prepared or preserved, containing no spirit but with added sugar, in immediate packings of a net content > 1 kg) in 2005.

*2 The tariff rates are as of January 1 of each year.

*3 Regulation/Decision R2204/99.

*4 Restrictions "Entry into free circulation (prior surveillance) (erga omnes): Regulation/Decision R0012/99; Footnote CD020".

*5 Regulation/Decision R2261/98.

*6 Regulation/Decision R2086/97; "Countervailing charge: Regulation/Decision R0879/98; Footnote CD064".

*7 Restrictions "Entry into free circulation (prior surveillance) (erga omnes): Regulation/Decision R2201/96; Footnote CD020".

*8 Regulation/Decision R1734/96; "Countervailing charge: Regulation/Decision R0769/97; Footnote CD064".

*9 Regulation/Decision R1035/96; "Countervailing charge: Regulation/Decision R0851/96; Footnote TM397".

*10 Regulation/Decision R1359/95; "Countervailing charge: Regulation/Decision R1031/95; Footnote TM397".

*11 Restrictions "Entry into free circulation (prior surveillance) (erga omnes): Regulation/Decision R0426/86; Footnote TM289".

*12 Regulation/Decision R2658/87; "Countervailing charge: Regulation/Decision R0426/86".

Table 3.40. EU25 Imports of Cherries (excl. sour cherries), Prepared or preserved, With sugar but no spirit, Net content > 1kg (20086059)

20086059		Cherries, prepared or preserved, containing no spirit but with added sugar, in immediate packings of a net content > 1 kg (excl. sour cherries 'Prunus cerasus')						
This code is currently:		USED			NOT USED ANY MORE *1			
Unit: MT	Trade partners					Tariff rates for imports from the US *2	Notes	
	BELGIUM	GERMANY	EU25 EXTRA	EU25 INTRA	US			
2005								
2004	123	1,550	1,025	4,978	325	17.6%	*3	
2003	301	1,736	866	4,468	160	17.6%	*3	
2002	325	2,906	758	5,537	145	17.6%	*3	
2001	523	3,975	431	6,818	21	17.6%	*3, *4	
2000	172	3,100	858	5,232	313	18.3%	*4, *5	
1999	116	2,725	864	5,325	254	19.1%	*6, *7	
1998	58	2,452	976	4,473	395	19.8%	*7, *8	
1997	264	2,698	734	5,211	386	20.5%	*7, *9	
1996	147	2,271	364	4,249	146	21.3%	*10, *11	
1995	124	2,208	246	4,135	64	20%2ADSZ0%	*11, *12	

Notes:

*1 At the CN 8-digit level, this code and 20086051 were combined into 20086050 (Cherries, prepared or preserved, containing no spirit but with added sugar, in immediate packings of a net content > 1 kg) in 2005.

*2 The tariff rates are as of January 1 of each year.

*3 Regulation/Decision R2204/99.

*4 Restrictions "Entry into free circulation (prior surveillance) (erga omnes): Regulation/Decision R0012/99; Footnote CD020".

*5 Regulation/Decision R2261/98.

*6 Regulation/Decision R2086/97; "Countervailing charge: Regulation/Decision R0879/98; Footnote CD064".

*7 Restrictions "Entry into free circulation (prior surveillance) (erga omnes): Regulation/Decision R2201/96; Footnote CD020".

*8 Regulation/Decision R1734/96; "Countervailing charge: Regulation/Decision R0769/97; Footnote CD064".

*9 Regulation/Decision R1035/96; "Countervailing charge: Regulation/Decision R0851/96; Footnote TM397".

*10 Regulation/Decision R1359/95; "Countervailing charge: Regulation/Decision R1031/95; Footnote TM397".

*11 Restrictions "Entry into free circulation (prior surveillance) (erga omnes): Regulation/Decision R0426/86; Footnote TM289".

*12 Regulation/Decision R2658/87; "Countervailing charge: Regulation/Decision R0426/86".

Table 3.41. EU25 Imports of Cherries, Prepared or preserved, With sugar but no spirit, Net content <= 1kg (**20086060**)

20086060		Cherries, prepared or preserved, containing no spirit but with added sugar, in immediate packings of a net content <= 1 kg					
This code is currently:		USED *1			NOT USED ANY MORE		
Unit: MT	Trade partners					Tariff rates for imports from the US *2	Notes
	BELGIUM	GERMANY	EU25 EXTRA	EU25 INTRA	US		
2005	1,315	900	2,927	29,021	171	20.8%	*3
2004							
2003							
2002							
2001							
2000							
1999							
1998							
1997							
1996							
1995							

Notes:
 *1 Until 2004, this product had more detailed classification codes at the CN 8-digit level: 20086061 and 20086069. See the next two tables.
 *2 The tariff rates are as of January 1 of each year.
 *3 (For 2008606010) Regulation/Decision R1810/04; (For 2008606090) Regulation/Decision R1810/04 / Nomenclature group(s) "Special incentive arrangement - Labour rights (GSP)". For the descriptions of these TARIC 10-digit codes, see table 7.

Table 3.42. EU25 Imports of Sour cherries, Prepared or preserved, With sugar but no spirit, Net content <= 1kg (20086061)

20086061		Sour cherries 'Prunus cerasus', prepared or preserved, containing no spirit but with added sugar, in immediate packings of a net content <= 1 kg						
This code is currently:		USED			NOT USED ANY MORE *1			
Unit: MT	Trade partners					Tariff rates for imports from the US *2	Notes	
	BELGIUM	GERMANY	EU25 EXTRA	EU25 INTRA	US			
2005								
2004	1,346	2,862	4,251	31,474	18	20.8%	*3	
2003	860	678	3,259	27,985		20.8%	*3	
2002	1,052	818	729	28,087	39	20.8%	*3	
2001	593	404	2,647	18,650	290	20.8%	*3, *4	
2000	300	366	1,753	13,705	142	21.7%	*4, *5	
1999	562	332	2,597	13,803	80	22.5%	*6, *7	
1998	864	505	2,494	13,250	296	23.4%	*7, *8	
1997	1,186	699	4,532	12,149	20	24.3%	*7, *9	
1996	806	1,157	3,211	12,995	1	25.1%	*10, *11	
1995	681	2,158	1,191	17,514	35	24%2ADSZ0%	*11, *12	

Notes:

*1 At the CN 8-digit level, this code and 20086069 were combined into 20086060 (Cherries, prepared or preserved, containing no spirit but with added sugar, in immediate packings of a net content <= 1 kg) in 2005.

*2 The tariff rates are as of January 1 of each year.

*3 Regulation/Decision R2204/99.

*4 Restrictions "Entry into free circulation (prior surveillance) (erga omnes): Regulation/Decision R0012/99; Footnote CD020".

*5 Regulation/Decision R2261/98.

*6 Regulation/Decision R2086/97; "Countervailing charge: Regulation/Decision R0879/98; Footnote CD064".

*7 Restrictions "Entry into free circulation (prior surveillance) (erga omnes): Regulation/Decision R2201/96; Footnote CD020".

*8 Regulation/Decision R1734/96; "Countervailing charge: Regulation/Decision R0769/97; Footnote CD064".

*9 Regulation/Decision R1035/96; "Countervailing charge: Regulation/Decision R0851/96; Footnote TM397".

*10 Regulation/Decision R1359/95; "Countervailing charge: Regulation/Decision R1031/95; Footnote TM397".

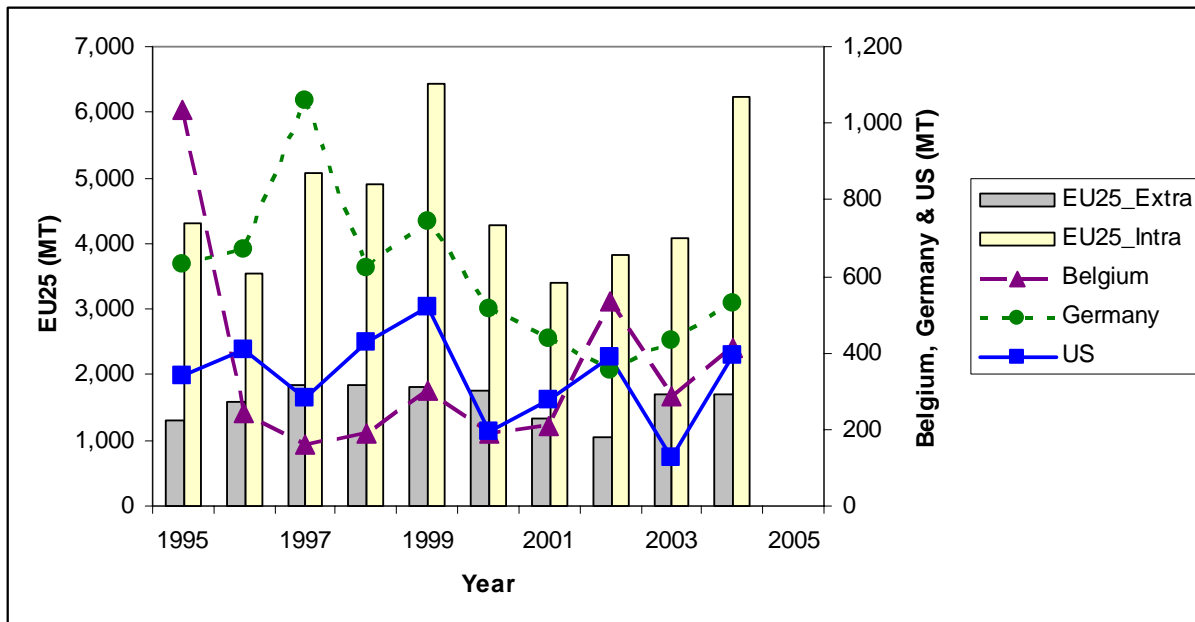
*11 Restrictions "Entry into free circulation (prior surveillance) (erga omnes): Regulation/Decision R0426/86; Footnote TM289".

*12 Regulation/Decision R2658/87; "Countervailing charge: Regulation/Decision R0426/86".

Table 3.43. EU25 Imports of Cherries (excl. sour cherries), Prepared or preserved, With sugar but no spirit, Net content <= 1kg (20086069)

20086069	Cherries, prepared or preserved, containing no spirit but with added sugar, in immediate packings of a net content <= 1 kg (excl. sour cherries 'Prunus cerasus')		
This code is currently:	USED	NOT USED ANY MORE *1	

Unit: MT	Trade partners					Tariff rates for imports from the US *2	Notes
	BELGIUM	GERMANY	EU25 EXTRA	EU25 INTRA	US		
2005							
2004	413	531	1,702	6,222	394	20.8%	*3
2003	287	434	1,707	4,080	126	20.8%	*3
2002	532	353	1,039	3,831	390	20.8%	*3
2001	207	437	1,340	3,388	278	20.8%	*3, *4
2000	191	516	1,764	4,272	193	21.7%	*4, *5
1999	299	742	1,813	6,426	519	22.5%	*6, *7
1998	187	621	1,856	4,913	430	23.4%	*7, *8
1997	159	1,059	1,842	5,060	284	24.3%	*7, *9
1996	244	672	1,597	3,539	407	25.1%	*10, *11
1995	1,033	633	1,303	4,302	341	24%2ADSZ0%	*11, *12



Notes:

*1 At the CN 8-digit level, this code and 20086061 were combined into 20086060 (Cherries, prepared or preserved, containing no spirit but with added sugar, in immediate packings of a net content <= 1 kg) in 2005.

*2 The tariff rates are as of January 1 of each year.

*3 Regulation/Decision R2204/99.

*4 Restrictions "Entry into free circulation (prior surveillance) (erga omnes): Regulation/Decision R0012/99; Footnote CD020".

*5 Regulation/Decision R2261/98.

*6 Regulation/Decision R2086/97; "Countervailing charge: Regulation/Decision R0879/98; Footnote CD064".

*7 Restrictions "Entry into free circulation (prior surveillance) (erga omnes): Regulation/Decision R2201/96; Footnote CD020".

*8 Regulation/Decision R1734/96; "Countervailing charge: Regulation/Decision R0769/97; Footnote CD064".

*9 Regulation/Decision R1035/96; "Countervailing charge: Regulation/Decision R0851/96; Footnote TM397".

*10 Regulation/Decision R1359/95; "Countervailing charge: Regulation/Decision R1031/95; Footnote TM397".

*11 Restrictions "Entry into free circulation (prior surveillance) (erga omnes): Regulation/Decision R0426/86; Footnote TM289".

*12 Regulation/Decision R2658/87; "Countervailing charge: Regulation/Decision R0426/86".

Table 3.44. EU25 Imports of Cherries, Prepared or preserved, With no spirit or sugar, Net content >= 4,5kg (**20086070**)

20086070		Cherries, prepared or preserved, not containing added spirit or added sugar, in immediate packings of a net content >= 4,5 kg					
This code is currently:		USED *1			NOT USED ANY MORE		
Unit: MT	Trade partners					Tariff rates for imports from the US *2	Notes
	BELGIUM	GERMANY	EU25 EXTRA	EU25 INTRA	US		
2005	954	245	538	4,424	1	18.4%	*3
2004							
2003							
2002							
2001							
2000							
1999							
1998							
1997							
1996							
1995							

Notes:
 *1 Until 2004, this product had more detailed classification codes at the CN 8-digit level: 20086071 and 20086079. See the next two tables.
 *2 The tariff rates are as of January 1 of each year.
 *3 (For 2008607010) Regulation/Decision R1810/04; (For 2008607090) Regulation/Decision R1810/04 / Nomenclature group(s) "Special incentive arrangement - Labour rights (GSP)". For the descriptions of these TARIC 10-digit codes, see table 7.

Table 3.45. EU25 Imports of Sour cherries, Prepared or preserved, With no spirit or sugar, Net content >= 4,5kg (20086071)

20086071		Sour cherries 'Prunus cerasus', prepared or preserved, in immediate packings of a net content >= 4,5 kg (excl. added spirit or sugar)						
This code is currently:		USED			NOT USED ANY MORE *1			
Unit: MT	Trade partners					Tariff rates for imports from the US *2	Notes	
	BELGIUM	GERMANY	EU25 EXTRA	EU25 INTRA	US			
2005								
2004	855	49	87	2,125		18.4%	*3	
2003	252	195	124	1,467		18.4%	*3	
2002	832	183	16	2,230		18.4%	*3	
2001	410	64	54	1,189		18.4%	*3, *4	
2000	287	610	41	1,516		19.2%	*4, *5	
1999	611	146	27	1,487	0	19.9%	*6, *7	
1998	412	91	44	948		20.7%	*7, *8	
1997	281	511	13	1,377		21.5%	*7, *9	
1996	465	308	248	1,466		22.2%	*10, *11	
1995	429	149	167	1,234		23%	*11, *12	

Notes:

*1 At the CN 8-digit level, this code and 20086079 were combined into 20086070 (Cherries, prepared or preserved, not containing added spirit or added sugar, in immediate packings of a net content >= 4,5 kg) in 2005.

*2 The tariff rates are as of January 1 of each year.

*3 Regulation/Decision R2204/99.

*4 Restrictions "Entry into free circulation (prior surveillance) (erga omnes): Regulation/Decision R0012/99; Footnote CD020".

*5 Regulation/Decision R2261/98.

*6 Regulation/Decision R2086/97; "Countervailing charge: Regulation/Decision R0879/98; Footnote CD064".

*7 Restrictions "Entry into free circulation (prior surveillance) (erga omnes): Regulation/Decision R2201/96; Footnote CD020".

*8 Regulation/Decision R1734/96; "Countervailing charge: Regulation/Decision R0769/97; Footnote CD064".

*9 Regulation/Decision R1035/96; "Countervailing charge: Regulation/Decision R0851/96; Footnote TM397".

*10 Regulation/Decision R1359/95; "Countervailing charge: Regulation/Decision R1031/95; Footnote TM397".

*11 Restrictions "Entry into free circulation (prior surveillance) (erga omnes): Regulation/Decision R0426/86; Footnote TM289".

*12 Regulation/Decision R2658/87; "Countervailing charge: Regulation/Decision R0426/86".

Table 3.46. EU25 Imports of Cherries (excl. sour cherries), Prepared or preserved, With no spirit or sugar, Net content >= 4,5kg (20086079)

20086079		Cherries, prepared or preserved, in immediate packings of a net content >= 4,5 kg (excl. added spirit or sugar and sour cherries 'Prunus cerasus')						
This code is currently:		USED			NOT USED ANY MORE *1			
Unit: MT	Trade partners					Tariff rates for imports from the US *2	Notes	
	BELGIUM	GERMANY	EU25 EXTRA	EU25 INTRA	US			
2005								
2004	126	25	6	1,084		18.4%	*3	
2003	184	21	28	850	23	18.4%	*3	
2002	4	12	61	479	50	18.4%	*3	
2001	27	31	34	462		18.4%	*3, *4	
2000	5	48	0	438		19.2%	*4, *5	
1999	1	2,265	0	2,781		19.9%	*6, *7	
1998	12	85		659		20.7%	*7, *8	
1997	16	89	117	358		21.5%	*7, *9	
1996	2	134	0	371		22.2%	*10, *11	
1995	11	118	23	423	22	23%	*11, *12	

Notes:

*1 At the CN 8-digit level, this code and 20086071 were combined into 20086070 (Cherries, prepared or preserved, not containing added spirit or added sugar, in immediate packings of a net content >= 4,5 kg) in 2005.

*2 The tariff rates are as of January 1 of each year.

*3 Regulation/Decision R2204/99.

*4 Restrictions "Entry into free circulation (prior surveillance) (erga omnes): Regulation/Decision R0012/99; Footnote CD020".

*5 Regulation/Decision R2261/98.

*6 Regulation/Decision R2086/97; "Countervailing charge: Regulation/Decision R0879/98; Footnote CD064".

*7 Restrictions "Entry into free circulation (prior surveillance) (erga omnes): Regulation/Decision R2201/96; Footnote CD020".

*8 Regulation/Decision R1734/96; "Countervailing charge: Regulation/Decision R0769/97; Footnote CD064".

*9 Regulation/Decision R1035/96; "Countervailing charge: Regulation/Decision R0851/96; Footnote TM397".

*10 Regulation/Decision R1359/95; "Countervailing charge: Regulation/Decision R1031/95; Footnote TM397".

*11 Restrictions "Entry into free circulation (prior surveillance) (erga omnes): Regulation/Decision R0426/86; Footnote TM289".

*12 Regulation/Decision R2886/89; "Countervailing charge: Regulation/Decision R0426/86".

Table 3.47. EU25 Imports of Cherries, Prepared or preserved, With no spirit or sugar, Net content < 4,5kg (**20086090**)

20086090		Cherries, prepared or preserved, not containing added spirit or added sugar, in immediate packings of a net content < 4,5 kg					
This code is currently:		USED *1			NOT USED ANY MORE		
Unit: MT	Trade partners					Tariff rates for imports from the US *2	Notes
	BELGIUM	GERMANY	EU25 EXTRA	EU25 INTRA	US		
2005	554	178	1,918	3,704	431	18.4%	*3
2004							
2003							
2002							
2001							
2000							
1999							
1998							
1997							
1996							
1995							

Notes:
 *1 Until 2004, this product had more detailed classification codes at the CN 8-digit level: 20086091 and 20086099. See the next two tables.
 *2 The tariff rates are as of January 1 of each year.
 *3 (For 2008609010) Regulation/Decision R1810/04; (For 2008609090) Regulation/Decision R1810/04 / Nomenclature group(s) "Special incentive arrangement - Labour rights (GSP)". For the descriptions of these TARIC 10-digit codes, see table 7.

Table 3.48. EU25 Imports of Sour cherries, Prepared or preserved, With no spirit or sugar, Net content < 4,5kg (20086091)

20086091		Sour cherries 'Prunus cerasus', prepared or preserved, in immediate packings of a net content < 4,5 kg (excl. added spirit or sugar)						
This code is currently:		USED			NOT USED ANY MORE *1			
Unit: MT	Trade partners					Tariff rates for imports from the US *2	Notes	
	BELGIUM	GERMANY	EU25 EXTRA	EU25 INTRA	US			
2005								
2004	637	219	784	2,349	152	18.4%	*3	
2003	728	21	1,156	1,687	363	18.4%	*3	
2002	746	145	951	2,604	291	18.4%	*3	
2001	540	10	1,249	1,433	379	18.4%	*3, *4	
2000	740	16	1,804	2,213	525	19.2%	*4, *5	
1999	603	154	2,286	1,313	793	19.9%	*6, *7	
1998	798	138	2,046	1,814	962	20.7%	*7, *8	
1997	997	352	2,326	2,095	998	21.5%	*7, *9	
1996	719	311	2,297	2,122	1,199	22.2%	*10, *11	
1995	728	235	2,136	2,109	1,079	23%	*11, *12	

Notes:

*1 At the CN 8-digit level, this code and 20086099 were combined into 20086090 (Cherries, prepared or preserved, not containing added spirit or added sugar, in immediate packings of a net content < 4,5 kg) in 2005.

*2 The tariff rates are as of January 1 of each year.

*3 Regulation/Decision R2204/99.

*4 Restrictions "Entry into free circulation (prior surveillance) (erga omnes): Regulation/Decision R0012/99; Footnote CD020".

*5 Regulation/Decision R2261/98.

*6 Regulation/Decision R2086/97; "Countervailing charge: Regulation/Decision R0879/98; Footnote CD064".

*7 Restrictions "Entry into free circulation (prior surveillance) (erga omnes): Regulation/Decision R2201/96; Footnote CD020".

*8 Regulation/Decision R1734/96; "Countervailing charge: Regulation/Decision R0769/97; Footnote CD064".

*9 Regulation/Decision R1035/96; "Countervailing charge: Regulation/Decision R0851/96; Footnote TM397".

*10 Regulation/Decision R1359/95; "Countervailing charge: Regulation/Decision R1031/95; Footnote TM397".

*11 Restrictions "Entry into free circulation (prior surveillance) (erga omnes): Regulation/Decision R0426/86; Footnote TM289".

*12 Regulation/Decision R2658/87; "Countervailing charge: Regulation/Decision R0426/86".

Table 3.49. EU25 Imports of Cherries (excl. sour cherries), Prepared or preserved, With no spirit or sugar, Net content < 4,5kg (20086099)

20086099		Cherries, prepared or preserved, in immediate packings of a net content < 4,5 kg (excl. added spirit or sugar and sour cherries 'Prunus cerasus')						
This code is currently:		USED			NOT USED ANY MORE *1			
Unit: MT	Trade partners					Tariff rates for imports from the US *2	Notes	
	BELGIUM	GERMANY	EU25 EXTRA	EU25 INTRA	US			
2005								
2004	10	24	111	537	18	18.4%	*3	
2003	14	113	59	646	36	18.4%	*3	
2002	5	17	139	434	54	18.4%	*3	
2001	24	40	105	542	84	18.4%	*3, *4	
2000	28	16	227	378	167	19.2%	*4, *5	
1999	62	10	164	307	120	19.9%	*6, *7	
1998	55	14	168	358	139	20.7%	*7, *8	
1997	81	99	222	346	158	21.5%	*7, *9	
1996	21	71	291	251	275	22.2%	*10, *11	
1995	18	50	370	316	322	23%	*11, *12	

Notes:

*1 At the CN 8-digit level, this code and 20086091 were combined into 20086090 (Cherries, prepared or preserved, not containing added spirit or added sugar, in immediate packings of a net content < 4,5 kg) in 2005.

*2 The tariff rates are as of January 1 of each year.

*3 Regulation/Decision R2204/99.

*4 Restrictions "Entry into free circulation (prior surveillance) (erga omnes): Regulation/Decision R0012/99; Footnote CD020".

*5 Regulation/Decision R2261/98.

*6 Regulation/Decision R2086/97; "Countervailing charge: Regulation/Decision R0879/98; Footnote CD064".

*7 Restrictions "Entry into free circulation (prior surveillance) (erga omnes): Regulation/Decision R2201/96; Footnote CD020".

*8 Regulation/Decision R1734/96; "Countervailing charge: Regulation/Decision R0769/97; Footnote CD064".

*9 Regulation/Decision R1035/96; "Countervailing charge: Regulation/Decision R0851/96; Footnote TM397".

*10 Regulation/Decision R1359/95; "Countervailing charge: Regulation/Decision R1031/95; Footnote TM397".

*11 Restrictions "Entry into free circulation (prior surveillance) (erga omnes): Regulation/Decision R0426/86; Footnote TM289".

*12 Regulation/Decision R2658/87; "Countervailing charge: Regulation/Decision R0426/86".

Table 3.50. EU25 Imports of Cherry juice, Unfermented, Brix <= 67, Value > 30 Euro/100kg, Sugar added, No spirit (**20098071**)

20098071		Cherry juice, unfermented, Brix value <= 67 at 20°C, value of > 30 Euro per 100 kg net weight, containing added sugar (excl. containing spirit)					
This code is currently:		USED			NOT USED ANY MORE		
Unit: MT	Trade partners					Tariff rates for imports from the US *1	Notes
	BELGIUM	GERMANY	EU25 EXTRA	EU25 INTRA	US		
2005	25	687	4,936	5,950	20	16.8%	*2
2004	81	916	3,130	4,968	17	16.8%	*2
2003	20	868	6,297	3,328	10	16.8%	*2
2002	62	766	2,839	2,776	9	16.8%	*2
2001	27	1,337	3,945	3,978	41	16.8%	*2, *3
2000	13	982	2,336	3,292	15	17.5%	*3, *4
1999	24	410	4,493	1,829	19	18.2%	*3, *5, *6
1998		282	2,919	2,129	210	18.9%	*6, *7, *8
1997	16	300	5,212	1,763	64	19.6%	*6, *7, *9
1996	1	143	2,502	1,160	1	20.3%	*7, *10, *11
1995	32	281	1,467	2,969	0	21%	*7, *11, *12

Notes:

*1 The tariff rates are as of January 1 of each year.

*2 Regulation/Decision R2204/99.

*3 Description of the code: Cherry juice, unfermented and not containing added spirit, of a density not exceeding 1,33 g/cm3 at 20°C, of a value exceeding 30 Euro per 100 kg net weight, containing added sugar.

*4 Regulation/Decision R2261/98.

*5 Regulation/Decision R2086/97.

*6 Restrictions "Entry into free circulation (prior surveillance) (erga omnes): Regulation/Decision R2201/96; Footnote CD020".

*7 Description of the code: Cherry juice, unfermented and not containing added spirit, of a density not exceeding 1,33 g/cm3 at 20°C, of a value exceeding 30 ECU per 100 kg net weight, containing added sugar.

*8 Regulation/Decision R1734/96.

*9 Regulation/Decision R1035/96.

*10 Regulation/Decision R1359/95.

*11 Restrictions "Entry into free circulation (prior surveillance) (erga omnes): Regulation/Decision R1838/86; Footnote TM289".

*12 Regulation/Decision R2658/87.

Table 3.51. EU25 Imports of Cherry juice, Unfermented, Brix <= 67, No sugar or spirit (20098096)

20098096	Cherry juice, unfermented, Brix value <= 67 at 20°C (excl. containing added sugar or containing spirit)							
This code is currently:	USED				NOT USED ANY MORE			
Unit: MT	Trade partners					Tariff rates for imports from the US *1	Notes	
	BELGIUM	GERMANY	EU25 EXTRA	EU25 INTRA	US			
2005	127	3,340	2,392	8,237	316	17.6%	*2	
2004	144	1,752	800	7,973	103	17.6%	*2	
2003	85	1,897	2,144	7,023	48	17.6%	*2	
2002	135	1,327	619	6,912	28	17.6%	*2	
2001	182	328	652	4,182	0	17.6%	*2, *3	
2000	68	380	589	3,136		18.3%	*3, *4	
1999	74	674	952	2,514	22	19.1%	*3, *5, *6	
1998	230	845	658	3,827	148	19.8%	*3, *6, *7	
1997	291	456	934	3,112	126	20.5%	*3, *6, *8	
1996	112	597	991	1,746	41	21.3%	*3, *9, *10	
1995	98	564	552	3,553	175	22%	*3, *10, *11	

Notes:

*1 The tariff rates are as of January 1 of each year.

*2 Regulation/Decision R2204/99.

*3 Description of the code: Cherry juice, unfermented and not containing added spirit, of a density not exceeding 1,33 g/cm3 at 20°C, not containing added sugar.

*4 Regulation/Decision R2261/98.

*5 Regulation/Decision R2086/97.

*6 Restrictions "Entry into free circulation (prior surveillance) (erga omnes): Regulation/Decision R2201/96; Footnote CD020".

*7 Regulation/Decision R1734/96.

*8 Regulation/Decision R1035/96.

*9 Regulation/Decision R1359/95.

*10 Restrictions "Entry into free circulation (prior surveillance) (erga omnes): Regulation/Decision R1838/86; Footnote TM289".

*11 Regulation/Decision R2551/93.

Table 3.52. EU25 Exports of Fresh sour cherries (**08092005**)

08092005		Fresh sour cherries "Prunus cerasus"				
This code is currently:		USED			NOT USED ANY MORE	
Unit: MT	Trade partners					Notes
	BELGIUM	GERMANY	EU25 EXTRA	EU25 INTRA	US	
2005	1,413	11,254	1,332	20,089		
2004	3,099	22,384	1,536	38,675		
2003	3,816	20,470	936	34,995	0	
2002	2,279	20,386	538	32,089		
2001	4,849	30,934	574	47,345	0	
2000	4,264	27,681	1,046	44,920		
1999	3,052	22,448	459	34,910		
1998	1,394	1,700	284	7,401		
1997						
1996						
1995						

Year	EU25_Extra (MT)	EU25_Intra (MT)	Belgium (MT)	Germany (MT)	US (MT)
1995	0	0	0	0	0
1996	0	0	0	0	0
1997	0	0	0	0	0
1998	0	7,401	1,394	1,700	0
1999	0	34,910	3,052	22,448	0
2000	0	44,920	4,264	27,681	0
2001	0	47,345	4,849	30,934	0
2002	0	32,089	2,279	20,386	0
2003	0	34,995	3,816	20,470	0
2004	0	38,675	3,099	22,384	0
2005	0	20,089	1,413	11,254	0

Notes:

Table 3.53. EU25 Exports of Fresh cherries (excl. sour cherries) (**08092095**)

08092095		Fresh cherries (excl. sour cherries "Prunus cerasus")					
This code is currently:		USED			NOT USED ANY MORE		
Unit: MT	Trade partners					Notes	
	BELGIUM	GERMANY	EU25 EXTRA	EU25 INTRA	US		
2005	6,641	32,408	10,249	70,792	0		
2004	5,499	28,733	13,365	68,312			
2003	3,714	27,493	7,925	60,011			
2002	3,635	25,721	4,222	55,862	0		
2001	2,963	20,462	3,583	49,937	1		
2000	4,020	23,592	3,137	57,921	0		
1999	3,373	27,454	2,335	58,553	0		
1998	2,345	15,444	1,094	36,958			
1997							
1996							
1995							

Year	EU25_Extra (MT)	EU25_Intra (MT)	Belgium (MT)	Germany (MT)	US (MT)
1995	0	0	0	0	0
1996	0	0	0	0	0
1997	0	0	0	0	0
1998	0	36,958	2,345	15,444	0
1999	0	58,553	3,373	27,454	0
2000	0	57,921	4,020	23,592	0
2001	1	49,937	2,963	20,462	0
2002	0	55,862	3,635	25,721	0
2003	0	60,011	3,714	27,493	0
2004	0	68,312	5,499	28,733	0
2005	0	70,792	6,641	32,408	0

Notes:

Table 3.54. EU25 Exports of Sour cherries, Frozen, No sugar (**08119075**)

08119075		Sour cherries "Prunus cerasus", whether or not boiled or steamed, frozen, not containing sugar or other sweetening matter				
This code is currently:		USED		NOT USED ANY MORE		
Unit: MT	Trade partners					Notes
	BELGIUM	GERMANY	EU25 EXTRA	EU25 INTRA	US	
2005	5,699	39,870	11,733	74,439	537	
2004	5,129	39,399	8,652	69,262	739	
2003	6,030	40,018	4,830	73,190	624	
2002	5,999	35,546	9,095	68,119	3,133	
2001	5,630	39,341	2,014	69,137	18	
2000	5,264	37,328	2,107	71,900	44	
1999	3,870	28,449	1,834	51,383	23	
1998	669	4,469	120	13,088		
1997	697	4,985	75	13,131		
1996	657	5,595	84	13,997		
1995	2,218	5,661	71	14,487		

Year	EU25_Extra (MT)	EU25_Intra (MT)	Belgium (MT)	Germany (MT)	US (MT)
1995	2,218	14,487	657	5,661	71
1996	697	13,131	4,985	5,595	84
1997	669	13,088	4,469	5,264	44
1998	120	13,088	4,469	5,138	23
1999	1,834	51,383	3,870	28,449	18
2000	2,107	71,900	5,264	37,328	18
2001	2,014	69,137	5,630	39,341	18
2002	9,095	68,119	5,999	35,546	18
2003	4,830	73,190	6,030	40,018	18
2004	8,652	69,262	5,129	39,399	18
2005	11,733	74,439	5,699	39,870	18

Notes:

Table 3.55. EU25 Exports of Cherries, Frozen, No sugar (excl. sour cherries) (08119080)

08119080		Cherries, whether or not boiled or steamed, frozen, not containing added sugar or other sweetening matter (excl. sour cherries "Prunus cerasus")					
This code is currently:		USED			NOT USED ANY MORE		
Unit: MT	Trade partners					Notes	
	BELGIUM	GERMANY	EU25 EXTRA	EU25 INTRA	US		
2005	232	2,728	1,187	6,709	463		
2004	151	2,889	1,516	6,823	774		
2003	344	3,019	1,425	8,413	545		
2002	253	2,406	847	6,645	245		
2001	285	2,924	536	6,249	2		
2000	736	3,909	642	10,271	1		
1999	609	1,942	378	7,431	11		
1998	336	1,939	199	5,951			
1997	350	2,850	299	6,406			
1996	448	2,869	428	6,587	6		
1995	320	2,313	413	6,001			

Notes:

Table 3.56. EU25 Exports of Cherries, Provisionally preserved, Inedible (**08121000**)

08121000		Cherries, provisionally preserved, e.g. by sulphur dioxide gas, in brine, in sulphur water or in other preservative solutions, but unsuitable in that state for immediate consumption					
This code is currently:		USED			NOT USED ANY MORE		
Unit: MT	Trade partners					Notes	
	BELGIUM	GERMANY	EU25 EXTRA	EU25 INTRA	US		
2005	72	218	9,101	4,055	1,552		
2004	79	374	9,066	5,717	1,510		
2003	119	418	8,901	6,121	2,317		
2002	62	314	8,571	6,875	2,298		
2001	123	548	8,427	7,007	1,551		
2000	127	1,053	10,182	9,523	2,530		
1999	27	885	9,108	9,341	1,553		
1998	27	1,144	9,847	11,688	1,931		
1997	58	869	9,303	8,552	2,444		
1996	49	457	11,518	7,191	2,869		
1995	33	498	10,674	6,068	1,420		

Notes:

Table 3.57. EU25 Exports of Cherries, Preserved by sugar (20060031)

20060031		Cherries, with a sugar content of > 13%, preserved by sugar, drained, glacé or crystallized					Notes
This code is currently:		USED		NOT USED ANY MORE			
Unit:	Trade partners					Notes	
MT	BELGIUM	GERMANY	EU25 EXTRA	EU25 INTRA	US		
2005	31	936	1,968	9,804	14		
2004	37	1,919	2,321	10,740	123		
2003	181	843	1,908	9,178	226		
2002	85	803	1,801	7,995	210		
2001	69	881	1,910	8,470	291		
2000	65	810	1,898	9,107	159		
1999	71	834	1,803	10,135	2		
1998	85	853	1,811	10,325	2		
1997	80	868	2,157	10,269	221		
1996	118	974	2,245	10,529	2		
1995	114	867	2,554	10,693	7		

Notes:

Table 3.58. EU25 Exports of Cherry jams etc., with sugar > 30% (**20079931**)

20079931		Cherry jams, jellies, marmalades, purées or pastes, obtained by cooking, with sugar content of > 30% by weight (excl. homogenised preparations of subheading 2007.10)					Notes
This code is currently:		USED			NOT USED ANY MORE		
Unit: MT	Trade partners					Notes	
	BELGIUM	GERMANY	EU25 EXTRA	EU25 INTRA	US		
2005	869	2,501	2,247	9,662	492		
2004	1,627	2,870	3,377	12,587	706		
2003	1,239	2,141	3,025	11,967	911		
2002	675	2,267	3,147	9,665	732		
2001	843	2,506	3,022	9,762	728		
2000	911	2,695	2,807	9,475	833		
1999	863	3,300	2,530	8,644	538		
1998	1,423	3,490	2,312	8,529	379		
1997	1,619	3,665	2,251	8,900	374		
1996	1,696	4,161	2,048	10,217	408		
1995	1,859	3,559	1,784	9,588	414		

Notes:

Table 3.59. EU25 Exports of Cherries, Prepared or preserved, with sugar > 9% and alcohol <= 11,85% (20086011)

20086011		Cherries, prepared or preserved, containing added spirit, with sugar content of > 9% and actual alcoholic strength of <= 11,85% mas					
This code is currently:		USED			NOT USED ANY MORE		
Unit: MT	Trade partners					Notes	
	BELGIUM	GERMANY	EU25 EXTRA	EU25 INTRA	US		
2005	30	294	112	435	14		
2004	22	138	84	241	17		
2003	39	99	119	217	16		
2002	34	23	72	158	8		
2001	36	23	84	153	11		
2000	32	149	115	271	17		
1999	42	4	123	149	39		
1998	49	4	147	128	29		
1997	50	4	76	173	8		
1996	36	112	76	269	22		
1995	33	1	52	145	4		

Notes:

Table 3.60. EU25 Exports of Cherries, Prepared or preserved, with sugar > 9% and alcohol > 11,85% (20086019)

20086019		Cherries, prepared or preserved, containing added spirit, with sugar content of > 9% and actual alcoholic strength of > 11,85% mas					
This code is currently:		USED			NOT USED ANY MORE		
Unit: MT	Trade partners					Notes	
	BELGIUM	GERMANY	EU25 EXTRA	EU25 INTRA	US		
2005	55	1,537	834	3,685	35		
2004	23	1,144	1,011	3,986	19		
2003	26	1,855	1,149	4,684	19		
2002	13	1,647	379	4,331	88		
2001	18	979	279	3,795	21		
2000	23	1,207	251	3,624	24		
1999	21	870	163	4,132	18		
1998	55	1,144	88	3,783	13		
1997	28	1,085	102	4,128	14		
1996	28	1,239	112	3,142	11		
1995	191	851	131	3,010	17		

Year	EU25_Intra (MT)	EU25_Extra (MT)	Belgium (MT)	Germany (MT)	US (MT)
1995	3010	131	191	851	17
1996	3142	112	28	1239	11
1997	4128	102	28	1085	14
1998	3783	88	55	1144	13
1999	4132	163	21	870	18
2000	3624	251	23	1207	24
2001	3795	279	18	979	21
2002	4331	379	13	1647	88
2003	4684	1149	26	1855	19
2004	3986	1011	23	1144	19
2005	3685	834	55	1537	35

Notes:

Table 3.61. EU25 Exports of Cherries, Prepared or preserved, with sugar <= 9% and alcohol <= 11,85% (20086031)

20086031		Cherries, prepared or preserved, containing added spirit, with actual alcoholic strength <= 11,85% mas (excl. sugar content > 9%)				
This code is currently:		USED		NOT USED ANY MORE		
Unit: MT	Trade partners					Notes
	BELGIUM	GERMANY	EU25 EXTRA	EU25 INTRA	US	
2005		0	21	165		
2004			1	68	0	
2003			2	7		
2002			1	6		
2001			1	1		
2000				0		
1999		0		0		
1998	0	0		0		
1997		0	1	0		
1996	0	0		60		
1995		0		0		

Notes:

Table 3.62. EU25 Exports of Cherries, Prepared or preserved, with sugar <= 9% and alcohol > 11,85% (20086039)

20086039		Cherries, prepared or preserved, containing added spirit, with actual alcoholic strength of > 11,85% mas (excl. sugar content of > 9%)					
This code is currently:		USED			NOT USED ANY MORE		
Unit: MT	Trade partners					Notes	
	BELGIUM	GERMANY	EU25 EXTRA	EU25 INTRA	US		
2005	33	31	307	844	1		
2004	108	26	154	296			
2003	35	165	137	379			
2002	49	781	447	1,151	1		
2001	54	962	97	1,255	1		
2000	111	718	60	2,572	19		
1999	128	759	44	1,725	3		
1998	169	665	17	1,128	1		
1997	96	712	17	1,360	1		
1996	29	873	61	1,386	13		
1995	60	836	142	1,148	5		

Year	EU25_Extra	EU25_Intra	Belgium	Germany	US
1995	142	1148	60	836	5
1996	61	1386	29	873	13
1997	17	1360	96	712	1
1998	17	1128	169	665	1
1999	44	1725	128	759	3
2000	60	2572	111	718	19
2001	97	1255	54	962	1
2002	447	1151	49	781	1
2003	137	379	35	165	
2004	154	296	108	26	
2005	307	844	33	31	1

Notes:

Table 3.63. EU25 Exports of Cherries, Prepared or preserved, With sugar but no spirit, Net content > 1kg (**20086050**)

20086050		Cherries, prepared or preserved, containing no spirit but with added sugar, in immediate packings of a net content > 1 kg				
This code is currently:		USED *1			NOT USED ANY MORE	
Unit: MT	Trade partners					Notes
	BELGIUM	GERMANY	EU25 EXTRA	EU25 INTRA	US	
2005	667	7,807	2,491	19,400	62	
2004						
2003						
2002						
2001						
2000						
1999						
1998						
1997						
1996						
1995						

Notes:
*1 Until 2004, this product had more detailed classification codes: 20086051 and 20086059. See the next two tables.

Table 3.64. EU25 Exports of Sour cherries, Prepared or preserved, With sugar but no spirit, Net content > 1kg (20086051)

20086051		Sour cherries 'Prunus cerasus', prepared or preserved, containing no spirit but with added sugar, in immediate packings of a net content of > 1 kg					
This code is currently:		USED			NOT USED ANY MORE *1		
Unit: MT	Trade partners					Notes	
	BELGIUM	GERMANY	EU25 EXTRA	EU25 INTRA	US		
2005							
2004	458	5,910	961	14,593	32		
2003	399	3,910	910	12,134	12		
2002	308	3,179	870	11,465	99		
2001	271	3,079	639	10,999	21		
2000	431	3,649	908	8,962	30		
1999	278	3,992	1,243	12,177	32		
1998	414	2,559	1,084	9,275	15		
1997	346	2,499	914	7,181	14		
1996	358	2,126	896	5,344	10		
1995	384	1,657	322	4,694	10		

Notes:
*1 This code and 20086059 were combined into 20086050 (Cherries, prepared or preserved, containing no spirit but with added sugar, in immediate packings of a net content > 1 kg) in 2005.

Table 3.65. EU25 Exports of Cherries (excl. sour cherries), Prepared or preserved, With sugar but no spirit, Net content > 1kg (20086059)

20086059		Cherries, prepared or preserved, containing no spirit but with added sugar, in immediate packings of a net content > 1 kg (excl. sour cherries 'Prunus cerasus')				
This code is currently:		USED			NOT USED ANY MORE *1	
Unit: MT	Trade partners					Notes
	BELGIUM	GERMANY	EU25 EXTRA	EU25 INTRA	US	
2005						
2004	323	913	788	5,401	5	
2003	236	1,092	445	4,593	19	
2002	185	1,211	533	8,259	15	
2001	208	1,100	830	7,799	4	
2000	159	485	921	4,369	4	
1999	194	451	655	4,676	10	
1998	117	458	950	5,200	32	
1997	203	461	1,228	5,305	4	
1996	328	325	911	4,870	5	
1995	303	291	525	4,544	4	

Notes:
 *1 This code and 20086051 were combined into 20086050 (Cherries, prepared or preserved, containing no spirit but with added sugar, in immediate packings of a net content > 1 kg) in 2005.

Table 3.66. EU25 Exports of Cherries, Prepared or preserved, With sugar but no spirit, Net content <= 1kg (**20086060**)

20086060		Cherries, prepared or preserved, containing no spirit but with added sugar, in immediate packings of a net content <= 1 kg				
This code is currently:		USED *1			NOT USED ANY MORE	
Unit: MT	Trade partners					Notes
	BELGIUM	GERMANY	EU25 EXTRA	EU25 INTRA	US	
2005	2,199	25,608	3,784	34,473	376	
2004						
2003						
2002						
2001						
2000						
1999						
1998						
1997						
1996						
1995						

Notes:
*1 Until 2004, this product had more detailed classification codes: 20086061 and 20086069. See the next two tables.

Table 3.67. EU25 Exports of Sour cherries, Prepared or preserved, With sugar but no spirit, Net content <= 1kg (20086061)

20086061		Sour cherries 'Prunus cerasus', prepared or preserved, containing no spirit but with added sugar, in immediate packings of a net content <= 1 kg					
This code is currently:		USED			NOT USED ANY MORE *1		
Unit: MT	Trade partners					Notes	
	BELGIUM	GERMANY	EU25 EXTRA	EU25 INTRA	US		
2005							
2004	1,927	24,789	3,226	33,537	512		
2003	1,539	23,077	2,595	31,019	373		
2002	903	15,686	1,804	21,355	469		
2001	2,438	22,647	2,189	29,930	460		
2000	938	12,630	1,454	16,814	176		
1999	1,318	11,695	1,634	16,039	258		
1998	257	3,501	183	5,321	95		
1997	253	3,955	120	6,442	20		
1996	864	3,007	120	5,897	14		
1995	193	3,616	135	5,324	19		

Notes:
*1 This code and 20086069 were combined into 20086060 (Cherries, prepared or preserved, containing no spirit but with added sugar, in immediate packings of a net content <= 1 kg) in 2005.

Table 3.68. EU25 Exports of Cherries (excl. sour cherries), Prepared or preserved, With sugar but no spirit, Net content <= 1kg (20086069)

20086069		Cherries, prepared or preserved, containing no spirit but with added sugar, in immediate packings of a net content <= 1 kg (excl. sour cherries 'Prunus cerasus')					
This code is currently:		USED			NOT USED ANY MORE *1		
Unit: MT	Trade partners					Notes	
	BELGIUM	GERMANY	EU25 EXTRA	EU25 INTRA	US		
2005							
2004	518	1,208	950	3,660	40		
2003	508	2,200	1,226	4,316	63		
2002	496	1,024	1,219	3,068	48		
2001	325	611	1,950	2,580	42		
2000	526	688	1,709	2,971	32		
1999	646	1,243	1,493	4,310	18		
1998	682	956	1,207	4,113	7		
1997	565	1,059	1,048	3,680	15		
1996	412	792	832	3,457	62		
1995	297	765	905	3,100	4		

Notes:
*1 This code and 20086061 were combined into 20086060 (Cherries, prepared or preserved, containing no spirit but with added sugar, in immediate packings of a net content <= 1 kg) in 2005.

Table 3.69. EU25 Exports of Cherries, Prepared or preserved, With no spirit or sugar, Net content >= 4,5kg (**20086070**)

20086070		Cherries, prepared or preserved, not containing added spirit or added sugar, in immediate packings of a net content >= 4,5 kg				
This code is currently:		USED *1			NOT USED ANY MORE	
Unit: MT	Trade partners					Notes
	BELGIUM	GERMANY	EU25 EXTRA	EU25 INTRA	US	
2005	46	2,522	712	5,455	11	
2004						
2003						
2002						
2001						
2000						
1999						
1998						
1997						
1996						
1995						

Notes:
*1 Until 2004, this product had more detailed classification codes: 20086071 and 20086079. See the next two tables.

Table 3.70. EU25 Exports of Sour cherries, Prepared or preserved, With no spirit or sugar, Net content >= 4,5kg (**20086071**)

20086071		Sour cherries 'Prunus cerasus', prepared or preserved, in immediate packings of a net content >= 4,5 kg (excl. added spirit or sugar)					
This code is currently:		USED			NOT USED ANY MORE *1		
Unit: MT	Trade partners					Notes	
	BELGIUM	GERMANY	EU25 EXTRA	EU25 INTRA	US		
2005							
2004	11	1,763	240	2,930			
2003	31	1,215	260	1,709	1		
2002	31	1,284	237	1,869	1		
2001	296	1,139	132	1,820			
2000	475	229	28	1,077			
1999	4	1,804	39	2,194	0		
1998	3	290	22	763			
1997	33	751	18	1,044	3		
1996	7	202	1	371			
1995	5	687	13	877			

Notes:
*1 This code and 20086079 were combined into 20086070 (Cherries, prepared or preserved, not containing added spirit or added sugar, in immediate packings of a net content >= 4,5 kg) in 2005.

Table 3.71. EU25 Exports of Cherries (excl. sour cherries), Prepared or preserved, With no spirit or sugar, Net content \geq 4,5kg (20086079)

20086079	Cherries, prepared or preserved, in immediate packings of a net content \geq 4,5 kg (excl. added spirit or sugar and sour cherries 'Prunus cerasus')					
This code is currently:	USED			NOT USED ANY MORE *1		
Unit: MT	Trade partners					Notes
	BELGIUM	GERMANY	EU25 EXTRA	EU25 INTRA	US	
2005						
2004	28	1,156	1,369	4,036		
2003	23	432	1,116	514	2	
2002	79	569	1,384	755		
2001	87	45	270	171		
2000	149	448	37	606		
1999	4	173	57	205	0	
1998	47	255	770	431	3	
1997	13	247	120	360	0	
1996	2	4	164	240	0	
1995	54	13	289	346	173	

Notes:
 *1 This code and 20086071 were combined into 20086070 (Cherries, prepared or preserved, not containing added spirit or added sugar, in immediate packings of a net content \geq 4,5 kg) in 2005.

Table 3.72. EU25 Exports of Cherries, Prepared or preserved, With no spirit or sugar, Net content < 4,5kg (**20086090**)

20086090		Cherries, prepared or preserved, not containing added spirit or added sugar, in immediate packings of a net content < 4,5 kg				
This code is currently:		USED *1			NOT USED ANY MORE	
Unit: MT	Trade partners					Notes
	BELGIUM	GERMANY	EU25 EXTRA	EU25 INTRA	US	
2005	25	1,300	540	2,933	7	
2004						
2003						
2002						
2001						
2000						
1999						
1998						
1997						
1996						
1995						

Notes:
*1 Until 2004, this product had more detailed classification codes: 20086091 and 20086099. See the next two tables.

Table 3.73. EU25 Exports of Sour cherries, Prepared or preserved, With no spirit or sugar, Net content < 4,5kg (**20086091**)

20086091		Sour cherries 'Prunus cerasus', prepared or preserved, in immediate packings of a net content < 4,5 kg (excl. added spirit or sugar)					
This code is currently:		USED			NOT USED ANY MORE *1		
Unit: MT	Trade partners					Notes	
	BELGIUM	GERMANY	EU25 EXTRA	EU25 INTRA	US		
2005							
2004	309	1,485	75	2,145	5		
2003	40	1,513	24	1,898	1		
2002	181	1,150	37	1,613	5		
2001	104	564	25	1,447	1		
2000	68	610	53	1,763	0		
1999	116	596	41	1,577			
1998	78	724	15	1,782			
1997	104	1,257	9	2,693			
1996	390	1,320	9	3,050			
1995	215	1,313	30	2,610			

Notes:
 *1 This code and 20086099 were combined into 20086090 (Cherries, prepared or preserved, not containing added spirit or added sugar, in immediate packings of a net content < 4,5 kg) in 2005.

Table 3.74. EU25 Exports of Cherries (excl. sour cherries), Prepared or preserved, With no spirit or sugar, Net content < 4,5kg (20086099)

20086099		Cherries, prepared or preserved, in immediate packings of a net content < 4,5 kg (excl. added spirit or sugar and sour cherries 'Prunus cerasus')				
This code is currently:		USED			NOT USED ANY MORE *1	
Unit: MT	Trade partners					Notes
	BELGIUM	GERMANY	EU25 EXTRA	EU25 INTRA	US	
2005						
2004	0	141	85	201	7	
2003	0	15	90	96	13	
2002	0	14	112	96	15	
2001	0	3	157	79	8	
2000	1	5	195	119	1	
1999	0	22	259	149	3	
1998	45	22	135	260		
1997	4	14	162	64	36	
1996	99	11	171	170	1	
1995	26	111	124	169	1	

Notes:
*1 This code and 20086091 were combined into 20086090 (Cherries, prepared or preserved, not containing added spirit or added sugar, in immediate packings of a net content < 4,5 kg) in 2005.

Table 3.75. EU25 Exports of Cherry juice, Unfermented, Brix <= 67, Value > 30 Euro/100kg, Sugar added, No spirit (**20098071**)

20098071	Cherry juice, unfermented, Brix value <= 67 at 20°C, value of > 30 Euro per 100 kg net weight, containing added sugar (excl. containing spirit)					
This code is currently:	USED			NOT USED ANY MORE		
Unit: MT	Trade partners					Notes
	BELGIUM	GERMANY	EU25 EXTRA	EU25 INTRA	US	
2005	1,785	2,585	1,929	10,041	221	
2004	545	2,486	1,688	5,568	149	
2003	910	2,576	2,015	5,539	252	
2002	493	2,207	2,589	4,115	158	
2001	661	979	2,186	3,446	112	
2000	866	1,050	1,060	3,298	88	
1999	72	449	1,485	1,781	293	
1998	150	369	1,124	1,491	370	
1997	152	288	1,061	1,463	297	
1996	99	698	244	1,529	97	
1995	137	167	756	1,002	222	

Notes:

Table 3.76. EU25 Exports of Cherry juice, Unfermented, Brix <= 67, No sugar or spirit (20098096)

20098096		Cherry juice, unfermented, Brix value <= 67 at 20°C (excl. containing added sugar or containing spirit)					
This code is currently:		USED			NOT USED ANY MORE		
Unit: MT	Trade partners					Notes	
	BELGIUM	GERMANY	EU25 EXTRA	EU25 INTRA	US		
2005	1,480	6,588	1,657	11,819	169		
2004	1,887	5,957	1,159	9,941	237		
2003	1,476	5,996	325	9,586	54		
2002	1,024	6,787	249	9,628	58		
2001	658	6,665	341	8,940	26		
2000	154	3,168	310	4,801	73		
1999	772	3,032	181	4,964	94		
1998	445	2,291	77	3,389	3		
1997	466	2,381	98	3,504	4		
1996	375	1,368	117	2,567			
1995	405	1,208	298	2,477			

Year	EU25_Extra (MT)	EU25_Intra (MT)	Belgium (MT)	Germany (MT)	US (MT)
1995	405	2,477	1,208	1,208	405
1996	375	2,567	1,368	1,368	375
1997	466	3,504	2,381	2,381	466
1998	445	3,389	2,291	2,291	445
1999	772	4,964	3,032	3,032	772
2000	154	4,801	3,168	3,168	154
2001	658	8,940	6,665	6,665	658
2002	1,024	9,628	6,787	6,787	1,024
2003	1,476	9,586	5,996	5,996	1,476
2004	1,887	9,941	5,957	5,957	1,887
2005	1,480	11,819	6,588	6,588	1,480

Notes:

Table 3.77. Belgian Imports of Fresh sour cherries (08092005)

08092005		Fresh sour cherries "Prunus cerasus"					
This code is currently:		USED		NOT USED ANY MORE			
Unit: MT	Trade partners				Tariff rates for imports from the US	Notes	
	GERMANY	EU25 EXTRA	EU25 INTRA	US			
2005	542	75	2,271			*1	
2004	1,461	110	3,374			*1	
2003	841	52	3,535			*1	
2002	307	106	2,390			*1	
2001	1,578	204	3,835			*1	
2000	521	188	2,431			*1	
1999	480	55	2,327			*1	
1998	426	108	2,780			*1	
1997						*1	
1996						*1	
1995						*1	

Notes:
*1 Tariff rates and notes are the same as those for EU25 (See table 3.27).

Table 3.78. Belgian Imports of Fresh cherries (excl. sour cherries) (**08092095**)

08092095		Fresh cherries (excl. sour cherries "Prunus cerasus")					
This code is currently:		USED		NOT USED ANY MORE			
Unit: MT	Trade partners				Tariff rates for imports from the US	Notes	
	GERMANY	EU25 EXTRA	EU25 INTRA	US			
2005	46	513	3,492	60		*1	
2004	38	865	3,709	123		*1	
2003	259	956	3,107	216		*1	
2002	214	977	3,607	213		*1	
2001	342	1,956	3,459	286		*1	
2000	296	589	5,080	96		*1	
1999	154	1,593	4,446	92		*1	
1998	489	627	4,223	102		*1	
1997						*1	
1996						*1	
1995						*1	

Notes:
*1 Tariff rates and notes are the same as those for EU25 (See table 3.28).

Table 3.79. Belgian Imports of Sour cherries, Frozen, No sugar (08119075)

08119075		Sour cherries "Prunus cerasus", whether or not boiled or steamed, frozen, not containing sugar or other sweetening matter					
This code is currently:		USED		NOT USED ANY MORE			
Unit: MT	Trade partners				Tariff rates for imports from the US	Notes	
	GERMANY	EU25 EXTRA	EU25 INTRA	US			
2005	619	863	6,906	29		*1	
2004	395	589	5,761	126		*1	
2003	338	1,227	5,495	119		*1	
2002	1,063	884	5,795	191		*1	
2001	609	1,021	4,317	154		*1	
2000	1,018	794	6,830	23		*1	
1999	466	985	4,436	224		*1	
1998	108	609	3,292	330		*1	
1997	504	1,326	2,552	586		*1	
1996	215	1,221	2,472	410		*1	
1995	445	923	2,551	23		*1	

Notes:
*1 Tariff rates and notes are the same as those for EU25 (See table 3.29).

Table 3.80. Belgian Imports of Cherries, Frozen, No sugar (excl. sour cherries) (08119080)

08119080		Cherries, whether or not boiled or steamed, frozen, not containing added sugar or other sweetening matter (excl. sour cherries "Prunus cerasus")				
This code is currently:		USED		NOT USED ANY MORE		
Unit: MT	Trade partners				Tariff rates for imports from the US	Notes
	GERMANY	EU25 EXTRA	EU25 INTRA	US		
2005	23	187	427	23		*1
2004	5	155	477			*1
2003	2	162	980			*1
2002	274	173	625	44		*1
2001	31	253	327			*1
2000	520	126	1,066			*1
1999	474	407	1,210	130		*1
1998	215	610	662	268		*1
1997	267	416	599	121		*1
1996	136	595	971			*1
1995	179	675	487			*1

Notes:
*1 Tariff rates and notes are the same as those for EU25 (See table 3.30).

Table 3.81. Belgian Imports of Cherries, Provisionally preserved, Inedible (08121000)

08121000		Cherries, provisionally preserved, e.g. by sulphur dioxide gas, in brine, in sulphur water or in other preservative solutions, but unsuitable in that state for immediate consumption				
This code is currently:		USED		NOT USED ANY MORE		
Unit: MT	Trade partners				Tariff rates for imports from the US	Notes
	GERMANY	EU25 EXTRA	EU25 INTRA	US		
2005			345			*1
2004			441			*1
2003			128			*1
2002	1		159			*1
2001	9		147			*1
2000	1		40			*1
1999	20		104			*1
1998	0	19	10			*1
1997	0		19			*1
1996			109			*1
1995	0		43			*1

Year	EU25_Intra (MT)	EU25_Extra (MT)	Germany (MT)	US (MT)
1995	43	0	0	0
1996	109	0	0	0
1997	19	0	0	0
1998	10	19	0	0
1999	104	0	401	0
2000	40	0	0	0
2001	147	0	19	0
2002	159	0	0	0
2003	128	0	0	0
2004	441	0	0	0
2005	345	0	0	0

Notes:
*1 Tariff rates and notes are the same as those for EU25 (See table 3.31).

Table 3.82. Belgian Imports of Cherries, Preserved by sugar (**20060031**)

20060031		Cherries, with a sugar content of > 13%, preserved by sugar, drained, glacé or crystallized					
This code is currently:		USED		NOT USED ANY MORE			
Unit: MT	Trade partners				Tariff rates for imports from the US	Notes	
	GERMANY	EU25 EXTRA	EU25 INTRA	US			
2005			38			*1	
2004			27			*1	
2003			14			*1	
2002			18			*1	
2001			13			*1	
2000			24			*1	
1999			41			*1	
1998	1		86			*1	
1997	1	1	79			*1	
1996	0		69			*1	
1995	2		49			*1	

Year	EU25_Intra (MT)	EU25_Extra (MT)	Germany (MT)	US (MT)
1995	49	0	85	2
1996	69	0	10	1
1997	79	1	40	1
1998	86	0	50	1
1999	41	0		1
2000	24	0		1
2001	13	0		1
2002	18	0		1
2003	14	0		1
2004	27	0		1
2005	38	0		1

Notes:
*1 Tariff rates and notes are the same as those for EU25 (See table 3.32).

Table 3.83. Belgian Imports of Cherry jams etc., with sugar > 30% (20079931)

20079931	Cherry jams, jellies, marmalades, purées or pastes, obtained by cooking, with sugar content of > 30% by weight (excl. homogenised preparations of subheading 2007.10)					
This code is currently:		USED		NOT USED ANY MORE		
Unit: MT	Trade partners				Tariff rates for imports from the US	Notes
	GERMANY	EU25 EXTRA	EU25 INTRA	US		
2005	566	4	1,204			*1
2004	513	10	1,300			*1
2003	705		1,507			*1
2002	710	2	1,511			*1
2001	737	1	1,495			*1
2000	718		1,400			*1
1999	705	1	1,283	1		*1
1998	651		1,189			*1
1997	513		1,198			*1
1996	501		1,257			*1
1995	518		1,452			*1

Year	EU25_Intra (MT)	EU25_Extra (MT)	Germany (MT)	US (MT)
1995	1452	0	518	0
1996	1257	0	501	0
1997	1198	0	513	0
1998	1189	0	651	0
1999	1283	1	705	1
2000	1400	0	718	0
2001	1495	0	737	0
2002	1511	0	710	0
2003	1507	0	705	0
2004	1300	0	513	0
2005	1204	0	566	0

Notes:
*1 Tariff rates and notes are the same as those for EU25 (See table 3.33).

Table 3.84. Belgian Imports of Cherries, Prepared or preserved, with sugar > 9% and alcohol <= 11,85% (20086011)

20086011		Cherries, prepared or preserved, containing added spirit, with sugar content of > 9% and actual alcoholic strength of <= 11,85% mas					
This code is currently:		USED		NOT USED ANY MORE			
Unit: MT	Trade partners				Tariff rates for imports from the US	Notes	
	GERMANY	EU25 EXTRA	EU25 INTRA	US			
2005	0		2			*1	
2004						*1	
2003			12			*1	
2002			0			*1	
2001	12		17			*1	
2000	6		14			*1	
1999	5		26			*1	
1998	4		19			*1	
1997			23			*1	
1996			8			*1	
1995			10			*1	

Year	EU25_Intra (MT)	EU25_Extra (MT)	Germany (MT)	US (MT)
1995	10	0	4	0
1996	8	0	5	0
1997	23	0	6	0
1998	19	0	7	0
1999	26	0	8	0
2000	14	0	10	0
2001	17	0	12	0
2002	0	0	0	0
2003	12	0	0	0
2004	0	0	0	0
2005	2	0	0	0

Notes:
*1 Tariff rates and notes are the same as those for EU25 (See table 3.34).

Table 3.85. Belgian Imports of Cherries, Prepared or preserved, with sugar > 9% and alcohol > 11,85% (20086019)

20086019		Cherries, prepared or preserved, containing added spirit, with sugar content of > 9% and actual alcoholic strength of > 11,85% mas					
This code is currently:		USED		NOT USED ANY MORE			
Unit: MT	Trade partners				Tariff rates for imports from the US	Notes	
	GERMANY	EU25 EXTRA	EU25 INTRA	US			
2005	0		44			*1	
2004			31			*1	
2003			81			*1	
2002		9	29			*1	
2001		33	36			*1	
2000			21			*1	
1999			16			*1	
1998	0		41			*1	
1997	0		32			*1	
1996			22			*1	
1995			40			*1	

Year	EU25_Intra (MT)	EU25_Extra (MT)	Germany (MT)	US (MT)
1995	40	0	0	0
1996	22	0	0	0
1997	32	0	10	0
1998	41	0	0	0
1999	16	0	0	0
2000	21	0	0	0
2001	36	33	0	0
2002	29	9	0	0
2003	81	0	0	0
2004	31	0	0	0
2005	44	0	36	0

Notes:
*1 Tariff rates and notes are the same as those for EU25 (See table 3.35).

Table 3.86. Belgian Imports of Cherries, Prepared or preserved, with sugar <= 9% and alcohol <= 11,85% (20086031)

20086031		Cherries, prepared or preserved, containing added spirit, with actual alcoholic strength <= 11,85% mas (excl. sugar content > 9%)					
This code is currently:		USED		NOT USED ANY MORE			
Unit: MT	Trade partners				Tariff rates for imports from the US	Notes	
	GERMANY	EU25 EXTRA	EU25 INTRA	US			
2005	89		89			*1	
2004	2,123		2,123			*1	
2003	113		113			*1	
2002	107		107			*1	
2001	88		88			*1	
2000	145		145			*1	
1999	144		144			*1	
1998	128		128			*1	
1997	117		117			*1	
1996	107		107			*1	
1995	17		17			*1	

Notes:
*1 Tariff rates and notes are the same as those for EU25 (See table 3.36).

Table 3.87. Belgian Imports of Cherries, Prepared or preserved, with sugar <= 9% and alcohol > 11,85% (20086039)

20086039		Cherries, prepared or preserved, containing added spirit, with actual alcoholic strength of > 11,85% mas (excl. sugar content of > 9%)					
This code is currently:		USED		NOT USED ANY MORE			
Unit:	Trade partners					Tariff rates for imports from the US	Notes
MT	GERMANY	EU25 EXTRA	EU25 INTRA	US			
2005			6			*1	
2004			18			*1	
2003		20	48			*1	
2002			55			*1	
2001			44			*1	
2000		25	100			*1	
1999	67		194			*1	
1998			147			*1	
1997	22	20	209			*1	
1996	71	21	180			*1	
1995	21		198			*1	

Notes:
*1 Tariff rates and notes are the same as those for EU25 (See table 3.37).

Table 3.88. Belgian Imports of Cherries, Prepared or preserved, With sugar but no spirit, Net content > 1kg (20086050)

20086050		Cherries, prepared or preserved, containing no spirit but with added sugar, in immediate packings of a net content > 1 kg				
This code is currently:		USED		NOT USED ANY MORE		
Unit: MT	Trade partners				Tariff rates for imports from the US	Notes
	GERMANY	EU25 EXTRA	EU25 INTRA	US		
2005	66	945	651	812		*1
2004						*1
2003						*1
2002						*1
2001						*1
2000						*1
1999						*1
1998						*1
1997						*1
1996						*1
1995						*1

Notes:
*1 Tariff rates and notes are the same as those for EU25 (See table 3.38).

Table 3.89. Belgian Imports of Sour cherries, Prepared or preserved, With sugar but no spirit, Net content > 1kg (20086051)

20086051		Sour cherries 'Prunus cerasus', prepared or preserved, containing no spirit but with added sugar, in immediate packings of a net content of > 1 kg				
This code is currently:		USED		NOT USED ANY MORE		
Unit: MT	Trade partners				Tariff rates for imports from the US	Notes
	GERMANY	EU25 EXTRA	EU25 INTRA	US		
2005						*1
2004	94	904	554	882		*1
2003	91	1,351	475	1,195		*1
2002	39	2,676	594	2,626		*1
2001	24	2,664	388	2,216		*1
2000	67	1,660	308	1,651		*1
1999	70	1,935	167	1,935		*1
1998	138	1,583	195	1,565		*1
1997	90	1,388	141	1,388		*1
1996	95	1,067	118	1,050		*1
1995	87	936	135	936		*1

Notes:
*1 Tariff rates and notes are the same as those for EU25 (See table 3.39).

Table 3.90. Belgian Imports of Cherries (excl. sour cherries), Prepared or preserved, With sugar but no spirit, Net content > 1kg (20086059)

20086059		Cherries, prepared or preserved, containing no spirit but with added sugar, in immediate packings of a net content > 1 kg (excl. sour cherries 'Prunus cerasus')				
This code is currently:		USED		NOT USED ANY MORE		
Unit: MT	Trade partners				Tariff rates for imports from the US	Notes
	GERMANY	EU25 EXTRA	EU25 INTRA	US		
2005						*1
2004	100	38	243			*1
2003	106		295			*1
2002	31		294			*1
2001	1		254			*1
2000	13	268	236	268		*1
1999	14	206	284	167		*1
1998	21	369	157	354		*1
1997	28	239	195	221		*1
1996	35	4	320	4		*1
1995	146	45	397	8		*1

Notes:
*1 Tariff rates and notes are the same as those for EU25 (See table 3.40).

Table 3.91. Belgian Imports of Cherries, Prepared or preserved, With sugar but no spirit, Net content <= 1kg (**20086060**)

20086060		Cherries, prepared or preserved, containing no spirit but with added sugar, in immediate packings of a net content <= 1 kg				
This code is currently:		USED		NOT USED ANY MORE		
Unit: MT	Trade partners				Tariff rates for imports from the US	Notes
	GERMANY	EU25 EXTRA	EU25 INTRA	US		
2005	27	7	808			*1
2004						*1
2003						*1
2002						*1
2001						*1
2000						*1
1999						*1
1998						*1
1997						*1
1996						*1
1995						*1

Notes:
*1 Tariff rates and notes are the same as those for EU25 (See table 3.41).

Table 3.92. Belgian Imports of Sour cherries, Prepared or preserved, With sugar but no spirit, Net content <= 1kg (20086061)

20086061		Sour cherries 'Prunus cerasus', prepared or preserved, containing no spirit but with added sugar, in immediate packings of a net content <= 1 kg				
This code is currently:		USED		NOT USED ANY MORE		
Unit: MT	Trade partners				Tariff rates for imports from the US	Notes
	GERMANY	EU25 EXTRA	EU25 INTRA	US		
2005						*1
2004	67	18	1,618			*1
2003	13	21	1,481			*1
2002	257	39	2,046	39		*1
2001		34	1,549	34		*1
2000	0	41	704			*1
1999	64	9	943			*1
1998	88	58	1,217			*1
1997	46	194	588			*1
1996	227		836			*1
1995	637		883			*1

Notes:
*1 Tariff rates and notes are the same as those for EU25 (See table 3.42).

Table 3.93. Belgian Imports of Cherries (excl. sour cherries), Prepared or preserved, With sugar but no spirit, Net content <= 1kg (20086069)

20086069		Cherries, prepared or preserved, containing no spirit but with added sugar, in immediate packings of a net content <= 1 kg (excl. sour cherries 'Prunus cerasus')					
This code is currently:		USED		NOT USED ANY MORE			
Unit: MT	Trade partners				Tariff rates for imports from the US	Notes	
	GERMANY	EU25 EXTRA	EU25 INTRA	US			
2005						*1	
2004	11	19	331			*1	
2003		1	437	0		*1	
2002	4		475			*1	
2001	0	0	341	0		*1	
2000	0	27	332	8		*1	
1999	21	39	409	5		*1	
1998	2	55	280	9		*1	
1997	5	116	300	8		*1	
1996	30	31	444	10		*1	
1995	3	136	320	15		*1	

Notes:
*1 Tariff rates and notes are the same as those for EU25 (See table 3.43).

Table 3.94. Belgian Imports of Cherries, Prepared or preserved, With no spirit or sugar, Net content $\geq 4,5$ kg (**20086070**)

20086070		Cherries, prepared or preserved, not containing added spirit or added sugar, in immediate packings of a net content $\geq 4,5$ kg				
This code is currently:		USED		NOT USED ANY MORE		
Unit: MT	Trade partners				Tariff rates for imports from the US	Notes
	GERMANY	EU25 EXTRA	EU25 INTRA	US		
2005	50	59	1,260			*1
2004						*1
2003						*1
2002						*1
2001						*1
2000						*1
1999						*1
1998						*1
1997						*1
1996						*1
1995						*1

Notes:
*1 Tariff rates and notes are the same as those for EU25 (See table 3.44).

Table 3.95. Belgian Imports of Sour cherries, Prepared or preserved, With no spirit or sugar, Net content >= 4,5kg (**20086071**)

20086071		Sour cherries 'Prunus cerasus', prepared or preserved, in immediate packings of a net content >= 4,5 kg (excl. added spirit or sugar)				
This code is currently:		USED			NOT USED ANY MORE	
Unit: MT	Trade partners				Tariff rates for imports from the US	Notes
	GERMANY	EU25 EXTRA	EU25 INTRA	US		
2005						*1
2004	39		101			*1
2003	52	14	98			*1
2002	37		65			*1
2001	19		44			*1
2000	3		6			*1
1999	45		51			*1
1998	2		15			*1
1997	121		176			*1
1996	83		120			*1
1995	23	14	55			*1

Notes:
*1 Tariff rates and notes are the same as those for EU25 (See table 3.45).

Table 3.96. Belgian Imports of Cherries (excl. sour cherries), Prepared or preserved, With no spirit or sugar, Net content >= 4,5kg (20086079)

20086079		Cherries, prepared or preserved, in immediate packings of a net content >= 4,5 kg (excl. added spirit or sugar and sour cherries 'Prunus cerasus')				
This code is currently:		USED		NOT USED ANY MORE		
Unit: MT	Trade partners				Tariff rates for imports from the US	Notes
	GERMANY	EU25 EXTRA	EU25 INTRA	US		
2005						*1
2004	21		26			*1
2003			5			*1
2002			5			*1
2001	2	21	7			*1
2000	5		10			*1
1999	2		55			*1
1998			2			*1
1997	1		1			*1
1996			2			*1
1995			23			*1

Notes:
*1 Tariff rates and notes are the same as those for EU25 (See table 3.46).

Table 3.97. Belgian Imports of Cherries, Prepared or preserved, With no spirit or sugar, Net content < 4,5kg (**20086090**)

20086090		Cherries, prepared or preserved, not containing added spirit or added sugar, in immediate packings of a net content < 4,5 kg				
This code is currently:		USED		NOT USED ANY MORE		
Unit: MT	Trade partners				Tariff rates for imports from the US	Notes
	GERMANY	EU25 EXTRA	EU25 INTRA	US		
2005	3	305	1,849	247		*1
2004						*1
2003						*1
2002						*1
2001						*1
2000						*1
1999						*1
1998						*1
1997						*1
1996						*1
1995						*1

Notes:
*1 Tariff rates and notes are the same as those for EU25 (See table 3.47).

Table 3.98. Belgian Imports of Sour cherries, Prepared or preserved, With no spirit or sugar, Net content < 4,5kg (**20086091**)

20086091		Sour cherries 'Prunus cerasus', prepared or preserved, in immediate packings of a net content < 4,5 kg (excl. added spirit or sugar)				
This code is currently:		USED		NOT USED ANY MORE		
Unit: MT	Trade partners				Tariff rates for imports from the US	Notes
	GERMANY	EU25 EXTRA	EU25 INTRA	US		
2005						*1
2004	1	195	226	119		*1
2003	0	587	199	223		*1
2002		286	490	271		*1
2001		355	236	184		*1
2000	9	632	393	525		*1
1999	57	1,105	129	793		*1
1998	20	1,113	198	928		*1
1997	33	1,132	167	769		*1
1996	35	723	515	665		*1
1995	167	622	566	548		*1

Notes:
*1 Tariff rates and notes are the same as those for EU25 (See table 3.48).

Table 3.99. Belgian Imports of Cherries (excl. sour cherries), Prepared or preserved, With no spirit or sugar, Net content < 4,5kg (20086099)

20086099		Cherries, prepared or preserved, in immediate packings of a net content < 4,5 kg (excl. added spirit or sugar and sour cherries 'Prunus cerasus')				
This code is currently:		USED		NOT USED ANY MORE		
Unit: MT	Trade partners				Tariff rates for imports from the US	Notes
	GERMANY	EU25 EXTRA	EU25 INTRA	US		
2005						*1
2004	0	22	36			*1
2003	1	36	38	16		*1
2002			27			*1
2001		33	5	33		*1
2000		117	14	117		*1
1999		50	21	50		*1
1998	0	50	19	50		*1
1997	13	119	18	102		*1
1996	54	233	58	233		*1
1995	1	268	4	268		*1

Notes:
*1 Tariff rates and notes are the same as those for EU25 (See table 3.49).

Table 3.100. Belgian Imports of Cherry juice, Unfermented, Brix <= 67, Value > 30 Euro/100kg, Sugar added, No spirit (20098071)

20098071		Cherry juice, unfermented, Brix value <= 67 at 20°C, value of > 30 Euro per 100 kg net weight, containing added sugar (excl. containing spirit)				
This code is currently:		USED		NOT USED ANY MORE		
Unit: MT	Trade partners				Tariff rates for imports from the US	Notes
	GERMANY	EU25 EXTRA	EU25 INTRA	US		
2005	189	30	375			*1
2004	154	178	222			*1
2003	204	41	219			*1
2002	163	19	168			*1
2001	735	6	736			*1
2000	520		529			*1
1999	57		88			*1
1998	124		132			*1
1997	139		152			*1
1996	65	1	80	1		*1
1995	156		199			*1

Notes:
*1 Tariff rates and notes are the same as those for EU25 (See table 3.50).

Table 3.101. Belgian Imports of Cherry juice, Unfermented, Brix <= 67, No sugar or spirit (20098096)

20098096		Cherry juice, unfermented, Brix value <= 67 at 20°C (excl. containing added sugar or containing spirit)				
This code is currently:		USED			NOT USED ANY MORE	
Unit: MT	Trade partners				Tariff rates for imports from the US	Notes
	GERMANY	EU25 EXTRA	EU25 INTRA	US		
2005	2,291	459	3,463			*1
2004	1,544	40	2,054			*1
2003	1,581	85	2,178			*1
2002	1,163	25	1,587	1		*1
2001	267	20	736			*1
2000	321	31	404			*1
1999	422		934			*1
1998	532	19	767	19		*1
1997	345	37	476	11		*1
1996	424	38	711	21		*1
1995	362	18	739	18		*1

Notes:
*1 Tariff rates and notes are the same as those for EU25 (See table 3.51).

Table 3.102. Belgian Exports of Fresh sour cherries (**08092005**)

08092005		Fresh sour cherries "Prunus cerasus"			
This code is currently:		USED		NOT USED ANY MORE	
Unit: MT	Trade partners				Notes
	GERMANY	EU25 EXTRA	EU25 INTRA	US	
2005	0		446		
2004	658	5	967		
2003	509		1,013		
2002	203		659		
2001	3		455		
2000	7	22	1,055		
1999	20		1,051		
1998	15		745		
1997					
1996					
1995					

Year	EU25_Intra (MT)	EU25_Extra (MT)	Germany (MT)	US (MT)
1995	0	0	0	0
1996	0	0	0	0
1997	0	0	0	0
1998	745	0	15	0
1999	1051	0	20	0
2000	1055	22	7	0
2001	455	0	3	0
2002	659	0	203	0
2003	1013	0	509	0
2004	967	5	658	0
2005	446	0	0	0

Notes:

Table 3.103. Belgian Exports of Fresh cherries (excl. sour cherries) (**08092095**)

08092095		Fresh cherries (excl. sour cherries "Prunus cerasus")			
This code is currently:		USED		NOT USED ANY MORE	
Unit: MT	Trade partners				Notes
	GERMANY	EU25 EXTRA	EU25 INTRA	US	
2005	1,240	309	3,320		
2004	1,138	277	3,827		
2003	1,229	103	4,411		
2002	643	114	2,261		
2001	88	22	1,865		
2000	206	23	2,217		
1999	210	7	1,559		
1998	312	11	1,806		
1997					
1996					
1995					

Year	EU25_Extra (MT)	EU25_Intra (MT)	Germany (MT)	US (MT)
1995	0	0	0	0
1996	0	0	0	0
1997	0	0	0	0
1998	0	1,806	11	0
1999	0	1,559	7	0
2000	0	2,217	23	0
2001	0	1,865	22	0
2002	0	2,261	114	0
2003	0	4,411	103	0
2004	0	3,827	277	0
2005	0	3,320	309	0

Notes:

Table 3.104. Belgian Exports of Sour cherries, Frozen, No sugar (**08119075**)

08119075		Sour cherries "Prunus cerasus", whether or not boiled or steamed, frozen, not containing sugar or other sweetening matter			
This code is currently:		USED	NOT USED ANY MORE		
Unit: MT	Trade partners				Notes
	GERMANY	EU25 EXTRA	EU25 INTRA	US	
2005	1,854	234	4,905		
2004	1,867	186	3,430		
2003	2,859	133	4,861	5	
2002	2,419	310	4,819	234	
2001	1,977	106	3,965		
2000	2,145	66	3,960	3	
1999	2,163	36	3,409		
1998	2,176	2	3,774		
1997	2,086	10	3,589		
1996	2,290	24	3,917		
1995	2,641	20	3,784		

Year	EU25_Intra (MT)	EU25_Extra (MT)	Germany (MT)	US (MT)
1995	3,784	20	2,641	0
1996	3,917	24	2,290	0
1997	3,589	10	2,086	0
1998	3,774	2	2,176	0
1999	3,409	36	2,163	0
2000	3,960	66	2,145	3
2001	3,965	106	1,977	0
2002	4,819	310	2,419	234
2003	4,861	133	2,859	5
2004	3,430	186	1,867	0
2005	4,905	234	1,854	0

Notes:

Table 3.105. Belgian Exports of Cherries, Frozen, No sugar (excl. sour cherries) (08119080)

08119080		Cherries, whether or not boiled or steamed, frozen, not containing added sugar or other sweetening matter (excl. sour cherries "Prunus cerasus")			
This code is currently:		USED		NOT USED ANY MORE	
Unit: MT	Trade partners				Notes
	GERMANY	EU25 EXTRA	EU25 INTRA	US	
2005	72	1	304		
2004	77	10	420		
2003	69	39	660		
2002	400	36	839		
2001	113	22	528		
2000	218	4	930		
1999	462	5	1,047	1	
1998	579	11	1,110		
1997	1,147	1	1,431		
1996	1,490		1,666		
1995	1,117	17	1,293		

Year	EU25_Extra	EU25_Intra	Germany	US
1995	17	1,293	1,117	0
1996	1	1,666	1,490	0
1997	1	1,431	1,147	0
1998	11	1,110	579	0
1999	5	1,047	462	1
2000	4	930	218	0
2001	22	528	113	0
2002	36	839	400	0
2003	39	660	69	0
2004	10	420	77	0
2005	1	304	72	0

Notes:

Table 3.106. Belgian Exports of Cherries, Provisionally preserved, Inedible (**08121000**)

08121000	Cherries, provisionally preserved, e.g. by sulphur dioxide gas, in brine, in sulphur water or in other preservative solutions, but unsuitable in that state for immediate consumption				
This code is currently:	USED	NOT USED ANY MORE			
Unit: MT	Trade partners				Notes
	GERMANY	EU25 EXTRA	EU25 INTRA	US	
2005	69		324		
2004	160		403		
2003	190		523		
2002	31		190		
2001	217	1	620		
2000	194	6	446		
1999	209	1	239		
1998	204		232		
1997	153	8	178		
1996	62	10	181		
1995	104	1	206		

Year	EU25_Extra	EU25_Intra	Germany	US
1995	1	206	104	1
1996	10	181	62	10
1997	8	178	153	8
1998		232	204	
1999	1	239	209	1
2000	6	446	194	6
2001	1	620	217	1
2002		190	31	
2003		523	190	
2004		403	160	
2005		324	69	

Notes:

Table 3.107. Belgian Exports of Cherries, Preserved by sugar (20060031)

20060031		Cherries, with a sugar content of > 13%, preserved by sugar, drained, glacé or crystallized			
This code is currently:		USED		NOT USED ANY MORE	
Unit:	Trade partners				Notes
MT	GERMANY	EU25 EXTRA	EU25 INTRA	US	
2005	1		37		
2004	1		36		
2003	1	1	6		
2002	2	0	9		
2001	0	0	9		
2000	0	0	4		
1999	0	1	5		
1998	1	1	2		
1997	2	9	5		
1996	1	18	5		
1995	0	1	13		

Year	EU25_Extra (MT)	EU25_Intra (MT)	Germany (MT)	US (MT)
1995	0	13	0.1	0
1996	1	5	0.8	0
1997	9	5	2.4	0
1998	1	2	0.9	0
1999	1	5	0.4	0
2000	0	4	0.1	0
2001	0	9	0.2	0
2002	0	9	2.8	0
2003	1	6	1.2	0
2004	0	36	0.8	0
2005	0	37	0.7	0

Notes:

Table 3.108. Belgian Exports of Cherry jams etc., with sugar > 30% (20079931)

20079931	Cherry jams, jellies, marmalades, purées or pastes, obtained by cooking, with sugar content of > 30% by weight (excl. homogenised preparations of subheading 2007.10)				
This code is currently:	USED		NOT USED ANY MORE		
Unit: MT	Trade partners				Notes
	GERMANY	EU25 EXTRA	EU25 INTRA	US	
2005	147	91	1,057	14	
2004	352	105	1,405	13	
2003	515	224	1,786	12	
2002	928	197	2,105	8	
2001	1,110	190	2,179	4	
2000	1,078	114	2,151	4	
1999	1,150	108	2,225	3	
1998	1,375	126	2,420	3	
1997	1,429	180	2,522	2	
1996	1,620	223	2,559		
1995	1,682	163	2,627	2	

Year	EU25_Intra	EU25_Extra	Germany	US
1995	2627	163	1682	2
1996	2559	223	1620	
1997	2522	180	1429	2
1998	2420	126	1375	3
1999	2225	108	1150	3
2000	2151	114	1078	4
2001	2179	190	1110	4
2002	2105	197	928	8
2003	1786	224	515	12
2004	1405	105	352	13
2005	1057	91	147	14

Notes:

Table 3.109. Belgian Exports of Cherries, Prepared or preserved, with sugar > 9% and alcohol <= 11,85% (20086011)

20086011		Cherries, prepared or preserved, containing added spirit, with sugar content of > 9% and actual alcoholic strength of <= 11,85% mas			
This code is currently:		USED	NOT USED ANY MORE		
Unit: MT	Trade partners				Notes
	GERMANY	EU25 EXTRA	EU25 INTRA	US	
2005	0	2	4		
2004	0	5	4		
2003		3	5		
2002	0	6	9		
2001	1	10	10		
2000	0	6	11		
1999		3	11		
1998		0	3		
1997			0		
1996	2		5		
1995	0		0		

Year	EU25_Extra	EU25_Intra	Germany	US
1995	0	0	0	0
1996	2	0	1.8	0.2
1997	0	0	0	0
1998	0	0	0	0
1999	3	11	0	0
2000	6	11	0	0
2001	10	10	0.8	0
2002	6	9	0.2	0
2003	3	5	0	0
2004	4	4	0	0
2005	2	4	0	0

Notes:

Table 3.110. Belgian Exports of Cherries, Prepared or preserved, with sugar > 9% and alcohol > 11,85% (20086019)

20086019		Cherries, prepared or preserved, containing added spirit, with sugar content of > 9% and actual alcoholic strength of > 11,85% mas			
This code is currently:		USED	NOT USED ANY MORE		
Unit: MT	Trade partners				Notes
	GERMANY	EU25 EXTRA	EU25 INTRA	US	
2005	0		3		
2004	0		1		
2003	0		0		
2002	0		0		
2001	0	28	0		
2000	0		0		
1999			0		
1998			0		
1997			0		
1996			0		
1995	0		0		

Year	EU25_Extra (MT)	EU25_Intra (MT)	Germany (MT)	US (MT)
1995	0	0	0	0
1996	0	0	0	0
1997	0	0	0	0
1998	0	0	0	0
1999	0	0	0	0
2000	0	0	0	0
2001	28	0	0	0
2002	0	0	0	0
2003	0	0	0	0
2004	0	0	0	0
2005	0	3	0.5	0

Notes:

Table 3.111. Belgian Exports of Cherries, Prepared or preserved, with sugar <= 9% and alcohol <= 11,85% (20086031)

20086031		Cherries, prepared or preserved, containing added spirit, with actual alcoholic strength <= 11,85% mas (excl. sugar content > 9%)			
This code is currently:		USED	NOT USED ANY MORE		
Unit: MT	Trade partners				Notes
	GERMANY	EU25 EXTRA	EU25 INTRA	US	
2005	0		0		
2004					
2003					
2002		1			
2001		1			
2000					
1999					
1998					
1997	0		0		
1996			0		
1995	0		0		

Year	EU25_Extra (MT)	EU25_Intra (MT)	Germany (MT)	US (MT)
1995	0	0	0	0
1997	0	0	0	0
2001	1	0	0	0
2002	1	0	0	0
2005	0	0	0.2	0

Notes:

Table 3.112. Belgian Exports of Cherries, Prepared or preserved, with sugar <= 9% and alcohol > 11,85% (20086039)

20086039		Cherries, prepared or preserved, containing added spirit, with actual alcoholic strength of > 11,85% mas (excl. sugar content of > 9%)			
This code is currently:		USED	NOT USED ANY MORE		
Unit: MT	Trade partners				Notes
	GERMANY	EU25 EXTRA	EU25 INTRA	US	
2005	1		27		
2004	0		5		
2003			5		
2002	7		18		
2001			5		
2000			6		
1999			8		
1998			0		
1997	0		0		
1996			1		
1995		1	0		

Year	EU25_Intra (MT)	EU25_Extra (MT)	Germany (MT)	US (MT)
1995	0.5	0.5	0	0
1996	0	0	0	0
1997	0.5	0	0	0
1998	0	0	0	0
1999	8	0	0	0
2000	6	0	0	0
2001	5	0	0	0
2002	18	0	7.5	0
2003	5	0	0	0
2004	5	0	0	0
2005	27	0	1	0

Notes:

Table 3.113. Belgian Exports of Cherries, Prepared or preserved, With sugar but no spirit, Net content > 1kg (20086050)

20086050		Cherries, prepared or preserved, containing no spirit but with added sugar, in immediate packings of a net content > 1 kg			
This code is currently:		USED *1		NOT USED ANY MORE	
Unit: MT	Trade partners				Notes
	GERMANY	EU25 EXTRA	EU25 INTRA	US	
2005	1,579	79	2,054	3	
2004					
2003					
2002					
2001					
2000					
1999					
1998					
1997					
1996					
1995					

Notes:
*1 Until 2004, this product had more detailed classification codes: 20086051 and 20086059. See the next two tables.

Table 3.114. Belgian Exports of Sour cherries, Prepared or preserved, With sugar but no spirit, Net content > 1kg (20086051)

20086051		Sour cherries 'Prunus cerasus', prepared or preserved, containing no spirit but with added sugar, in immediate packings of a net content of > 1 kg			
This code is currently:		USED		NOT USED ANY MORE *1	
Unit: MT	Trade partners				Notes
	GERMANY	EU25 EXTRA	EU25 INTRA	US	
2005					
2004	1,413	57	1,846	3	
2003	2,148	43	2,692	3	
2002	2,118	81	2,726	2	
2001	1,487	27	2,157	2	
2000	2,274	10	2,810	2	
1999	2,987	12	3,736	1	
1998	1,506	45	1,932	2	
1997	1,507	23	1,715	1	
1996	1,182	8	1,403		
1995	1,010	10	1,757		

Notes:
*1 This code and 20086059 were combined into 20086050 (Cherries, prepared or preserved, containing no spirit but with added sugar, in immediate packings of a net content > 1 kg) in 2005.

Table 3.115. Belgian Exports of Cherries (excl. sour cherries), Prepared or preserved, With sugar but no spirit, Net content > 1kg (20086059)

20086059		Cherries, prepared or preserved, containing no spirit but with added sugar, in immediate packings of a net content > 1 kg (excl. sour cherries 'Prunus cerasus')			
This code is currently:		USED		NOT USED ANY MORE *1	
Unit: MT	Trade partners				Notes
	GERMANY	EU25 EXTRA	EU25 INTRA	US	
2005					
2004	21	8	92		
2003	139	15	195	1	
2002	429	13	496		
2001	435	21	529		
2000	110	21	154		
1999	18	12	105		
1998	8	17	87		
1997	2	10	55		
1996	6	60	128		
1995	0	19	90	1	

Notes:
*1 This code and 20086051 were combined into 20086050 (Cherries, prepared or preserved, containing no spirit but with added sugar, in immediate packings of a net content > 1 kg) in 2005.

Table 3.116. Belgian Exports of Cherries, Prepared or preserved, With sugar but no spirit, Net content <= 1kg (**20086060**)

20086060		Cherries, prepared or preserved, containing no spirit but with added sugar, in immediate packings of a net content <= 1 kg			
This code is currently:		USED *1		NOT USED ANY MORE	
Unit: MT	Trade partners				Notes
	GERMANY	EU25 EXTRA	EU25 INTRA	US	
2005	6	23	250	4	
2004					
2003					
2002					
2001					
2000					
1999					
1998					
1997					
1996					
1995					

Notes:
*1 Until 2004, this product had more detailed classification codes: 20086061 and 20086069. See the next two tables.

Table 3.117. Belgian Exports of Sour cherries, Prepared or preserved, With sugar but no spirit, Net content <= 1kg (**20086061**)

20086061		Sour cherries 'Prunus cerasus', prepared or preserved, containing no spirit but with added sugar, in immediate packings of a net content <= 1 kg			
This code is currently:		USED		NOT USED ANY MORE *1	
Unit: MT	Trade partners				Notes
	GERMANY	EU25 EXTRA	EU25 INTRA	US	
2005					
2004	3,215	11	6,387		
2003	1,202	24	4,091	4	
2002	726	17	2,871	2	
2001	840	45	2,362	4	
2000	94	10	1,543	2	
1999	188	1	1,229	1	
1998	544	13	1,598		
1997	819	13	2,044		
1996	573	22	1,483	1	
1995	1,572	20	1,813	1	

Year	EU25_Intra (MT)	EU25_Extra (MT)	Germany (MT)	US (MT)
1995	1,813	0	1,572	0
1996	1,483	0	573	0
1997	2,044	0	819	0
1998	1,598	0	544	0
1999	1,229	0	188	0
2000	1,543	0	94	0
2001	2,362	0	840	0
2002	2,871	0	726	0
2003	4,091	0	1,202	0
2004	6,387	0	3,215	0
2005	0	0	0	0

Notes:
*1 This code and 20086069 were combined into 20086060 (Cherries, prepared or preserved, containing no spirit but with added sugar, in immediate packings of a net content <= 1 kg) in 2005.

Table 3.118. Belgian Exports of Cherries (excl. sour cherries), Prepared or preserved, With sugar but no spirit, Net content <= 1kg (20086069)

20086069		Cherries, prepared or preserved, containing no spirit but with added sugar, in immediate packings of a net content <= 1 kg (excl. sour cherries 'Prunus cerasus')			
This code is currently:		USED		NOT USED ANY MORE *1	
Unit: MT	Trade partners				Notes
	GERMANY	EU25 EXTRA	EU25 INTRA	US	
2005					
2004	2	0	19		
2003	3		22		
2002	0		22		
2001	0		28		
2000	4		13		
1999	1	1	60		
1998	6	1	47		
1997		4	6		
1996	20	1	38		
1995	35	3	93	2	

Notes:
*1 This code and 20086061 were combined into 20086060 (Cherries, prepared or preserved, containing no spirit but with added sugar, in immediate packings of a net content <= 1 kg) in 2005.

Table 3.119. Belgian Exports of Cherries, Prepared or preserved, With no spirit or sugar, Net content $\geq 4,5\text{kg}$ (**20086070**)

20086070		Cherries, prepared or preserved, not containing added spirit or added sugar, in immediate packings of a net content $\geq 4,5$ kg			
This code is currently:		USED *1		NOT USED ANY MORE	
Unit: MT	Trade partners				Notes
	GERMANY	EU25 EXTRA	EU25 INTRA	US	
2005	1,658	95	2,437		
2004					
2003					
2002					
2001					
2000					
1999					
1998					
1997					
1996					
1995					

Notes:
*1 Until 2004, this product had more detailed classification codes: 20086071 and 20086079. See the next two tables.

Table 3.120. Belgian Exports of Sour cherries, Prepared or preserved, With no spirit or sugar, Net content >= 4,5kg (**20086071**)

20086071		Sour cherries 'Prunus cerasus', prepared or preserved, in immediate packings of a net content >= 4,5 kg (excl. added spirit or sugar)			
This code is currently:		USED		NOT USED ANY MORE *1	
Unit: MT	Trade partners				Notes
	GERMANY	EU25 EXTRA	EU25 INTRA	US	
2005					
2004	1,684	41	1,907		
2003	1,182	49	1,302		
2002	1,188		1,323		
2001	1,115	9	1,267		
2000	185		423		
1999	248	12	516		
1998	240	6	677		
1997	653	2	855		
1996	125		205		
1995	206		353		

Notes:
*1 This code and 20086079 were combined into 20086070 (Cherries, prepared or preserved, not containing added spirit or added sugar, in immediate packings of a net content >= 4,5 kg) in 2005.

Table 3.121. Belgian Exports of Cherries (excl. sour cherries), Prepared or preserved, With no spirit or sugar, Net content >= 4,5kg (20086079)

20086079		Cherries, prepared or preserved, in immediate packings of a net content >= 4,5 kg (excl. added spirit or sugar and sour cherries 'Prunus cerasus')			
This code is currently:		USED		NOT USED ANY MORE *1	
Unit: MT	Trade partners				Notes
	GERMANY	EU25 EXTRA	EU25 INTRA	US	
2005					
2004	0		9		
2003	0		8		
2002	0		1		
2001	0		22		
2000	0		0		
1999	0		1		
1998	0		13		
1997			0		
1996		12			
1995		0			

Year	EU25_Extra (MT)	EU25_Intra (MT)	Germany (MT)	US (MT)
1995	0	0	0	0
1996	12	0	0	0
1997	0	0	0	0
1998	0	13	0	0
1999	0	1	0	0
2000	0	0	0	0
2001	0	22	0	0
2002	0	1	0	0
2003	0	8	0	0
2004	0	9	0	0
2005	0	0	0	0

Notes:
*1 This code and 20086071 were combined into 20086070 (Cherries, prepared or preserved, not containing added spirit or added sugar, in immediate packings of a net content >= 4,5 kg) in 2005.

Table 3.122. Belgian Exports of Cherries, Prepared or preserved, With no spirit or sugar, Net content < 4,5kg (**20086090**)

20086090		Cherries, prepared or preserved, not containing added spirit or added sugar, in immediate packings of a net content < 4,5 kg			
This code is currently:		USED *1		NOT USED ANY MORE	
Unit: MT	Trade partners				Notes
	GERMANY	EU25 EXTRA	EU25 INTRA	US	
2005	630	10	1,768		
2004					
2003					
2002					
2001					
2000					
1999					
1998					
1997					
1996					
1995					

Notes:
*1 Until 2004, this product had more detailed classification codes: 20086091 and 20086099. See the next two tables.

Table 3.123. Belgian Exports of Sour cherries, Prepared or preserved, With no spirit or sugar, Net content < 4,5kg (20086091)

20086091		Sour cherries 'Prunus cerasus', prepared or preserved, in immediate packings of a net content < 4,5 kg (excl. added spirit or sugar)			
This code is currently:		USED		NOT USED ANY MORE *1	
Unit: MT	Trade partners				Notes
	GERMANY	EU25 EXTRA	EU25 INTRA	US	
2005					
2004	584		870		
2003	946		1,212		
2002	736		986		
2001	200		784		
2000	314	0	994		
1999	224		638		
1998	543	4	1,087		
1997	862	1	2,002		
1996	1,041		2,180		
1995	808	0	1,687		

Notes:
*1 This code and 20086099 were combined into 20086090 (Cherries, prepared or preserved, not containing added spirit or added sugar, in immediate packings of a net content < 4,5 kg) in 2005.

Table 3.124. Belgian Exports of Cherries (excl. sour cherries), Prepared or preserved, With no spirit or sugar, Net content < 4,5kg (20086099)

20086099		Cherries, prepared or preserved, in immediate packings of a net content < 4,5 kg (excl. added spirit or sugar and sour cherries 'Prunus cerasus')			
This code is currently:		USED		NOT USED ANY MORE *1	
Unit: MT	Trade partners				Notes
	GERMANY	EU25 EXTRA	EU25 INTRA	US	
2005					
2004		3	19		
2003		3	11		
2002		2	13		
2001		1	9		
2000			9		
1999			7		
1998			9		
1997		23	21	18	
1996		12	21		
1995	28		32		

Year	EU25_Extra (MT)	EU25_Intra (MT)	Germany (MT)	US (MT)
1995	0	32	33	18
1996	0	12	0	0
1997	23	21	0	18
1998	0	9	0	0
1999	0	7	0	0
2000	0	9	0	0
2001	1	9	0	0
2002	2	13	0	0
2003	3	11	0	0
2004	3	19	0	0
2005	0	18	0	0

Notes:
*1 This code and 20086091 were combined into 20086090 (Cherries, prepared or preserved, not containing added spirit or added sugar, in immediate packings of a net content < 4,5 kg) in 2005.

Table 3.125. Belgian Exports of Cherry juice, Unfermented, Brix <= 67, Value > 30 Euro/100kg, Sugar added, No spirit (**20098071**)

20098071		Cherry juice, unfermented, Brix value <= 67 at 20°C, value of > 30 Euro per 100 kg net weight, containing added sugar (excl. containing spirit)			
This code is currently:		USED		NOT USED ANY MORE	
Unit: MT	Trade partners				Notes
	GERMANY	EU25 EXTRA	EU25 INTRA	US	
2005	45	1	66		
2004	43		95		
2003	14		44		
2002	19		19		
2001	0		0		
2000	0		0		
1999	0		2		
1998					
1997	1		4		
1996					
1995	32		78		

Year	EU25_Intra (MT)	EU25_Extra (MT)	Germany (MT)	US (MT)
1995	78	0	32	0
1996	0	0	0	0
1997	4	0	1	0
1998	0	0	0	0
1999	2	0	0	0
2000	0	0	0	0
2001	0	0	0	0
2002	19	0	19	0
2003	44	0	14	0
2004	95	0	43	0
2005	66	1	45	0

Notes:

Table 3.126. Belgian Exports of Cherry juice, Unfermented, Brix <= 67, No sugar or spirit (20098096)

20098096		Cherry juice, unfermented, Brix value <= 67 at 20°C (excl. containing added sugar or containing spirit)			
This code is currently:		USED		NOT USED ANY MORE	
Unit: MT	Trade partners				Notes
	GERMANY	EU25 EXTRA	EU25 INTRA	US	
2005	175	565	288	71	
2004	136	384	193	60	
2003	143	90	227	36	
2002	135	79	263	15	
2001	115	30	200	9	
2000	64	8	121		
1999	63	7	261		
1998	62	11	282		
1997	90	10	246		
1996	107	8	264		
1995	21	4	41		

Year	EU25_Intra (MT)	EU25_Extra (MT)	Germany (MT)	US (MT)
1995	41	0	21	0
1996	264	0	107	0
1997	246	0	90	0
1998	282	0	62	0
1999	261	0	63	0
2000	121	0	64	0
2001	200	30	115	9
2002	263	79	135	15
2003	227	90	143	36
2004	193	384	136	60
2005	288	565	175	71

Notes:

Table 3.127. German Imports of Fresh sour cherries (08092005)

08092005		Fresh sour cherries "Prunus cerasus"					
This code is currently:		USED		NOT USED ANY MORE			
Unit: MT	Trade partners				Tariff rates for imports from the US	Notes	
	BELGIUM	EU25 EXTRA	EU25 INTRA	US			
2005	1,175	2,509	12,479			*1	
2004	658	3,226	26,326			*1	
2003	1,131	3,681	21,697			*1	
2002	402	2,574	20,961			*1	
2001	182	2,465	30,027			*1	
2000	44	4,326	26,613			*1	
1999	7	4,245	26,942			*1	
1998	3	2,449	33,050			*1	
1997						*1	
1996						*1	
1995						*1	

Year	EU25_Extra (MT)	EU25_Intra (MT)	Belgium (MT)	US (MT)
1995	0	0	0	0
1996	0	0	0	0
1997	0	0	0	0
1998	3	2,449	0	0
1999	7	4,245	0	0
2000	44	4,326	0	0
2001	182	2,465	0	0
2002	402	2,574	0	0
2003	1,131	3,681	0	0
2004	658	3,226	0	0
2005	1,175	2,509	0	0

Notes:
*1 Tariff rates and notes are the same as those for EU25 (See table 3.27).

Table 3.128. German Imports of Fresh cherries (excl. sour cherries) (08092095)

08092095		Fresh cherries (excl. sour cherries "Prunus cerasus")					
This code is currently:		USED		NOT USED ANY MORE			
Unit: MT	Trade partners				Tariff rates for imports from the US	Notes	
	BELGIUM	EU25 EXTRA	EU25 INTRA	US			
2005	1,279	1,891	26,953	13		*1	
2004	1,002	1,209	24,292	11		*1	
2003	593	2,761	26,458	17		*1	
2002	318	2,419	24,338	9		*1	
2001	235	7,744	17,734	28		*1	
2000	437	4,841	23,901	45		*1	
1999	344	9,907	27,880	98		*1	
1998	289	3,744	19,492	102		*1	
1997						*1	
1996						*1	
1995						*1	

Notes:
*1 Tariff rates and notes are the same as those for EU25 (See table 3.28).

Table 3.129. German Imports of Sour cherries, Frozen, No sugar (**08119075**)

08119075		Sour cherries "Prunus cerasus", whether or not boiled or steamed, frozen, not containing sugar or other sweetening matter					
This code is currently:		USED		NOT USED ANY MORE			
Unit: MT	Trade partners				Tariff rates for imports from the US	Notes	
	BELGIUM	EU25 EXTRA	EU25 INTRA	US			
2005	1,607	18,943	30,745	1		*1	
2004	2,040	11,406	37,353			*1	
2003	1,121	12,995	46,596	78		*1	
2002	1,050	11,566	40,084	18		*1	
2001	1,076	8,033	46,304	42		*1	
2000	1,242	9,643	50,254	172		*1	
1999	1,659	11,535	36,972	254		*1	
1998	2,531	12,544	35,864	737		*1	
1997	2,256	14,496	28,841	2,653		*1	
1996	2,467	14,767	22,018	3,654		*1	
1995	2,927	13,385	24,724	1,261		*1	

Notes:
*1 Tariff rates and notes are the same as those for EU25 (See table 3.29).

Table 3.130. German Imports of Cherries, Frozen, No sugar (excl. sour cherries) (08119080)

08119080		Cherries, whether or not boiled or steamed, frozen, not containing added sugar or other sweetening matter (excl. sour cherries "Prunus cerasus")					
This code is currently:		USED		NOT USED ANY MORE			
Unit: MT	Trade partners				Tariff rates for imports from the US	Notes	
	BELGIUM	EU25 EXTRA	EU25 INTRA	US			
2005	57	861	3,764			*1	
2004	124	845	5,321			*1	
2003	43	606	3,212			*1	
2002	113	864	2,611	21		*1	
2001	72	1,259	2,339			*1	
2000	201	668	1,944			*1	
1999	657	666	2,427			*1	
1998	1,180	720	2,833			*1	
1997	1,680	1,218	3,729	34		*1	
1996	1,639	904	3,110			*1	
1995	1,199	474	2,891	19		*1	

Notes:
*1 Tariff rates and notes are the same as those for EU25 (See table 3.30).

Table 3.131. German Imports of Cherries, Provisionally preserved, Inedible (08121000)

08121000		Cherries, provisionally preserved, e.g. by sulphur dioxide gas, in brine, in sulphur water or in other preservative solutions, but unsuitable in that state for immediate consumption					
This code is currently:		USED		NOT USED ANY MORE			
Unit: MT	Trade partners				Tariff rates for imports from the US	Notes	
	BELGIUM	EU25 EXTRA	EU25 INTRA	US			
2005			330			*1	
2004		2	287			*1	
2003			269			*1	
2002	1		392			*1	
2001	1	89	346			*1	
2000	0		299			*1	
1999	81	2	447			*1	
1998	81		377			*1	
1997			222			*1	
1996	154		519			*1	
1995	26	44	430			*1	

Notes:
*1 Tariff rates and notes are the same as those for EU25 (See table 3.31).

Table 3.132. German Imports of Cherries, Preserved by sugar (20060031)

20060031		Cherries, with a sugar content of > 13%, preserved by sugar, drained, glacé or crystallized					
This code is currently:		USED		NOT USED ANY MORE			
Unit: MT	Trade partners				Tariff rates for imports from the US	Notes	
	BELGIUM	EU25 EXTRA	EU25 INTRA	US			
2005	2		533			*1	
2004	0	48	403			*1	
2003	8	2	525			*1	
2002	1	4	540			*1	
2001	21		655			*1	
2000		2	602			*1	
1999		0	741	0		*1	
1998	1		680			*1	
1997			777			*1	
1996	16	1	713	1		*1	
1995		0	861	0		*1	

Year	EU25 Intra (MT)	EU25 Extra (MT)	Belgium (MT)	US (MT)
1995	861	0	0	0
1996	713	1	16	1
1997	777	0	0	0
1998	680	0	1	0
1999	741	0	0	0
2000	602	0	2	0
2001	655	0	21	0
2002	540	0	4	0
2003	525	0	8	0
2004	403	0	0	0
2005	533	0	2	0

Notes:
*1 Tariff rates and notes are the same as those for EU25 (See table 3.32).

Table 3.133. German Imports of Cherry jams etc., with sugar > 30% (20079931)

20079931		Cherry jams, jellies, marmalades, purées or pastes, obtained by cooking, with sugar content of > 30% by weight (excl. homogenised preparations of subheading 2007.10)					
This code is currently:		USED		NOT USED ANY MORE			
Unit: MT	Trade partners				Tariff rates for imports from the US	Notes	
	BELGIUM	EU25 EXTRA	EU25 INTRA	US			
2005	27	94	1,562			*1	
2004	452	86	2,593			*1	
2003	1,002	68	2,764			*1	
2002	850	59	2,747	1		*1	
2001	833	60	2,465			*1	
2000	793	41	2,199			*1	
1999	848	49	2,517			*1	
1998	980	41	2,920	0		*1	
1997	1,157	68	3,100			*1	
1996	1,372	28	3,152			*1	
1995	1,262	19	3,101			*1	

Notes:
*1 Tariff rates and notes are the same as those for EU25 (See table 3.33).

Table 3.134. German Imports of Cherries, Prepared or preserved, with sugar > 9% and alcohol <= 11,85% (20086011)

20086011		Cherries, prepared or preserved, containing added spirit, with sugar content of > 9% and actual alcoholic strength of <= 11,85% mas				
This code is currently:		USED		NOT USED ANY MORE		
Unit: MT	Trade partners				Tariff rates for imports from the US	Notes
	BELGIUM	EU25 EXTRA	EU25 INTRA	US		
2005		1	6			*1
2004	0	6	22			*1
2003			70			*1
2002			75			*1
2001	0	37	26			*1
2000			31			*1
1999		0	34			*1
1998			31			*1
1997		3	0			*1
1996			40			*1
1995			0			*1

Notes:
*1 Tariff rates and notes are the same as those for EU25 (See table 3.34).

Table 3.135. German Imports of Cherries, Prepared or preserved, with sugar > 9% and alcohol > 11,85% (20086019)

20086019		Cherries, prepared or preserved, containing added spirit, with sugar content of > 9% and actual alcoholic strength of > 11,85% mas					
This code is currently:		USED		NOT USED ANY MORE			
Unit: MT	Trade partners				Tariff rates for imports from the US	Notes	
	BELGIUM	EU25 EXTRA	EU25 INTRA	US			
2005		4,589	1,388			*1	
2004		4,726	776			*1	
2003		5,118	284			*1	
2002		3,998	809			*1	
2001		4,578	165			*1	
2000		2,859	532			*1	
1999		5,222	488			*1	
1998	20	4,599	1,166	14		*1	
1997		4,695	771	23		*1	
1996		5,219	613			*1	
1995		5,890	298	16		*1	

Notes:
*1 Tariff rates and notes are the same as those for EU25 (See table 3.35).

Table 3.136. German Imports of Cherries, Prepared or preserved, with sugar <= 9% and alcohol <= 11,85% (20086031)

20086031		Cherries, prepared or preserved, containing added spirit, with actual alcoholic strength <= 11,85% mas (excl. sugar content > 9%)					
This code is currently:		USED		NOT USED ANY MORE			
Unit: MT	Trade partners				Tariff rates for imports from the US	Notes	
	BELGIUM	EU25 EXTRA	EU25 INTRA	US			
2005						*1	
2004			88			*1	
2003						*1	
2002						*1	
2001						*1	
2000						*1	
1999						*1	
1998			1			*1	
1997		17				*1	
1996						*1	
1995						*1	

Year	EU25_Extra (MT)	EU25_Intra (MT)	Belgium (MT)	US (MT)
1995	0	0	0	0
1996	0	0	0	0
1997	17	0	0	0
1998	0	1	0	0
1999	0	0	0	0
2000	0	0	0	0
2001	0	0	0	0
2002	0	0	0	0
2003	0	0	0	0
2004	0	88	0	0
2005	0	0	0	0

Notes:
*1 Tariff rates and notes are the same as those for EU25 (See table 3.36).

Table 3.137. German Imports of Cherries, Prepared or preserved, with sugar <= 9% and alcohol > 11,85% (20086039)

20086039		Cherries, prepared or preserved, containing added spirit, with actual alcoholic strength of > 11,85% mas (excl. sugar content of > 9%)				
This code is currently:		USED		NOT USED ANY MORE		
Unit: MT	Trade partners				Tariff rates for imports from the US	Notes
	BELGIUM	EU25 EXTRA	EU25 INTRA	US		
2005	0	2,432	202			*1
2004		1,439	230			*1
2003		551	407			*1
2002		374	895			*1
2001		206	1,079			*1
2000		638	1,006			*1
1999	3	457	908			*1
1998	1	369	636			*1
1997		450	810			*1
1996		309	856			*1
1995		471	1,077	3		*1

Notes:
*1 Tariff rates and notes are the same as those for EU25 (See table 3.37).

Table 3.138. German Imports of Cherries, Prepared or preserved, With sugar but no spirit, Net content > 1kg (20086050)

20086050		Cherries, prepared or preserved, containing no spirit but with added sugar, in immediate packings of a net content > 1 kg				
This code is currently:		USED		NOT USED ANY MORE		
Unit: MT	Trade partners				Tariff rates for imports from the US	Notes
	BELGIUM	EU25 EXTRA	EU25 INTRA	US		
2005	1,337	4,004	7,382	639		*1
2004						*1
2003						*1
2002						*1
2001						*1
2000						*1
1999						*1
1998						*1
1997						*1
1996						*1
1995						*1

Notes:
*1 Tariff rates and notes are the same as those for EU25 (See table 3.38).

Table 3.139. German Imports of Sour cherries, Prepared or preserved, With sugar but no spirit, Net content > 1kg (20086051)

20086051		Sour cherries 'Prunus cerasus', prepared or preserved, containing no spirit but with added sugar, in immediate packings of a net content of > 1 kg				
This code is currently:		USED		NOT USED ANY MORE		
Unit: MT	Trade partners				Tariff rates for imports from the US	Notes
	BELGIUM	EU25 EXTRA	EU25 INTRA	US		
2005						*1
2004	1,105	3,593	5,156	784		*1
2003	3,272	4,714	4,646	634		*1
2002	1,479	4,628	2,446	1,600		*1
2001	1,028	6,185	2,183	3,146		*1
2000	2,127	5,625	3,744	3,004		*1
1999	2,150	7,675	3,292	4,710		*1
1998	1,187	6,677	2,712	4,656		*1
1997	274	8,838	2,207	4,481		*1
1996	372	7,499	2,215	5,075		*1
1995	161	6,826	2,429	2,988		*1

Notes:
*1 Tariff rates and notes are the same as those for EU25 (See table 3.39).

Table 3.140. German Imports of Cherries (excl. sour cherries), Prepared or preserved, With sugar but no spirit, Net content > 1kg (20086059)

20086059		Cherries, prepared or preserved, containing no spirit but with added sugar, in immediate packings of a net content > 1 kg (excl. sour cherries 'Prunus cerasus')				
This code is currently:		USED			NOT USED ANY MORE	
Unit: MT	Trade partners				Tariff rates for imports from the US	Notes
	BELGIUM	EU25 EXTRA	EU25 INTRA	US		
2005						*1
2004	26	35	1,005	2		*1
2003	143	20	424	18		*1
2002	257		529			*1
2001	395	1	753			*1
2000	126		355			*1
1999	2	1	138			*1
1998	6		138			*1
1997	118	1	395			*1
1996	10	2	237			*1
1995		17	355			*1

Notes:
*1 Tariff rates and notes are the same as those for EU25 (See table 3.40).

Table 3.141. German Imports of Cherries, Prepared or preserved, With sugar but no spirit, Net content <= 1kg (**20086060**)

20086060		Cherries, prepared or preserved, containing no spirit but with added sugar, in immediate packings of a net content <= 1 kg				
This code is currently:		USED		NOT USED ANY MORE		
Unit: MT	Trade partners				Tariff rates for imports from the US	Notes
	BELGIUM	EU25 EXTRA	EU25 INTRA	US		
2005	870	1,494	22,403	19		*1
2004						*1
2003						*1
2002						*1
2001						*1
2000						*1
1999						*1
1998						*1
1997						*1
1996						*1
1995						*1

Notes:
*1 Tariff rates and notes are the same as those for EU25 (See table 3.41).

Table 3.142. German Imports of Sour cherries, Prepared or preserved, With sugar but no spirit, Net content <= 1kg (**20086061**)

20086061		Sour cherries 'Prunus cerasus', prepared or preserved, containing no spirit but with added sugar, in immediate packings of a net content <= 1 kg				
This code is currently:		USED			NOT USED ANY MORE	
Unit: MT	Trade partners				Tariff rates for imports from the US	Notes
	BELGIUM	EU25 EXTRA	EU25 INTRA	US		
2005						*1
2004	835	3,555	23,790	18		*1
2003	274	2,990	21,525			*1
2002	536	399	21,996			*1
2001	56	1,738	13,486	255		*1
2000	1	1,544	10,475	142		*1
1999	230	1,768	10,758	79		*1
1998	254	1,615	10,160	296		*1
1997	372	3,389	9,727	20		*1
1996	185	1,769	9,874			*1
1995	325	718	13,465	33		*1

Notes:
*1 Tariff rates and notes are the same as those for EU25 (See table 3.42).

Table 3.143. German Imports of Cherries (excl. sour cherries), Prepared or preserved, With sugar but no spirit, Net content <= 1kg (20086069)

20086069		Cherries, prepared or preserved, containing no spirit but with added sugar, in immediate packings of a net content <= 1 kg (excl. sour cherries 'Prunus cerasus')				
This code is currently:		USED			NOT USED ANY MORE	
Unit: MT	Trade partners				Tariff rates for imports from the US	Notes
	BELGIUM	EU25 EXTRA	EU25 INTRA	US		
2005						*1
2004	201	464	4,102			*1
2003	163	461	1,755	3		*1
2002	157	94	1,431	2		*1
2001	130	270	1,333	9		*1
2000	67	661	1,902	11		*1
1999	107	726	3,441	17		*1
1998	89	804	2,702	10		*1
1997	121	531	2,363	5		*1
1996	140	465	938	18		*1
1995	822	353	1,672	10		*1

Notes:
*1 Tariff rates and notes are the same as those for EU25 (See table 3.43).

Table 3.144. German Imports of Cherries, Prepared or preserved, With no spirit or sugar, Net content $\geq 4,5\text{kg}$ (**20086070**)

20086070		Cherries, prepared or preserved, not containing added spirit or added sugar, in immediate packings of a net content $\geq 4,5$ kg				
This code is currently:		USED		NOT USED ANY MORE		
Unit: MT	Trade partners				Tariff rates for imports from the US	Notes
	BELGIUM	EU25 EXTRA	EU25 INTRA	US		
2005	859	241	2,407			*1
2004						*1
2003						*1
2002						*1
2001						*1
2000						*1
1999						*1
1998						*1
1997						*1
1996						*1
1995						*1

Notes:
*1 Tariff rates and notes are the same as those for EU25 (See table 3.44).

Table 3.145. German Imports of Sour cherries, Prepared or preserved, With no spirit or sugar, Net content >= 4,5kg (20086071)

20086071		Sour cherries 'Prunus cerasus', prepared or preserved, in immediate packings of a net content >= 4,5 kg (excl. added spirit or sugar)				
This code is currently:		USED		NOT USED ANY MORE		
Unit: MT	Trade partners				Tariff rates for imports from the US	Notes
	BELGIUM	EU25 EXTRA	EU25 INTRA	US		
2005						*1
2004	632	25	1,679			*1
2003	198	74	965			*1
2002	631	15	1,751			*1
2001	279	50	777			*1
2000	12	39	117			*1
1999	49		481			*1
1998	157	38	288			*1
1997	17	11	181			*1
1996	98	160	580			*1
1995	112	102	610			*1

Notes:
*1 Tariff rates and notes are the same as those for EU25 (See table 3.45).

Table 3.146. German Imports of Cherries (excl. sour cherries), Prepared or preserved, With no spirit or sugar, Net content >= 4,5kg (20086079)

20086079		Cherries, prepared or preserved, in immediate packings of a net content >= 4,5 kg (excl. added spirit or sugar and sour cherries 'Prunus cerasus')				
This code is currently:		USED			NOT USED ANY MORE	
Unit: MT	Trade partners				Tariff rates for imports from the US	Notes
	BELGIUM	EU25 EXTRA	EU25 INTRA	US		
2005						*1
2004	119		725			*1
2003	172	1	172			*1
2002		7	2	4		*1
2001		14	2			*1
2000			12			*1
1999			0			*1
1998			7			*1
1997	14		30			*1
1996	2		9			*1
1995	11		13			*1

Notes:
*1 Tariff rates and notes are the same as those for EU25 (See table 3.46).

Table 3.147. German Imports of Cherries, Prepared or preserved, With no spirit or sugar, Net content < 4,5kg (**20086090**)

20086090		Cherries, prepared or preserved, not containing added spirit or added sugar, in immediate packings of a net content < 4,5 kg				
This code is currently:		USED		NOT USED ANY MORE		
Unit: MT	Trade partners				Tariff rates for imports from the US	Notes
	BELGIUM	EU25 EXTRA	EU25 INTRA	US		
2005	505	564	1,211	88		*1
2004						*1
2003						*1
2002						*1
2001						*1
2000						*1
1999						*1
1998						*1
1997						*1
1996						*1
1995						*1

Notes:
*1 Tariff rates and notes are the same as those for EU25 (See table 3.47).

Table 3.148. German Imports of Sour cherries, Prepared or preserved, With no spirit or sugar, Net content < 4,5kg (20086091)

20086091		Sour cherries 'Prunus cerasus', prepared or preserved, in immediate packings of a net content < 4,5 kg (excl. added spirit or sugar)				
This code is currently:		USED		NOT USED ANY MORE		
Unit: MT	Trade partners				Tariff rates for imports from the US	Notes
	BELGIUM	EU25 EXTRA	EU25 INTRA	US		
2005						*1
2004	567	210	1,795	33		*1
2003	492	193	1,140	140		*1
2002	555	191	1,727			*1
2001	444	441	1,070	157		*1
2000	561	757	1,404			*1
1999	371	776	811			*1
1998	328	539	714	17		*1
1997	373	773	858	163		*1
1996	449	1,235	1,031	331		*1
1995	440	894	1,157	168		*1

Notes:
*1 Tariff rates and notes are the same as those for EU25 (See table 3.48).

Table 3.149. German Imports of Cherries (excl. sour cherries), Prepared or preserved, With no spirit or sugar, Net content < 4,5kg (20086099)

20086099		Cherries, prepared or preserved, in immediate packings of a net content < 4,5 kg (excl. added spirit or sugar and sour cherries 'Prunus cerasus')				
This code is currently:		USED		NOT USED ANY MORE		
Unit: MT	Trade partners				Tariff rates for imports from the US	Notes
	BELGIUM	EU25 EXTRA	EU25 INTRA	US		
2005						*1
2004	1	54	20			*1
2003		1	22			*1
2002		66	73			*1
2001	17	21	88			*1
2000	8	49	33			*1
1999	1	40	13			*1
1998	3	19	21			*1
1997	22	14	35			*1
1996		17	1			*1
1995	3	48	28			*1

Notes:
*1 Tariff rates and notes are the same as those for EU25 (See table 3.49).

Table 3.150. German Imports of Cherry juice, Unfermented, Brix <= 67, Value > 30 Euro/100kg, Sugar added, No spirit (**20098071**)

20098071		Cherry juice, unfermented, Brix value <= 67 at 20°C, value of > 30 Euro per 100 kg net weight, containing added sugar (excl. containing spirit)				
This code is currently:		USED		NOT USED ANY MORE		
Unit: MT	Trade partners				Tariff rates for imports from the US	Notes
	BELGIUM	EU25 EXTRA	EU25 INTRA	US		
2005	16	3,314	2,185			*1
2004	7	1,883	3,412			*1
2003	8	4,998	2,011			*1
2002	10	1,956	1,461			*1
2001	4	3,074	2,151			*1
2000		1,750	1,694			*1
1999		3,751	777	5		*1
1998		2,524	1,339	73		*1
1997		4,744	919			*1
1996		2,284	661			*1
1995		1,117	1,722			*1

Year	EU25_Extra (MT)	EU25_Intra (MT)	Belgium (MT)	US (MT)
1995	1,117	1,722		
1996	2,284	661		
1997	4,744	919		
1998	2,524	1,339		
1999	3,751	777		5
2000	1,750	1,694		
2001	3,074	2,151		
2002	1,956	1,461		
2003	4,998	2,011		
2004	1,883	3,412		
2005	16	3,314		

Notes:
*1 Tariff rates and notes are the same as those for EU25 (See table 3.50).

Table 3.151. German Imports of Cherry juice, Unfermented, Brix <= 67, No sugar or spirit (20098096)

20098096		Cherry juice, unfermented, Brix value <= 67 at 20°C (excl. containing added sugar or containing spirit)				
This code is currently:		USED			NOT USED ANY MORE	
Unit: MT	Trade partners				Tariff rates for imports from the US	Notes
	BELGIUM	EU25 EXTRA	EU25 INTRA	US		
2005	94	267	1,555			*1
2004	100	238	3,442			*1
2003	42	284	3,464			*1
2002	89	232	4,160			*1
2001	41	354	2,628			*1
2000	16	186	1,686			*1
1999	2	614	626			*1
1998	10	338	1,830	21		*1
1997	96	417	1,624			*1
1996	47	693	473			*1
1995	66	255	1,126			*1

Notes:
*1 Tariff rates and notes are the same as those for EU25 (See table 3.51).

Table 3.152. German Exports of Fresh sour cherries (**08092005**)

08092005		Fresh sour cherries "Prunus cerasus"			
This code is currently:		USED		NOT USED ANY MORE	
Unit: MT	Trade partners				Notes
	BELGIUM	EU25 EXTRA	EU25 INTRA	US	
2005	366		928		
2004	626	36	1,907		
2003	1,430	49	3,427		
2002	884	47	1,820		
2001	2,462	39	5,868		
2000	1,608	217	5,364		
1999	515	149	3,433		
1998	769	95	3,529		
1997					
1996					
1995					

Year	EU25_Extra (MT)	EU25_Intra (MT)	Belgium (MT)	US (MT)
1995	0	0	0	0
1996	0	0	0	0
1997	0	0	0	0
1998	0	3,529	769	0
1999	0	3,433	515	0
2000	0	5,364	1,608	0
2001	0	5,868	2,462	0
2002	0	1,820	884	0
2003	0	3,427	1,430	0
2004	0	1,907	626	0
2005	0	928	366	0

Notes:

Table 3.153. German Exports of Fresh cherries (excl. sour cherries) (**08092095**)

08092095		Fresh cherries (excl. sour cherries "Prunus cerasus")			
This code is currently:		USED		NOT USED ANY MORE	
Unit: MT	Trade partners				Notes
	BELGIUM	EU25 EXTRA	EU25 INTRA	US	
2005	40	586	2,943		
2004	131	1,652	5,449		
2003	84	773	2,263		
2002	26	467	1,411		
2001	386	931	2,581		
2000	384	1,041	2,979		
1999	32	74	1,055		
1998	213	51	2,272		
1997					
1996					
1995					

Year	EU25_Intra (MT)	EU25_Extra (MT)	Belgium (MT)	US (MT)
1995	0	0	0	0
1996	0	0	0	0
1997	0	0	0	0
1998	2,272	51	213	0
1999	1,055	74	32	0
2000	2,979	1,041	384	0
2001	2,581	931	386	0
2002	1,411	467	26	0
2003	2,263	773	84	0
2004	5,449	1,652	131	0
2005	2,943	586	40	0

Notes:

Table 3.154. German Exports of Sour cherries, Frozen, No sugar (08119075)

08119075		Sour cherries "Prunus cerasus", whether or not boiled or steamed, frozen, not containing sugar or other sweetening matter			
This code is currently:		USED	NOT USED ANY MORE		
Unit: MT	Trade partners				Notes
	BELGIUM	EU25 EXTRA	EU25 INTRA	US	
2005	546	377	3,061	165	
2004	417	141	3,577		
2003	1,136	7	9,261		
2002	895	101	7,910		
2001	886	76	6,246		
2000	692	95	7,235		
1999	377	27	3,466		
1998	327	72	4,845		
1997	231	46	3,664		
1996	106	44	4,539		
1995	1,199	32	4,762		

Year	EU25_Extra (MT)	EU25_Intra (MT)	Belgium (MT)	US (MT)
1995	32	4,762	1,199	0
1996	44	4,539	106	0
1997	46	3,664	231	0
1998	72	4,845	327	0
1999	27	3,466	377	0
2000	95	7,235	692	0
2001	76	6,246	886	0
2002	101	7,910	895	0
2003	7	9,261	1,136	0
2004	141	3,577	417	0
2005	377	3,061	546	165

Notes:

Table 3.155. German Exports of Cherries, Frozen, No sugar (excl. sour cherries) (08119080)

08119080		Cherries, whether or not boiled or steamed, frozen, not containing added sugar or other sweetening matter (excl. sour cherries "Prunus cerasus")			
This code is currently:		USED		NOT USED ANY MORE	
Unit: MT	Trade partners				Notes
	BELGIUM	EU25 EXTRA	EU25 INTRA	US	
2005	16	40	364		
2004		32	291		
2003		206	647		
2002	25	163	188		
2001	26	226	133		
2000		350	183		
1999	25	124	338		
1998	107	82	365		
1997	184	104	399		
1996	67	104	656	6	
1995	143	124	464		

Year	EU25_Extra (MT)	EU25_Intra (MT)	Belgium (MT)	US (MT)
1995	124	464	143	0
1996	104	656	67	6
1997	104	399	184	0
1998	82	365	107	0
1999	124	338	25	0
2000	350	183	0	0
2001	226	133	26	0
2002	163	188	25	0
2003	206	647	0	0
2004	32	291	0	0
2005	40	364	16	0

Notes:

Table 3.156. German Exports of Cherries, Provisionally preserved, Inedible (**08121000**)

08121000	Cherries, provisionally preserved, e.g. by sulphur dioxide gas, in brine, in sulphur water or in other preservative solutions, but unsuitable in that state for immediate consumption			
This code is currently:	USED	NOT USED ANY MORE		
Unit: MT	Trade partners			
	BELGIUM	EU25 EXTRA	EU25 INTRA	US
Notes				
2005		375		
2004		208	1	
2003		0	30	
2002		732	1	
2001		146	10	
2000			11	
1999			2	
1998				
1997				
1996		1	20	
1995		3	4	

Year	EU25_Extra (MT)	EU25_Intra (MT)	Belgium (MT)	US (MT)
1995	3	4		
1996	1	20		
1997				
1998				
1999				
2000				
2001	146	10		
2002	732	1		
2003	0	30		
2004	208	1		
2005	375			

Notes:

Table 3.157. German Exports of Cherries, Preserved by sugar (20060031)

20060031		Cherries, with a sugar content of > 13%, preserved by sugar, drained, glacé or crystallized			
This code is currently:		USED		NOT USED ANY MORE	
Unit: MT	Trade partners				Notes
	BELGIUM	EU25 EXTRA	EU25 INTRA	US	
2005		3	9	0	
2004		4	7	0	
2003		5	7		
2002	1	9	7		
2001	3	7	10		
2000	0	4	3		
1999	1	3	6		
1998	0	5	6		
1997	0	10	8		
1996	1	8	7		
1995	1	6	216		

Notes:

Table 3.158. German Exports of Cherry jams etc., with sugar > 30% (20079931)

20079931	Cherry jams, jellies, marmalades, purées or pastes, obtained by cooking, with sugar content of > 30% by weight (excl. homogenised preparations of subheading 2007.10)				
This code is currently:	USED		NOT USED ANY MORE		
Unit: MT	Trade partners				Notes
	BELGIUM	EU25 EXTRA	EU25 INTRA	US	
2005	119	236	3,404	11	
2004	72	213	4,331	17	
2003	89	300	3,634	94	
2002	91	338	3,130	115	
2001	101	304	2,505	115	
2000	113	314	2,282	90	
1999	119	235	1,577	43	
1998	479	355	1,473	76	
1997	503	553	1,606	66	
1996	526	399	2,405	59	
1995	575	238	2,396	37	

Year	EU25_Extra (MT)	EU25_Intra (MT)	Belgium (MT)	US (MT)
1995	238	2,396	575	37
1996	399	2,405	526	59
1997	553	1,606	503	66
1998	355	1,473	479	76
1999	235	1,577	119	43
2000	314	2,282	113	90
2001	304	2,505	101	115
2002	338	3,130	91	115
2003	300	3,634	89	94
2004	213	4,331	72	17
2005	236	3,404	119	11

Notes:

Table 3.159. German Exports of Cherries, Prepared or preserved, with sugar > 9% and alcohol <= 11,85% (20086011)

20086011		Cherries, prepared or preserved, containing added spirit, with sugar content of > 9% and actual alcoholic strength of <= 11,85% mas			
This code is currently:		USED	NOT USED ANY MORE		
Unit: MT	Trade partners				Notes
	BELGIUM	EU25 EXTRA	EU25 INTRA	US	
2005					
2004			0		
2003					
2002					
2001					
2000	2	1	3		
1999	4		6		
1998	9		12		
1997	14		29		
1996		0	21		
1995		2	14	2	

Notes:

Table 3.160. German Exports of Cherries, Prepared or preserved, with sugar > 9% and alcohol > 11,85% (20086019)

20086019		Cherries, prepared or preserved, containing added spirit, with sugar content of > 9% and actual alcoholic strength of > 11,85% mas			
This code is currently:		USED	NOT USED ANY MORE		
Unit: MT	Trade partners				Notes
	BELGIUM	EU25 EXTRA	EU25 INTRA	US	
2005		313		0	
2004					
2003		10	36		
2002			1		
2001		50	1		
2000		81	33		
1999		25	40		
1998	6		194		
1997			243		
1996		3	156		
1995	178	6	185		

Notes:

Table 3.161. German Exports of Cherries, Prepared or preserved, with sugar <= 9% and alcohol <= 11,85% (20086031)

20086031		Cherries, prepared or preserved, containing added spirit, with actual alcoholic strength <= 11,85% mas (excl. sugar content > 9%)			
This code is currently:		USED	NOT USED ANY MORE		
Unit: MT	Trade partners				Notes
	BELGIUM	EU25 EXTRA	EU25 INTRA	US	
2005					
2004					
2003					
2002		0			
2001					
2000					
1999					
1998					
1997					
1996			60		
1995					

The chart displays EU25 (MT) exports from 1995 to 2005. The Y-axis ranges from 0 to 70. A single bar for 1996 reaches approximately 60. The legend includes EU25_Extra (grey), EU25_Intra (yellow), Belgium (purple triangle), and US (blue square).

Year	EU25 (MT)
1995	0
1996	60
1997	0
1998	0
1999	0
2000	0
2001	0
2002	0
2003	0
2004	0
2005	0

Notes:

Table 3.162. German Exports of Cherries, Prepared or preserved, with sugar $\leq 9\%$ and alcohol $> 11,85\%$ (**20086039**)

20086039		Cherries, prepared or preserved, containing added spirit, with actual alcoholic strength of $> 11,85\%$ mas (excl. sugar content of $> 9\%$)			
This code is currently:		USED	NOT USED ANY MORE		
Unit: MT	Trade partners				Notes
	BELGIUM	EU25 EXTRA	EU25 INTRA	US	
2005			15		
2004			95		
2003			33		
2002			120		
2001					
2000		1	74		
1999			323		
1998		1	42		
1997		2	8		
1996		1	1		
1995	2	16	89		

Year	EU25_Extra (MT)	EU25_Intra (MT)	Belgium (MT)	US (MT)
1995	16	89	280	2
1996	1	1		
1997	2	8		
1998	1	42		
1999		323		
2000		74		
2001				
2002		120		
2003		33		
2004		95		
2005		15		

Notes:

Table 3.163. German Exports of Cherries, Prepared or preserved, With sugar but no spirit, Net content > 1kg (20086050)

20086050		Cherries, prepared or preserved, containing no spirit but with added sugar, in immediate packings of a net content > 1 kg			
This code is currently:		USED *1		NOT USED ANY MORE	
Unit: MT	Trade partners				Notes
	BELGIUM	EU25 EXTRA	EU25 INTRA	US	
2005	375	118	6,992		
2004					
2003					
2002					
2001					
2000					
1999					
1998					
1997					
1996					
1995					

Notes:
*1 Until 2004, this product had more detailed classification codes: 20086051 and 20086059. See the next two tables.

Table 3.164. German Exports of Sour cherries, Prepared or preserved, With sugar but no spirit, Net content > 1kg (20086051)

20086051		Sour cherries 'Prunus cerasus', prepared or preserved, containing no spirit but with added sugar, in immediate packings of a net content of > 1 kg			
This code is currently:		USED		NOT USED ANY MORE *1	
Unit: MT	Trade partners				Notes
	BELGIUM	EU25 EXTRA	EU25 INTRA	US	
2005					
2004	214	167	6,208	6	
2003	221	130	6,062	1	
2002	135	123	6,374		
2001	136	147	5,926	6	
2000	327	256	3,702	3	
1999	209	743	5,916	4	
1998	332	484	5,555	2	
1997	278	215	3,789	3	
1996	315	98	2,307	2	
1995	353	50	1,612		

Notes:
*1 This code and 20086059 were combined into 20086050 (Cherries, prepared or preserved, containing no spirit but with added sugar, in immediate packings of a net content > 1 kg) in 2005.

Table 3.165. German Exports of Cherries (excl. sour cherries), Prepared or preserved, With sugar but no spirit, Net content > 1kg (20086059)

20086059		Cherries, prepared or preserved, containing no spirit but with added sugar, in immediate packings of a net content > 1 kg (excl. sour cherries 'Prunus cerasus')			
This code is currently:		USED		NOT USED ANY MORE *1	
Unit: MT	Trade partners				Notes
	BELGIUM	EU25 EXTRA	EU25 INTRA	US	
2005					
2004	121	1	2,722		
2003	133	6	1,839		
2002	19	6	5,185	1	
2001	12	11	4,969	1	
2000	22	23	2,525	1	
1999	10	33	2,713	3	
1998	12	28	2,604	2	
1997	18	54	2,893	1	
1996	12	21	2,536	2	
1995	27	13	2,371		

Year	EU25_Extra (MT)	EU25_Intra (MT)	Belgium (MT)	US (MT)
1995	0	2,371	27	13
1996	0	2,536	12	21
1997	0	2,893	18	54
1998	0	2,604	12	28
1999	0	2,713	10	33
2000	0	2,525	22	23
2001	0	4,969	12	11
2002	0	5,185	19	6
2003	0	1,839	133	6
2004	0	2,722	121	1
2005	0	0	0	0

Notes:
*1 This code and 20086051 were combined into 20086050 (Cherries, prepared or preserved, containing no spirit but with added sugar, in immediate packings of a net content > 1 kg) in 2005.

Table 3.166. German Exports of Cherries, Prepared or preserved, With sugar but no spirit, Net content <= 1kg (**20086060**)

20086060		Cherries, prepared or preserved, containing no spirit but with added sugar, in immediate packings of a net content <= 1 kg			
This code is currently:		USED *1		NOT USED ANY MORE	
Unit: MT	Trade partners				Notes
	BELGIUM	EU25 EXTRA	EU25 INTRA	US	
2005	17	758	812	155	
2004					
2003					
2002					
2001					
2000					
1999					
1998					
1997					
1996					
1995					

Notes:
*1 Until 2004, this product had more detailed classification codes: 20086061 and 20086069. See the next two tables.

Table 3.167. German Exports of Sour cherries, Prepared or preserved, With sugar but no spirit, Net content <= 1kg (20086061)

20086061		Sour cherries 'Prunus cerasus', prepared or preserved, containing no spirit but with added sugar, in immediate packings of a net content <= 1 kg			
This code is currently:		USED		NOT USED ANY MORE *1	
Unit: MT	Trade partners				Notes
	BELGIUM	EU25 EXTRA	EU25 INTRA	US	
2005					
2004	91	414	631	318	
2003	101	278	353	227	
2002	285	242	872	180	
2001	15	162	1,094	135	
2000	17	35	723	5	
1999	18	158	406	115	
1998	77	110	486	84	
1997	48	36	978	6	
1996	466	58	1,506	4	
1995	45	54	1,246	4	

Notes:
*1 This code and 20086069 were combined into 20086060 (Cherries, prepared or preserved, containing no spirit but with added sugar, in immediate packings of a net content <= 1 kg) in 2005.

Table 3.168. German Exports of Cherries (excl. sour cherries), Prepared or preserved, With sugar but no spirit, Net content <= 1kg (20086069)

20086069		Cherries, prepared or preserved, containing no spirit but with added sugar, in immediate packings of a net content <= 1 kg (excl. sour cherries 'Prunus cerasus')			
This code is currently:		USED		NOT USED ANY MORE *1	
Unit: MT	Trade partners				Notes
	BELGIUM	EU25 EXTRA	EU25 INTRA	US	
2005					
2004	4	208	266	0	
2003		201	117		
2002	2	199	253	1	
2001		158	234		
2000	1	211	254		
1999	69	175	496	1	
1998	96	174	713		
1997	46	30	589		
1996	49	22	468		
1995	37	34	354	1	

Notes:
*1 This code and 20086061 were combined into 20086060 (Cherries, prepared or preserved, containing no spirit but with added sugar, in immediate packings of a net content <= 1 kg) in 2005.

Table 3.169. German Exports of Cherries, Prepared or preserved, With no spirit or sugar, Net content $\geq 4,5\text{kg}$ (**20086070**)

20086070		Cherries, prepared or preserved, not containing added spirit or added sugar, in immediate packings of a net content $\geq 4,5$ kg			
This code is currently:		USED *1		NOT USED ANY MORE	
Unit: MT	Trade partners				Notes
	BELGIUM	EU25 EXTRA	EU25 INTRA	US	
2005	26	11	1,314		
2004					
2003					
2002					
2001					
2000					
1999					
1998					
1997					
1996					
1995					

Notes:
*1 Until 2004, this product had more detailed classification codes: 20086071 and 20086079. See the next two tables.

Table 3.170. German Exports of Sour cherries, Prepared or preserved, With no spirit or sugar, Net content >= 4,5kg (**20086071**)

20086071		Sour cherries 'Prunus cerasus', prepared or preserved, in immediate packings of a net content >= 4,5 kg (excl. added spirit or sugar)			
This code is currently:		USED		NOT USED ANY MORE *1	
Unit: MT	Trade partners				Notes
	BELGIUM	EU25 EXTRA	EU25 INTRA	US	
2005					
2004	0		646		
2003	21	0	70		
2002	2		143		
2001			67		
2000	154	0	211		
1999	1	22	91		
1998	2	0	12		
1997		1	38	1	
1996			79		
1995			12		

Notes:
*1 This code and 20086079 were combined into 20086070 (Cherries, prepared or preserved, not containing added spirit or added sugar, in immediate packings of a net content >= 4,5 kg) in 2005.

Table 3.171. German Exports of Cherries (excl. sour cherries), Prepared or preserved, With no spirit or sugar, Net content >= 4,5kg (20086079)

20086079		Cherries, prepared or preserved, in immediate packings of a net content >= 4,5 kg (excl. added spirit or sugar and sour cherries 'Prunus cerasus')			
This code is currently:		USED		NOT USED ANY MORE *1	
Unit: MT	Trade partners				Notes
	BELGIUM	EU25 EXTRA	EU25 INTRA	US	
2005					
2004	23		30		
2003	16		23		
2002	32	0	43		
2001			10		
2000			4		
1999			26		
1998	44	1	82		
1997	13		59		
1996	2		230		
1995	54	7	233		

Notes:
*1 This code and 20086071 were combined into 20086070 (Cherries, prepared or preserved, not containing added spirit or added sugar, in immediate packings of a net content >= 4,5 kg) in 2005.

Table 3.172. German Exports of Cherries, Prepared or preserved, With no spirit or sugar, Net content < 4,5kg (**20086090**)

20086090		Cherries, prepared or preserved, not containing added spirit or added sugar, in immediate packings of a net content < 4,5 kg			
This code is currently:		USED *1		NOT USED ANY MORE	
Unit: MT	Trade partners				Notes
	BELGIUM	EU25 EXTRA	EU25 INTRA	US	
2005	1	80	112		
2004					
2003					
2002					
2001					
2000					
1999					
1998					
1997					
1996					
1995					

Notes:
*1 Until 2004, this product had more detailed classification codes: 20086091 and 20086099. See the next two tables.

Table 3.173. German Exports of Sour cherries, Prepared or preserved, With no spirit or sugar, Net content < 4,5kg (20086091)

20086091		Sour cherries 'Prunus cerasus', prepared or preserved, in immediate packings of a net content < 4,5 kg (excl. added spirit or sugar)			
This code is currently:		USED		NOT USED ANY MORE *1	
Unit: MT	Trade partners				Notes
	BELGIUM	EU25 EXTRA	EU25 INTRA	US	
2005					
2004		18	45	1	
2003	8	19	40		
2002	8	32	36		
2001	58	13	250		
2000	5	13	200		
1999	68	13	503		
1998	28	6	457		
1997	80	3	268		
1996	57	7	251		
1995	16	15	194		

Notes:
*1 This code and 20086099 were combined into 20086090 (Cherries, prepared or preserved, not containing added spirit or added sugar, in immediate packings of a net content < 4,5 kg) in 2005.

Table 3.174. German Exports of Cherries (excl. sour cherries), Prepared or preserved, With no spirit or sugar, Net content < 4,5kg (20086099)

20086099		Cherries, prepared or preserved, in immediate packings of a net content < 4,5 kg (excl. added spirit or sugar and sour cherries 'Prunus cerasus')			
This code is currently:		USED		NOT USED ANY MORE *1	
Unit: MT	Trade partners				Notes
	BELGIUM	EU25 EXTRA	EU25 INTRA	US	
2005					
2004		9	9	1	
2003		7	11		
2002		10	11		
2001		14	12		
2000	1	6	13		
1999		3	6		
1998		5	2		
1997		24	7		
1996	97	3	99		
1995	22	0	28		

Notes:
*1 This code and 20086091 were combined into 20086090 (Cherries, prepared or preserved, not containing added spirit or added sugar, in immediate packings of a net content < 4,5 kg) in 2005.

Table 3.175. German Exports of Cherry juice, Unfermented, Brix <= 67, Value > 30 Euro/100kg, Sugar added, No spirit (**20098071**)

20098071		Cherry juice, unfermented, Brix value <= 67 at 20°C, value of > 30 Euro per 100 kg net weight, containing added sugar (excl. containing spirit)			
This code is currently:		USED		NOT USED ANY MORE	
Unit: MT	Trade partners				Notes
	BELGIUM	EU25 EXTRA	EU25 INTRA	US	
2005	1,309	1,540	1,962	172	
2004	537	1,226	2,410	118	
2003	908	1,569	2,595	203	
2002	476	1,620	1,591	39	
2001	566	883	2,132	14	
2000	734	191	1,837		
1999	70	731	1,193	228	
1998	126	1,094	786	370	
1997	131	1,034	778	297	
1996	91	243	586	97	
1995	136	746	575	216	

Notes:

Table 3.176. German Exports of Cherry juice, Unfermented, Brix <= 67, No sugar or spirit (20098096)

20098096	Cherry juice, unfermented, Brix value <= 67 at 20°C (excl. containing added sugar or containing spirit)				
This code is currently:	USED		NOT USED ANY MORE		
Unit: MT	Trade partners				Notes
	BELGIUM	EU25 EXTRA	EU25 INTRA	US	
2005	1,084	29	2,035		
2004	1,295	9	1,307		
2003	800	4	912		
2002	690	2	698		
2001	452	3	653		
2000	60	6	121		
1999	577	6	800		
1998	439	3	535		
1997	417	2	474		
1996	375	12	598		
1995	403	6	485		

Year	EU25_Extra (MT)	EU25_Intra (MT)	Belgium (MT)	US (MT)
1995	6	485	403	12
1996	6	598	375	2
1997	6	474	417	3
1998	6	535	439	3
1999	6	800	577	6
2000	6	121	60	3
2001	3	653	452	12
2002	2	698	690	4
2003	4	912	800	9
2004	9	1,307	1,295	29
2005	29	2,035	1,084	4

Notes:

References

- Buckingham, D. E., & Gray, R. (1996). End use certificates for wheat: trade-distorting administrative barriers? Working paper, Centre for Studies in Agriculture, Law and the Environment.
- EUROPA. (2006). Combined Nomenclature, Common Customs Tariff and Integrated Tariff of the European Communities (Taric). Available at: <http://europa.eu.int/scadplus/leg/en/lvb/l11003.htm> . Accessed May 31, 2006.
- European Commission. (2005). Nota bene for the reporters. Eurostat External Trade Metadata. Available at <http://epp.eurostat.cec.eu.int/> . Accessed May 29, 2006.
- European Commission. (2006). Statistics on the trading of goods – User guide (2006 ed.) Available at <http://fd.comext.eurostat.cec.eu.int/xtweb/downloadobject.do> (direct link) or <http://fd.comext.eurostat.cec.eu.int/xtweb/setupolistmeta.do> (web site of Eurostat). Accessed May 29, 2006.
- European Union. (2003). Integrated tariff of the European Communities. Official Journal of the European Union. 30.4.2003. C103. Available at: http://ec.europa.eu/taxation_customs/dds/premnotes/2003_04_30_JOC103_EN.pdf. Accessed May 29, 2006.
- Fink, G. (1999). New protectionism in Central Europe exchange rate adjustment, customs tariffs and non-tariff measures. IEF Working Paper Nr. 31.
- Foreign Agricultural Service U.S. Mission to the European Union. (2006). EU import duties. Available at: <http://www.useu.be/agri/import.html>. Accessed May 13, 2006.
- Hillman, J. (1997). Non-tariff agricultural trade barriers revisited. In Orden, D., & Roberts, D. (eds.). Understanding technical barriers to agricultural trade. Minneapolis: International Agricultural Trade Research Consortium, University of Minnesota.
- Messerlin, P. A., & Zarrouk, J. (2000). Trade facilitation: technical regulations and customs procedures. The World Economy. Vol. 23. Issue 4. 577-593.
- Office of the United States Trade Representative. (2005). U.S. requests WTO panel against EU over European customs system. Press Releases, January 13. Available at: http://www.ustr.gov/Document_Library/Press_Releases/2005/January/US_Requests_WTO_Panel_Against_EU_Over_European_Customs_System.html. Accessed May 28, 2006.
- Roberts, D., Josling, T. E., Orden, D. (1999). A framework for analyzing technical trade barriers in agricultural markets. Market and Trade Economics Division, Economic Research Service, U.S. Department of Agriculture. Technical Bulletin No. 1876.

United States International Trade Commission. (2006a). Tariff information center. Available at <http://www.usitc.gov/tata/index.htm> Accessed May 13, 2006.

United States International Trade Commission. (2006b). Tariff information center: Official harmonized tariff schedule of the United States annotated. Available at: <http://www.usitc.gov/tata/hts/index.htm>. Accessed May 13, 2006.

United States Trade Representative. (2005). "U.S. requests WTO panel against EU over European customs system" Press Release, 01/13/2005.

USA Trade Online (2006). Trade classification system (Harmonized System). Available at: <http://www.usatradeonline.gov/usatrade.nsf/vwRef/TradeClass>. Accessed June 11, 2006.

US Census Bureau. (2001). FAQs. Available at: <http://www.census.gov/foreign-trade/faq/sb/sb0008.html>. Accessed May 13, 2006.

World Customs Organization (2006). Harmonized system convention. Available at: http://www.wcoomd.org/ie/En/Topics_Issues/topics_issues.html. Accessed May 13, 2006.

Online Sources of Data and Additional Information Presented in This Report

EUROPA http://europa.eu/index_en.htm

United States International Trade Commission <http://www.usitc.gov/>

U.S. Census Bureau <http://www.census.gov/>

U.S. Customs and Border Protection <http://www.cbp.gov/xp/cgov/home.xml>

USDA Foreign Agricultural Service <http://www.fas.usda.gov/>