



**AgEcon** SEARCH  
RESEARCH IN AGRICULTURAL & APPLIED ECONOMICS

*The World's Largest Open Access Agricultural & Applied Economics Digital Library*

**This document is discoverable and free to researchers across the globe due to the work of AgEcon Search.**

**Help ensure our sustainability.**

Give to AgEcon Search

AgEcon Search  
<http://ageconsearch.umn.edu>  
[aesearch@umn.edu](mailto:aesearch@umn.edu)

*Papers downloaded from **AgEcon Search** may be used for non-commercial purposes and personal study only. No other use, including posting to another Internet site, is permitted without permission from the copyright owner (not AgEcon Search), or as allowed under the provisions of Fair Use, U.S. Copyright Act, Title 17 U.S.C.*

California Department of Food and Agriculture

Agricultural Commissioners' Crop Reports

# Calaveras County

2005-2009

California County Agricultural Commissioners' Reports from the California Department of Food and Agriculture. This collection consists of annual crop and livestock data from each of the 58 California Counties. The collection covers 1915-1981; digitization of the rest of the collection is forthcoming.

This digitization project was funded by the Giannini Foundation of Agricultural Economics,  
<http://giannini.ucop.edu/>.

The work was completed by the staff of the Giannini Foundation Library, University of California, Berkeley, <http://are.berkeley.edu/library/>. **Please contact the Library to consult the originals.**

**CALAVERAS**  
**COUNTY**  
**2005**  
**REPORT OF**  
**AGRICULTURE**



# Calaveras County

## Environmental Management Agency

---

*Brian S. Moss* ♦ Agency Administrator / Director of Environmental Health  
*Mary Mutz* ♦ Agricultural Commissioner / Director of Weights and Measures  
*Lakhmir S. Grewal* ♦ Air Pollution Control Officer

A.G. Kawamura, Secretary  
California Department of Food and Agriculture  
And  
The Honorable Board of Supervisors  
County of Calaveras

I am pleased to present the 2005 Report of Agriculture for Calaveras County. This publication includes statistical information on acreage, yield, and gross value of Calaveras County's agricultural products in accordance with section 2279 and 2272 of the California Food and Agricultural Code. It must be emphasized that the values contained in this report represent gross receipts and in no way reflect net farm income.

The value of agricultural production for 2005 was \$23,637,300. This figure represents a 30% decrease from the 2004 gross production value of \$33,010,700. This decrease in production is due largely to the reduced amount of timber harvested in Calaveras County.

The amount of timber scheduled for harvest in Calaveras County was reduced because of a forest fire in an adjacent county. This forest fire forced the harvest of timber outside of Calaveras County. Livestock and Poultry Products are also reduced because of the closure of an egg production facility.

Cattle and calves are the county's leading farm commodity with a value of \$9,828,000. Poultry is second with a value of \$1,625,000. Wine grapes are the third leading commodity with a value of \$1,560,000.

I wish to express my sincere appreciation to the many individuals, organizations and agencies that furnished data essential to the compilation of this report. Special recognition is given to Shawn Zmak of my staff who compiled the report.

Respectfully submitted,

Mary Mutz  
Agricultural Commissioner

---

**Government Center, 891 Mountain Ranch Road, San Andreas, CA 95249-9709**

*Environmental Health Department* ♦ *Department of Agriculture & Weights and Measures* ♦ *Air Pollution Control District*  
(209) 754-6399 Fax (209) 754-6722 ♦ (209) 754-6504 Fax (209) 754-6521 ♦ (209) 754-6504 Fax (209) 754-6521

# **2005 ANNUAL CROP REPORT**



## **BOARD OF SUPERVISORS**

**BILL CLAUDINO, VICE CHAIR  
STEVE WILENSKY  
MERITA CALLAWAY, CHAIR  
THOMAS TRYON  
VICTORIA ERICKSON**

**DISTRICT 1 - SAN ANDREAS  
DISTRICT 2 - WEST POINT  
DISTRICT 3 - AVERY  
DISTRICT 4 - ANGELS CAMP  
DISTRICT 5 - VALLEY SPRINGS**

**TOM MITCHELL, COUNTY ADMINISTRATIVE OFFICER**

**PRESENTED BY  
MARY MUTZ  
AGRICULTURAL COMMISSIONER/SEALER**

### **STAFF**

**KARL O.E. KERSTAN  
BIOLOGIST/ INSPECTOR III**

**SHAWN ZMAK  
ACCOUNT TECHNICIAN III**

**M. SHAWN CASTEEL  
BIOLOGIST/INSPECTOR III**

**SEASONAL TECHNICIANS**

**ERIC MAYBERRY  
BIOLOGIST/INSPECTOR III**

**PETRA KEIPER  
JAMES CORDOVA  
LES FREEMAN**

**PAUL EADES  
AGRICULTURE/WEIGHTS &  
MEASURES TECHNICIAN**

### **RECAPITULATION**

<b>ITEM</b>	<b>2005</b>	<b>2004</b>	<b>2003</b>
<b>FRUIT AND NUT CROPS</b>	<b>\$2,336,100</b>	<b>\$2,132,100</b>	<b>\$1,667,500</b>
<b>FIELD CROPS</b>	<b>4,954,000</b>	<b>4,954,400</b>	<b>4,967,400</b>
<b>VEGETABLE CROPS</b>	<b>200,000</b>	<b>200,000</b>	<b>180,000</b>
<b>NURSERY CROPS</b>	<b>603,000</b>	<b>620,000</b>	<b>500,000</b>
<b>TIMBER</b>	<b>3,900,000</b>	<b>13,000,000</b>	<b>12,700,000</b>
<b>LIVESTOCK AND POULTRY PROD.</b>	<b>15,000</b>	<b>1,221,000</b>	<b>1,204,000</b>
<b>LIVESTOCK AND POULTRY</b>	<b>11,607,200</b>	<b>10,633,200</b>	<b>6,724,300</b>
<b>APIARY PRODUCTS</b>	<b>22,000</b>	<b>250,000</b>	<b>380,000</b>
<b>TOTAL</b>	<b>\$23,637,300</b>	<b>\$33,010,700</b>	<b>\$28,323,200</b>

## FRUIT AND NUT CROPS

CROP	YEAR	PRODUCTION			VALUE	
		HARVESTED ACREAGE	PER ACRE	TOTAL UNIT	PER UNIT	TOTAL
Walnuts (In shell)	2005	650	.70	455.00 TON	\$1,200.00	\$546,000
	2004	650	.80	520.00 TON	1,100.00	572,000
Apples	2005	70	2.50	175.00 TON	350.00	61,300
	2004	70	2.50	175.00 TON	350.00	61,300
Grapes (Wine)	2005	500	2.60	1,300.00 TON	1,200.00	1,560,000
	2004	500	2.40	1,200.00 TON	1,050.00	1,260,000
Olives*	2005	140	1.20	168.00 TON	380.00	63,800
	2004	140	1.20	168.00 TON	350.00	58,800
Misc.**	2005					105,000
	2004					<u>180,000</u>
					<b>TOTAL: 2005</b>	<b>\$2,336,100</b>
					<b>2004</b>	<b><u>\$2,132,100</u></b>

\*Includes fresh & oil

\*\*Includes cherries, berries, pears, peaches,  
pistachios, pecans, persimmons

## FIELD CROPS

CROP	YEAR	PRODUCTION			VALUE	
		HARVESTED ACREAGE	PER ACRE	TOTAL UNIT	PER UNIT	TOTAL
Grain Hay	2005	200	1.00	200.00 TON	\$100.00	\$20,000
	2004	200	1.00	200.00 TON	100.00	20,000
Legume Hay	2005	40	1.50	60.00 TON	110.00	6,600
	2004	40	1.50	60.00 TON	110.00	6,600
Native Hay	2005	50	.50	25.00 TON	71.00	1,800
	2004	50	.50	25.00 TON	71.00	1,800
Irrigated Pasture	2005	2,000		ACRE	120.00	240,000
	2004	2,000		ACRE	120.00	240,000
Rangeland	2005	388,000		ACRE	12.00	4,656,000
	2004	388,000		ACRE	12.00	4,656,000
Misc.* Field Crops	2005	100				30,000
	2004	100				<u>30,000</u>
					<b>TOTAL: 2005</b>	<b>\$4,954,000</b>
					<b>2004</b>	<b><u>\$4,954,000</u></b>

\*Includes wheat, safflower, beans, etc.

## TIMBER

CROP	YEAR	TOTAL	UNIT	VALUE	
				PER UNIT	TOTAL
Timber	2005	15,700	MBF	\$250.00	\$3,900,000
Production	2004	50,200	MBF	260.00	<u>\$13,000,000</u>

## LIVESTOCK AND POULTRY PRODUCTS

ITEM	YEAR	PRODUCTION		VALUE	
		NUMBER OF HEAD	LIVEWEIGHT	PER UNIT	TOTAL
Livestock	2005				\$15,000
& Poultry Products*	2004				<u>\$1,221,000</u>

\*Includes wool, mohair, eggs, etc.

## LIVESTOCK AND POULTRY

ITEM	YEAR	PRODUCTION		UNIT	VALUE	
		NUMBER OF HEAD	LIVEWEIGHT		PER UNIT	TOTAL
Cattle	2005	8300	104,550	CWT	\$94.00	\$9,828,000
& Calves	2004	15,000	101,250	CWT	85.20	8,627,000
Sheep	2005	1,000	1,000	CWT	95.00	95,000
& Lambs	2004	1,200	1,200	CWT	92.00	110,000
Swine	2005	500	1,000	CWT	45.00	45,000
	2004	1,000	1,800	CWT	44.00	79,200
Poultry*	2005					1,625,000
	2004					1,657,000
Misc.**	2005					14,200
	2004					<u>160,000</u>

\*Includes chickens, turkeys, games birds, squab, rabbits, etc...

TOTAL: 2005 \$11,607,200  
2004 \$10,633,200

\*\*Includes goats, emus, llamas, ostriches, etc.

## APIARY PRODUCTS

ITEM	YEAR	PRODUCTION		VALUE	
		NUMBER OF HEAD	LIVEWEIGHT	PER UNIT	TOTAL
Apiary*	2005				\$22,000
	2004				<u>\$250,000</u>

\*Includes honey, wax, pollination, etc.

## VEGETABLE CROPS

CROP	YEAR	PRODUCTION		VALUE	
					TOTAL
Vegetable	2005				\$200,000
Crops*	2004				<u>\$200,000</u>

\*Includes tomatoes, corn, peppers, melons, etc.

## NURSERY CROPS

CROP	YEAR	TOTAL	UNIT	VALUE	
				PER UNIT	TOTAL
Christmas Trees	2005	4,000	EACH	\$40.00	\$160,000
	2004	5,000	EACH	35.00	175,000
Nursery Products	2005				443,000
	2004				<u>445,000</u>
TOTAL: 2005					\$603,000
2004					<u>\$620,000</u>

## SUSTAINABLE AGRICULTURAL REPORTING

### BIOLOGICAL CONTROL PROGRAM

PEST	BIO-AGENT	PROGRAM
Ash Whitefly <i>Siphoninus phillyreae</i>	Parasitic Wasps, <i>Encarsia partenopea</i>	County-wide
Italian Thistle <i>Carduus pycnocephalus</i>	Seedhead Weevil, <i>Rhinocyllus conicus</i>	County-wide
Klamath Weed <i>Hypericum perforatum</i>	Leaf Eating Beetle, <i>Chrysolina quadrigemina</i>	County-wide
Milk Thistle <i>Silybum marianum</i>	Seedhead Weevil, <i>Rhinocyllus conicus</i>	County-wide
Puncturevine <i>Tribulus terrestris</i>	Seedhead Weevil, <i>Microlarinus lareynil</i> Stem Infesting Weevil, <i>Microlarinus lypriformis</i>	County-wide County-wide
Western Grapeleaf Skeletonizer <i>Harrisina brillians</i>	Parasitic Wasp, <i>Ametadoria misella</i> Parasitic Wasp, <i>Apanteles harrisinae</i>	County-wide County-wide
Yellow Starthistle <i>Centaurea solstitialis</i>	Seedhead Weevil, <i>Bangasternus orientalis</i> Seedhead Gall Fly, <i>Urophora sirunaseva</i> Flower Hairy Weevil, <i>Eustenopus villous</i> Seedhead Fly, <i>Chaetorellia succinea</i> Flower Weevil, <i>Larinus curtus</i> Rust Fungus, <i>Puccinia jaceae var. solstitialis</i>	County-wide County-wide County-wide County-wide County-wide 2 Sites
Russian Thistle <i>Salsola australis</i>	Stem Mining Moth, <i>Coleophora sp.</i>	County-wide
Red Gum Lerp Psyllid <i>Glycaspis brimblecomei</i>	Parasitic Wasps, <i>Psyllaephagus sp.</i>	County-wide



## PEST ERADICATION ACTIVITIES

<u>PEST</u>	<u>AGENT/MECHANISM</u>	<u>PROGRAM</u>
Dalmation Toadflax, <i>Linaria genistifolia</i>		No plants found, 2 sites
Scotch Thistle, <i>Onopordum acanthium</i>	Mechanical & Chemical	1 plant pulled, 1 site
Skeleton Weed, <i>Chondrilla juncea</i>	Mechanical & Chemical	1,800 plants pulled, 26 sites
Spotted Knapweed, <i>Centaurea maculosa</i>	Mechanical & Chemical	201 plants pulled, 16 sites
Diffuse Knapweed, <i>Centaurea diffusa</i>		No plants found, 2 sites
Diffuse-Spotted Knapweed, <i>Centaurea diffusa x maculosa</i>	Chemical	1 site
Plumeless Thistle, <i>Carduus acanthoides</i>	Mechanical & Chemical	120 plants pulled, 4 sites

## PEST EXCLUSION ACTIVITIES

<u>PEST</u>	<u>AGENT/MECHANISM</u>	<u>PROGRAM</u>
Exotic Pests (Commercial and household goods movements)	Terminal Shipments	4,342 inspections

## ORGANIC FARMING STATISTICS

<u>CROP</u>	<u>NUMBER OF FARMS</u>	<u>HARVESTED ACRES</u>
Vegetable & Fruit	5	53 Acres

### LEADING FARM COMMODITIES

Cattle and Calves	\$9,828,000
Poultry	1,625,000
Grapes (Wine)	1,560,000
Walnuts	546,000
Nursery Products	443,000
Vegetable Crops	200,000
Christmas Trees	160,000
Sheep and Lambs	95,000
Olives	63,800
Apples	61,300

### STATISTICS - CALAVERAS COUNTY

Total Land Area	662,791 Acres
Rangeland	212,056* Acres
Government Land	109,460 Acres
Water	16,300 Acres
Farms in County	576* Farms
All Farm Land	260,865* Acres
Irrigated Pasture	6,610* Acres
Land in Agricultural Preserves	137,060 Acres
Land in Timber Preserves	77,365 Acres

\*According to USDA National Agricultural Statistics Service

### COMPARATIVE PRODUCTION VALUES

2005	\$23,637,300	2000	\$32,802,500
2004	\$33,010,700	1999	\$35,480,800
2003	\$28,323,200	1998	\$32,800,800
2002	\$30,816,100	1997	\$36,205,200
2001	\$26,453,900	1996	\$35,121,900

**CALAVERAS**  
**COUNTY**  
**2006**  
**REPORT OF**  
**AGRICULTURE**



# *Calaveras County*

## *Environmental Management Agency*

---

*Brian S. Moss* ♦ Agency Administrator / Director of Environmental Health  
*Mary Mutz* ♦ Agricultural Commissioner / Director of Weights and Measures  
*Lakhmir S. Grewal* ♦ Air Pollution Control Officer

A.G. Kawamura, Secretary  
California Department of Food and Agriculture  
And  
The Honorable Board of Supervisors  
County of Calaveras

I am pleased to present the 2006 Report of Agriculture for Calaveras County. This publication includes statistical information on acreage, yield, and gross value of Calaveras County's agricultural products in accordance with section 2279 and 2272 of the California Food and Agricultural Code. It must be emphasized that the values contained in this report represent gross receipts and in no way reflect net farm income.

The value of agricultural production for 2006 was \$25,251,300. This figure represents a 17.5% increase from the 2005 gross production value of \$21,476,200. The most notable change was an increase of more than 100% in the timber harvest, which rebounded to 34,000 MBF.

Cattle and calves continue to be the county's leading farm commodity with a value of \$8,430,300. Wine grapes were second with a value of \$1,657,000. Poultry followed closely with a value of \$1,625,000.

I wish to express my sincere appreciation to the many individuals, organizations and agencies that furnished the data essential to the compilation of this report. Special recognition is given to Shawn Zmak Kuntz of my staff who compiled the report.

Respectfully submitted,

Mary Mutz  
Agricultural Commissioner

---

***Government Center, 891 Mountain Ranch Road, San Andreas, CA 95249-9709***

*Environmental Health Department ♦ Department of Agriculture & Weights and Measures ♦ Air Pollution Control District*  
*(209) 754-6399 Fax (209) 754-6722 ♦ (209) 754-6504 Fax (209) 754-6521 ♦ (209) 754-6504 Fax (209) 754-6521*

# 2006 ANNUAL CROP REPORT



## BOARD OF SUPERVISORS

BILL CLAUDINO, CHAIR  
STEVE WILENSKY  
MERITA CALLAWAY  
THOMAS TRYON  
RUSSELL THOMAS

DISTRICT 1 - SAN ANDREAS  
DISTRICT 2 - WEST POINT  
DISTRICT 3 - AVERY  
DISTRICT 4 - ANGELS CAMP  
DISTRICT 5 - VALLEY SPRINGS

TOM MITCHELL, COUNTY ADMINISTRATIVE OFFICER

PRESENTED BY  
MARY MUTZ  
AGRICULTURAL COMMISSIONER/SEALER

### STAFF

KEVIN WRIGHT  
CHIEF DEPUTY  
AGRICULTURAL COMMISSIONER  
SEALER OF WEIGHTS & MEASURES

STEVE FARRIS  
AGRICULTURE/WEIGHTS &  
MEASURES TECHNICIAN

KARL O.E. KERSTAN  
BIOLOGIST/ INSPECTOR III

SHAWN ZMAK KUNTZ  
ACCOUNT TECHNICIAN III

M. SHAWN CASTEEL  
BIOLOGIST/INSPECTOR III

SEASONAL TECHNICIANS

ERIC MAYBERRY  
BIOLOGIST/INSPECTOR III

PETRA KEIPER  
JAMES CORDOVA  
GREG LETSCHER

### RECAPITULATION

ITEM	2006	2005	2004
FRUIT AND NUT CROPS	\$2,670,800	\$2,336,100	\$2,132,100
FIELD CROPS	2,845,000	2,842,400•	4,954,400
VEGETABLE CROPS	200,000	200,000	200,000
NURSERY CROPS	440,000	603,000	620,000
TIMBER	8,840,000	3,900,000	13,000,000
LIVESTOCK AND POULTRY PROD.	17,300	15,000	1,221,000
LIVESTOCK AND POULTRY	10,216,200	11,557,700•	10,633,200
APIARY PRODUCTS	22,000	22,000	250,000
TOTAL	<u>\$25,251,300</u>	<u>\$21,476,200•</u>	<u>\$33,010,700</u>

### FRUIT AND NUT CROPS

PRODUCTION

VALUE

<u>CROP</u>	<u>YEAR</u>	<u>HARVESTED ACREAGE</u>	<u>PER ACRE</u>	<u>TOTAL UNIT</u>	<u>PER UNIT</u>	<u>TOTAL</u>
Walnuts (In shell)	2006	800	.70	560.00 TON	\$1,500.00	\$840,000
	2005	650	.70	455.00 TON	\$1,200.00	\$546,000
Apples	2006	40	2.50	100.00 TON	\$350.00	\$35,000
	2005	70	2.50	175.00 TON	\$350.00	\$61,300
Grapes (Wine)	2006	600	2.60	1,560.00 TON	\$1,062.00	\$1,657,000
	2005	500	2.60	1,300.00 TON	\$1,200.00	\$1,560,000
Olives*	2006	140	1.20	168.00 TON	\$350.00	\$58,800
	2005	140	1.20	168.00 TON	\$380.00	\$63,800
Misc.**	2006					\$80,000
	2005					<u>\$105,000</u>

\*Includes fresh & oil

\*\*Includes cherries, berries, pears, peaches,  
pistachios

**TOTAL: 2006**      \$2,670,800  
**2005**      \$2,336,100

## FIELD CROPS

<u>CROP</u>	<u>YEAR</u>	<u>PRODUCTION</u>		<u>TOTAL UNIT</u>	<u>VALUE</u>	
		<u>HARVESTED ACREAGE</u>	<u>PER ACRE</u>		<u>PER UNIT</u>	<u>TOTAL</u>
Grain Hay	2006	200	1.00	200.00 TON	\$110.00	\$22,000
	2005	200	1.00	200.00 TON	\$100.00	\$20,000
Legume Hay	2006	40	1.50	60.00 TON	\$120.00	\$7,200
	2005	40	1.50	60.00 TON	\$110.00	\$6,600
Native Hay	2006	50	.50	25.00 TON	\$71.00	\$1,800
	2005	50	.50	25.00 TON	\$71.00	\$1,800
Irrigated Pasture	2006	2,000		ACRE	\$120.00	\$240,000
	2005	2,000		ACRE	\$120.00	\$240,000
Rangeland	2006	212,000		ACRE	\$12.00	\$2,544,000
	2005	212,000•		ACRE	\$12.00	\$2,544,000•
Misc.* Field Crops	2006	100				\$30,000
	2005	100				<u>\$30,000</u>

\*Includes wheat, safflower, beans, etc.

• Corrected

**TOTAL: 2006**      \$2,845,000  
**2005**      \$2,842,400•

## TIMBER

CROP	YEAR	TOTAL	UNIT	VALUE	
				PER UNIT	TOTAL
Timber	2006	34,000	MBF	\$260.00	\$8,840,000
Production	2005	15,700	MBF	\$250.00	<u>\$3,900,000</u>

## LIVESTOCK AND POULTRY PRODUCTS

ITEM	YEAR	PRODUCTION		VALUE	
		NUMBER OF HEAD	LIVEWEIGHT	PER UNIT	TOTAL
Livestock	2006				\$17,300
& Poultry Products*	2005				<u>\$15,000</u>

\*Includes wool, mohair, eggs, etc.

## LIVESTOCK AND POULTRY

ITEM	YEAR	PRODUCTION		UNIT	VALUE	
		NUMBER OF HEAD	LIVEWEIGHT		PER UNIT	TOTAL
Cattle	2006	15,000	96,900	CWT	\$87.00	\$8,430,300
& Calves	2005	17,000•	108,650•	CWT	\$90.00•	\$9,778,500•
Sheep	2006	1,000	1,000	CWT	\$95.00	\$95,000
& Lambs	2005	1,000	1,000	CWT	\$95.00	\$95,000
Swine	2006	500	1,000	CWT	\$45.00	\$45,000
	2005	500	1,000	CWT	\$45.00	\$45,000
Poultry*	2006					\$1,625,000
	2005					\$1,625,000
Misc.**	2006					\$20,900
	2005					<u>\$14,200</u>

\*Includes chickens, turkeys, games birds, squab, rabbits, etc...

TOTAL: 2006 \$10,216,200  
2005 \$11,557,700•

\*\*Includes goats, emus, llamas, ostriches, etc.

• Corrected

## APIARY PRODUCTS

ITEM	YEAR	PRODUCTION		VALUE	
		NUMBER OF HEAD	LIVEWEIGHT	PER UNIT	TOTAL
Apiary*	2006				\$22,000
	2005				<u>\$22,000</u>

\*Includes honey, wax, pollination, etc.

## VEGETABLE CROPS

CROP	YEAR	PRODUCTION	VALUE	
				TOTAL
Vegetable	2006			\$200,000
Crops*	2005			<u>\$200,000</u>

\*Includes tomatoes, corn, peppers, melons, etc.

## NURSERY CROPS

CROP	YEAR	TOTAL	UNIT	VALUE	
				PER UNIT	TOTAL
Christmas Trees	2006	3,500	EACH	\$40.00	\$140,000
	2005	4,000	EACH	\$40.00	\$160,000
Nursery Products	2006				\$300,000
	2005				<u>\$443,000</u>
TOTAL:				2006	\$440,000
				2005	<u>\$603,000</u>

## SUSTAINABLE AGRICULTURAL REPORTING

### BIOLOGICAL CONTROL PROGRAM

PEST	BIO-AGENT	PROGRAM
Ash Whitefly <i>Siphoninus phillyreae</i>	Parasitic Wasps, <i>Encarsia partenopea</i>	County-wide
Italian Thistle <i>Carduus pycnocephalus</i>	Seedhead Weevil, <i>Rhinocyllus conicus</i>	County-wide
Klamath Weed <i>Hypericum perforatum</i>	Leaf Eating Beetle, <i>Chrysolina quadrigemina</i>	County-wide
Milk Thistle <i>Silybum marianum</i>	Seedhead Weevil, <i>Rhinocyllus conicus</i>	County-wide
Puncturevine <i>Tribulus terrestris</i>	Seedhead Weevil, <i>Microlarinus lareynil</i>	County-wide
	Stem Infesting Weevil, <i>Microlarinus lypriformis</i>	County-wide
Western Grapeleaf Skeletonizer <i>Harrisina brillians</i>	Parasitic Wasp, <i>Ametadoria misella</i>	County-wide
	Parasitic Wasp, <i>Apanteles harrisinae</i>	County-wide
Yellow Starthistle <i>Centaurea solstitialis</i>	Seedhead Weevil, <i>Bangasternus orientalis</i>	County-wide
	Seedhead Gall Fly, <i>Urophora sirunaseva</i>	County-wide
	Flower Hairy Weevil, <i>Eustenopus villous</i>	County-wide
	Seedhead Fly, <i>Chaetorellia succinea</i>	County-wide
	Flower Weevil, <i>Larinus curtus</i>	County-wide
	Rust Fungus, <i>Puccinia jaceae var. solstitialis</i>	2 Sites
Russian Thistle <i>Salsola australis</i>	Stem Mining Moth, <i>Coleophora sp.</i>	County-wide
Red Gum Lerp Psyllid <i>Glycaspis brimblecomei</i>	Parasitic Wasps, <i>Psyllaephagus sp.</i>	County-wide

## PEST ERADICATION ACTIVITIES

PEST	AGENT/MECHANISM	PROGRAM
Dalmation Toadflax, <i>Linaria genistifolia</i>		No plants found, 2 sites
Scotch Thistle, <i>Onopordum acanthium</i>	Chemical	1 site
Skeleton Weed, <i>Chondrilla juncea</i>	Mechanical & Chemical	2,884 plants pulled, 26 sites
Spotted Knapweed, <i>Centaurea maculosa</i>	Mechanical & Chemical	143 plants pulled, 16 sites
Diffuse Knapweed, <i>Centaurea diffusa</i>		No plants found, 2 sites
Diffuse-Spotted Knapweed, <i>Centaurea diffusa x maculosa</i>	Chemical	1 site
Plumeless Thistle, <i>Carduus acanthoides</i>	Mechanical & Chemical	6 plants pulled, 4 sites

## PEST EXCLUSION ACTIVITIES

PEST	AGENT/MECHANISM	PROGRAM
Exotic Pests (Commercial and household goods movements)	Terminal Shipments	6629 inspections

## ORGANIC FARMING STATISTICS

CROP	NUMBER OF FARMS	HARVESTED ACRES
Vegetable & Fruit	4	50 Acres

### LEADING FARM COMMODITIES

Cattle and Calves	\$8,430,300
Grapes (Wine)	\$1,657,000
Poultry	\$1,625,000
Walnuts	\$840,000
Nursery Products	\$300,000
Vegetable Crops	\$200,000
Christmas Trees	\$140,000
Sheep and Lambs	\$95,000
Olives	\$58,800
Apples	\$35,000

### STATISTICS - CALAVERAS COUNTY

Total Land Area	662,791 Acres
Rangeland	212,000* Acres
Government Land	105,311 Acres
Water	16,300 Acres
Farms in County	576* Farms
All Farm Land	260,865* Acres
Irrigated Pasture	6,610* Acres
Land in Agricultural Preserves	137,700 Acres
Land in Timber Preserves	77,300 Acres

\*According to USDA National Agricultural Statistics Service

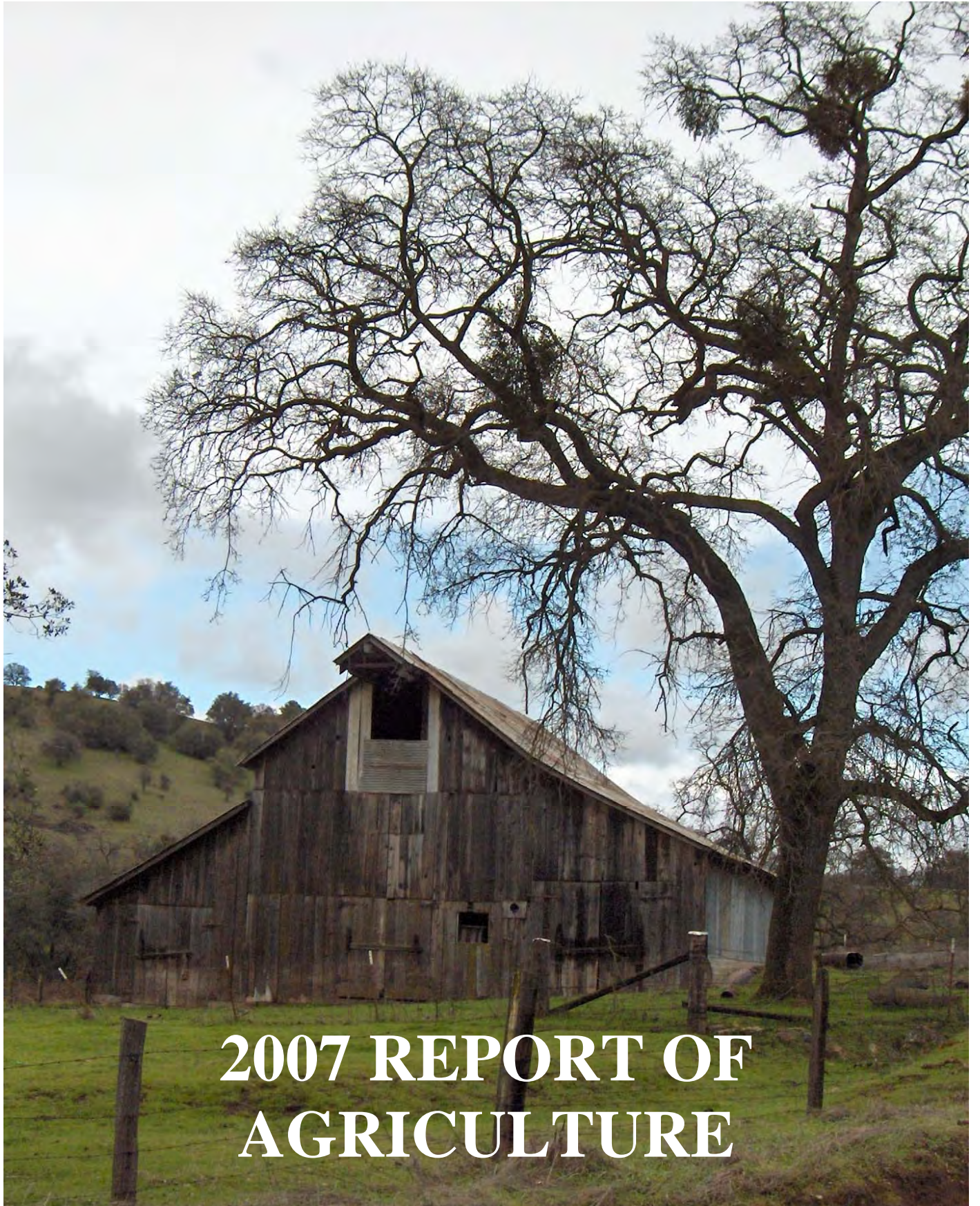
### COMPARATIVE PRODUCTION VALUES

2006	\$25,251,300	2001	\$26,453,900
2005	\$21,476,200•	2000	\$32,802,500
2004	\$33,010,700	1999	\$35,480,800
2003	\$28,323,200	1998	\$32,800,800
2002	\$30,816,100	1997	\$36,205,200

•Corrected



# CALAVERAS COUNTY



**2007 REPORT OF  
AGRICULTURE**





# *Calaveras County*

## *Environmental Management Agency*

---

*Brian S. Moss* ♦ Agency Administrator / Director of Environmental Health  
*Mary Mutz* ♦ Agricultural Commissioner / Director of Weights and Measures  
*Lakmir S. Grewal* ♦ Air Pollution Control Officer

A.G. Kawamura, Secretary  
California Department of Food and Agriculture  
And  
The Honorable Board of Supervisors  
County of Calaveras

I am pleased to present the 2007 Report of Agriculture for Calaveras County. This publication includes statistical information on acreage, yield and gross value of Calaveras County's agricultural products in accordance with section 2279 and 2272 of the California Food and Agricultural Code. It must be emphasized that the values contained in this report represent gross receipts and in no way reflect net farm income.

The value of agricultural production for 2007 was \$20,313,900. This figure represents a 20% decrease from the 2006 gross production value of \$25,251,300. The most notable change was a decrease of approximately \$4,000,000 in the timber harvest due to the downturn in the housing industry.

Cattle and calves continue to be the county's leading farm commodity with a value of \$6,702,300. Wine grapes were second with a value of \$1,788,000. Poultry followed with a value of \$1,550,000.

I wish to express my sincere appreciation to the many individuals, organizations and agencies that furnished the data essential to the compilation of this report. Special recognition is given to Shawn Zmak Kuntz of my staff who compiled the report and to Randall Lagomarsino whose barn is shown on the cover.

Respectfully submitted,

Mary Mutz  
Agricultural Commissioner

# 2007 ANNUAL CROP REPORT

## BOARD OF SUPERVISORS

BILL CLAUDINO  
STEVE WILENSKY, CHAIR  
MERITA CALLAWAY  
THOMAS TRYON  
RUSSELL THOMAS

DISTRICT 1 - SAN ANDREAS  
DISTRICT 2 - WEST POINT  
DISTRICT 3 - AVERY  
DISTRICT 4 - ANGELS CAMP  
DISTRICT 5 - VALLEY SPRINGS

ROBERT LAWTON, COUNTY ADMINISTRATIVE OFFICER

PRESENTED BY  
MARY MUTZ  
AGRICULTURAL COMMISSIONER/SEALER

## STAFF

KEVIN WRIGHT  
Chief Deputy  
Agricultural Commissioner  
Sealer of Weights & Measures

STEVE FARRIS  
Agriculture/Weights &  
Measures Technician

KARL O.E. KERSTAN  
Biologist/ Inspector III

SHAWN ZMAK KUNTZ  
Account Technician III

M. SHAWN CASTEEL  
Biologist/ Inspector III

Seasonal Technicians

ERIC MAYBERRY  
Biologist/ Inspector III

PETRA KEIPER  
JAMES CORDOVA  
GREG LETSCHER

## RECAPITULATION

ITEM	2007	2006	2005
LIVESTOCK AND POULTRY	\$8,413,100	\$10,216,200	\$11,557,700
LIVESTOCK AND POULTRY PROD.	21,000	17,300	15,000
FIELD CROPS	3,266,600	2,845,000	2,842,400
VEGETABLE CROPS	200,000	200,000	200,000
FRUIT AND NUT CROPS	3,048,200	2,670,800	2,336,100
APIARY PRODUCTS	45,000	22,000	22,000
NURSERY CROPS	420,000	440,000	603,000
TIMBER	4,900,000	8,840,000	3,900,000
TOTAL	\$20,313,900	\$25,251,300	\$21,476,200

## LIVESTOCK AND POULTRY



ITEM	YEAR	PRODUCTION			VALUE	
		NUMBER OF HEAD	LIVEWEIGHT	UNIT	PER UNIT	TOTAL
Cattle & Calves	2007	12,000	78,850	CWT	\$85.00	\$6,702,300
	2006	15,000	96,900	CWT	\$87.00	\$8,430,300
Sheep & Lambs	2007	1,000	1,000	CWT	\$90.50	\$90,500
	2006	1,000	1,000	CWT	\$95.00	\$95,000
Swine	2007	500	1,000	CWT	\$48.80	\$48,800
	2006	500	1,000	CWT	\$45.00	\$45,000
Poultry*	2007					\$1,550,000
	2006					\$1,625,000
Misc.**	2007					\$21,500
	2006					<u>\$20,900</u>
				<b>TOTAL: 2007</b>		<b>\$8,413,100</b>
				<b>2006</b>		<b><u>\$10,216,200</u></b>

\*Includes chickens, turkeys, games birds, squab, rabbits, etc...

\*\*Includes goats, emus, llamas, ostriches, etc.



## LIVESTOCK AND POULTRY PRODUCTS



ITEM	YEAR	PRODUCTION	VALUE
			TOTAL
Livestock & Poultry Products*	2007		\$21,000
	2006		<u>\$17,300</u>

\*Includes wool, mohair, eggs, etc.

## FIELD CROPS

CROP	YEAR	PRODUCTION			VALUE	
		HARVESTED ACREAGE	PER ACRE	TOTAL UNIT	PER UNIT	TOTAL
Grain Hay	2007	200	1.00	200.00 TON	\$120.00	\$24,000
	2006	200	1.00	200.00 TON	\$110.00	\$22,000
Legume Hay	2007	40	1.50	60.00 TON	\$130.00	\$7,800
	2006	40	1.50	60.00 TON	\$120.00	\$7,200
Native Hay	2007	50	.50	25.00 TON	\$71.00	\$1,800
	2006	50	.50	25.00 TON	\$71.00	\$1,800
Irrigated Pasture	2007	2,000		ACRE	\$120.00	\$240,000
	2006	2,000		ACRE	\$120.00	\$240,000
Rangeland	2007	212,000		ACRE	\$14.00	\$2,968,000
	2006	212,000		ACRE	\$12.00	\$2,544,000
Misc.*	2007	100				\$25,000
Field Crops	2006	100				<u>\$30,000</u>
<b>TOTAL:</b>					2007	\$3,266,600
					2006	<u>\$2,845,000</u>



\*Includes wheat, safflower, beans, etc.

## VEGETABLE CROPS

CROP	YEAR	PRODUCTION	VALUE
			TOTAL
Vegetable	2007		\$200,000
Crops*	2006		<u>\$200,000</u>




\*Includes tomatoes, corn, peppers, melons, etc.

## ORGANIC FARMING STATISTICS

CROP	NUMBER OF FARMS	HARVESTED ACRES
Vegetable & Fruit	4	50 Acres




## FRUIT AND NUT CROPS

PRODUCTION					VALUE	
CROP	YEAR	HARVESTED ACREAGE	PER ACRE	TOTAL UNIT	PER UNIT	TOTAL
Walnuts (In shell)	2007	800	.70	560.00 TON	\$1,900.00	\$1,064,000
	2006	800	.70	560.00 TON	\$1,500.00	\$840,000
Apples	2007	35	2.50	87.50 TON	\$350.00	\$30,600
	2006	40	2.50	100.00 TON	\$350.00	\$35,000
Grapes (Wine)	2007	650	2.50	1,625.00 TON	\$1,100.00	\$1,788,000
	2006	600	2.60	1,560.00 TON	\$1,062.00	\$1,657,000
Olives*	2007	140	1.00	140.00 TON	\$350.00	\$49,000
	2006	140	1.20	168.00 TON	\$350.00	\$58,800
Misc.**	2007					\$116,600
	2006					<u>\$80,000</u>
						
<b>TOTAL: 2007</b>						<b>\$3,048,200</b>
<b>2006</b>						<b><u>\$2,670,800</u></b>

\*Includes fresh & oil

\*\*Includes cherries, berries, pears, peaches, pistachios

## APIARY PRODUCTS

PRODUCTION			VALUE	
ITEM	YEAR			TOTAL
Apiary*	2007			\$45,000
	2006			<u>\$22,000</u>
				
*Includes honey, wax, pollination, etc.				

## NURSERY CROPS

PRODUCTION				VALUE	
CROP	YEAR	TOTAL	UNIT	PER UNIT	TOTAL
Christmas Trees	2007	3,000	EACH	\$40.00	\$120,000
	2006	3,500	EACH	\$40.00	\$140,000
Nursery Products	2007				\$300,000
	2006				<u>\$300,000</u>
<b>TOTAL: 2007</b>					<b>\$420,000</b>
<b>2006</b>					<b><u>\$440,000</u></b>

## TIMBER

		PRODUCTION	VALUE		
CROP	YEAR	TOTAL	UNIT	PER UNIT	TOTAL
Timber	2007	28,000	MBF	\$175.00	\$4,900,000
Production	2006	34,000	MBF	\$260.00	<u>\$8,840,000</u>

## PEST EXCLUSION

PEST	AGENT/MECHANISM	PROGRAM
Exotic Pests (Commercial and household goods movements)	Terminal Shipments	8838 inspections

## SUSTAINABLE AGRICULTURAL REPORTING BIOLOGICAL CONTROL PROGRAM

PEST	BIO-AGENT	PROGRAM
 <div style="background-color: black; color: white; padding: 2px; display: inline-block;">Leaf Eating Beetle</div>	 <div style="background-color: black; color: white; padding: 2px; display: inline-block;">Seedhead Fly</div>	
Ash Whitefly <i>Siphoninus phillyreae</i>	Parasitic Wasps, <i>Encarsia partenopea</i>	County-wide
Italian Thistle <i>Carduus pycnocephalus</i>	Seedhead Weevil, <i>Rhinocyllus conicus</i>	County-wide
Klamath Weed <i>Hypericum perforatum</i>	Leaf Eating Beetle, <i>Chrysolina quadrigemina</i>	County-wide
Milk Thistle <i>Silybum marianum</i>	Seedhead Weevil, <i>Rhinocyllus conicus</i>	County-wide
Puncturevine	Seedhead Weevil, <i>Microlarinus lareynil</i>	County-wide
<i>Tribulus terrestris</i>	Stem Infesting Weevil, <i>Microlarinus lypriformis</i>	County-wide
Western Grapeleaf Skeletonizer <i>Harrisina brillians</i>	Parasitic Wasp, <i>Ametadoria misella</i> Parasitic Wasp, <i>Apanteles harrisinae</i>	County-wide County-wide
Yellow Starthistle <i>Centaurea solstitialis</i>	Seedhead Weevil, <i>Bangasternus orientalis</i> Seedhead Gall Fly, <i>Urophora sirunaseva</i> Flower Hairy Weevil, <i>Eustenopus villous</i> Seedhead Fly, <i>Chaetorellia succinea</i> Flower Weevil, <i>Larinus curtus</i> Rust Fungus, <i>Puccinia jaceae</i> var. <i>solstitialis</i>	County-wide County-wide County-wide County-wide County-wide 2 Sites
Russian Thistle <i>Salsola australis</i>	Stem Mining Moth, <i>Coleophora</i> sp.	County-wide
Red Gum Lerp Psyllid <i>Glycaspis brimblecomei</i>	Parasitic Wasps, <i>Psyllaepagus</i> sp.	County-wide



## PEST ERADICATION ACTIVITIES

PEST	AGENT/MECHANISM	PROGRAM
Dalmation Toadflax, <i>Linaria genistifolia</i>	No Plants Found	On-going: 2 Sites
Scotch Thistle, <i>Onopordum acanthium</i>	Hand Pulled/Chemical	On-going: 6 Sites
Skeleton Weed, <i>Chondrilla juncea</i>	Hand Pulled/Chemical	On-going: 34 Sites
Spotted Knapweed, <i>Centaurea maculosa</i>	Hand Pulled/Chemical	On-going: 16 Sites
Diffuse Knapweed, <i>Centaurea diffusa</i>	Hand Pulled/Chemical	On-going: 2 Sites
Diffuse-Spotted Knapweed, <i>Centaurea diffusa x maculosa</i>	Hand Pulled/Chemical	On-going: 1 Site
Plumeless Thistle, <i>Carduus acanthoides</i>	Hand Pulled/Chemical	On-going: 4 Sites



Plumless Thistle



Skeleton Weed



Knapweed



Yellow Starthistle



Scotch Thistle



## LEADING FARM COMMODOTIES

<b>Cattle and Calves</b>	<b>\$6,702,300</b>
<b>Grapes (Wine)</b>	<b>\$1,788,000</b>
<b>Poultry</b>	<b>\$1,550,000</b>
<b>Walnuts</b>	<b>\$1,064,000</b>
<b>Nursery Products</b>	<b>\$300,000</b>
<b>Vegetable Crops</b>	<b>\$200,000</b>
<b>Christmas Trees</b>	<b>\$120,000</b>
<b>Sheep and Lambs</b>	<b>\$90,500</b>
<b>Olives</b>	<b>\$49,000</b>
<b>Swine</b>	<b>\$48,800</b>

## STATISTICS - CALAVERAS COUNTY

<b>Total Land Area</b>	<b>662,791 Acres</b>
<b>Rangeland</b>	<b>212,000* Acres</b>
<b>Government Land</b>	<b>105,311 Acres</b>
<b>Water</b>	<b>16,300 Acres</b>
<b>Farms in County</b>	<b>576* Farms</b>
<b>All Farm Land</b>	<b>260,865* Acres</b>
<b>Irrigated Pasture</b>	<b>6,610* Acres</b>
<b>Land in Agricultural Preserves</b>	<b>136,410 Acres</b>
<b>Land in Timber Preserves</b>	<b>77,300 Acres</b>

\*According to USDA National Agricultural Statistics Service

## COMPARATIVE PRODUCTION VALUES

<b>2007</b>	<b>\$20,313,900</b>	<b>2002</b>	<b>\$30,816,100</b>
<b>2006</b>	<b>\$25,251,300</b>	<b>2001</b>	<b>\$26,453,900</b>
<b>2005</b>	<b>\$21,476,200</b>	<b>2000</b>	<b>\$32,802,500</b>
<b>2004</b>	<b>\$33,010,700</b>	<b>1999</b>	<b>\$35,480,800</b>
<b>2003</b>	<b>\$28,323,200</b>	<b>1998</b>	<b>\$32,800,800</b>



# ***CALAVERAS COUNTY***



## ***2008 REPORT OF AGRICULTURE***



# Calaveras County

## Environmental Management Agency

---

*Brian S. Moss* ♦ Agency Administrator / Director of Environmental Health  
*Mary Mutz* ♦ Agricultural Commissioner / Director of Weights and Measures  
*Lakhmir S. Grewal* ♦ Air Pollution Control Officer

A.G. Kawamura, Secretary  
California Department of Food and Agriculture  
And  
The Honorable Board of Supervisors  
County of Calaveras

I am pleased to present the 2008 Report of Agriculture for Calaveras County. This publication includes statistical information on acreage, yield, and gross value of Calaveras County's agricultural products in accordance with section 2279 and 2272 of the California Food and Agricultural Code. It must be emphasized that the values contained in this report represent gross receipts and in no way reflect net farm income.

The value of agricultural production for 2008 was \$20,449,500. This figure represents a 6% decrease from the 2007 gross production value of \$21,775,300.

2008 was a difficult year for agriculture. Herd numbers were decreased as the County continued to suffer from a drought which reduced the amount of feed available for cattle. A severe freeze affected the County's crops in April of 2008. Fruit and nut crop yields were significantly reduced. Approximately 200 acres of walnuts and 50 acres of grapes were not harvested due to the freeze.

Cattle and calves continue to be the county's leading farm commodity with a value of \$6,122,000. Poultry was second with a value of \$3,102,000. Wine grapes followed with a value of \$1,287,000.

I wish to express my sincere appreciation to the many individuals, organizations and agencies that furnished the data essential to the compilation of this report. Special recognition is given to Shawn Zmak Kuntz of my staff who compiled the report and to Lannie and Joseph Staniford of Oso Loco Vineyard, whose vineyard appears on the cover.

Respectfully submitted,

A handwritten signature in blue ink that reads "Mary Mutz".

Mary Mutz  
Agricultural Commissioner

---

*Government Center, 891 Mountain Ranch Road, San Andreas, CA 95249-9709*

---

# 2008 ANNUAL CROP REPORT

## Board of Supervisors

Gary Tofanelli	District 1
Steve Wilensky	District 2
Merita Callaway	District 3
Thomas Tryon	District 4
Russ Thomas, Chair	District 5

Robert Lawton, County Administrative Officer

Presented by  
Mary Mutz  
Agricultural Commissioner/Sealer

## STAFF

Kevin Wright  
Chief Deputy Agricultural Commissioner/  
Sealer of Weights & Measures

Steve Farris  
Agricultural/Weights & Measures  
Technician

Karl O.E. Kerstan  
Agricultural Biologist/Inspector III

Shawn Zmak Kuntz  
Account Technician III

Eric Mayberry  
Agricultural Biologist/Inspector III

Seasonal Technicians

Chuck Schafer  
Agricultural Biologist/Inspector I

James Cordova  
Petra Keiper  
Greg Letscher

## LEADING FARM COMMODITIES

Cattle and Calves	\$6,122,000	Christmas Trees	\$112,500
Poultry	\$3,102,000	Sheep and Lambs	\$91,300
Grapes (Wine)	\$1,287,000	Apiary	\$82,300
Walnuts	\$630,000	Pistachios	\$63,000
Nursery Products	\$300,000	Olives	\$49,000

## STATISTICS - CALAVERAS COUNTY

Total Land Area	662,791 Acres
Rangeland	188,300* Acres
Government Land	105,311 Acres
Water	16,300 Acres
Farms in County	631* Farms
All Farm Land	201,026* Acres
Irrigated Pasture	2,000* Acres
Land in Agricultural Preserves	139,000 Acres
Land in Timber Preserves	77,300 Acres

\*According to USDA National Agricultural Statistics Service

## LIVESTOCK AND POULTRY



ITEM	YEAR	PRODUCTION			VALUE	
		NUMBER OF HEAD	LIVEWEIGHT	UNIT	PER UNIT	TOTAL
Cattle	2008	11,500	73,750	CWT	\$83.00	\$6,122,000
& Calves	2007	12,000	78,850	CWT	\$85.00	\$6,702,300
Sheep	2008	1,000	1,000	CWT	\$91.30	\$91,300
& Lambs	2007	1,000	1,000	CWT	\$90.50	\$90,500
Swine	2008	500	1,000	CWT	\$48.50	\$48,500
	2007	500	1,000	CWT	\$48.80	\$48,800
Poultry*	2008					\$3,102,000
	2007					***\$3,012,000
Misc.**	2008					\$36,000
	2007					<u>\$21,500</u>
				TOTAL: 2008		\$9,399,800
				2007		*** <u>\$9,875,100</u>

\*Includes chickens, turkeys, games birds, squab, rabbits, etc...

\*\*Includes goats, emus, llamas, ostriches, etc.

\*\*\*Corrected



## LIVESTOCK AND POULTRY PRODUCTS

ITEM	YEAR	PRODUCTION	VALUE
			TOTAL
Livestock &	2008		\$21,000
Poultry Products*	2007		<u>\$21,000</u>

\*Includes wool, mohair, eggs, etc.

## FIELD CROPS

<u>CROP</u>	<u>YEAR</u>	<u>PRODUCTION</u>			<u>VALUE</u>		
		<u>ACREAGE</u>	<u>PER ACRE</u>	<u>TOTAL UNIT</u>	<u>PER UNIT</u>	<u>TOTAL</u>	
Grain Hay	2008	200	1.00	200.00 TON	\$140.00	\$28,000	
	2007	200	1.00	200.00 TON	\$120.00	\$24,000	
Legume Hay	2008	40	1.50	60.00 TON	\$150.00	\$9,000	
	2007	40	1.50	60.00 TON	\$130.00	\$7,800	
Native Hay	2008	50	.50	25.00 TON	\$75.00	\$1,900	
	2007	50	.50	25.00 TON	\$71.00	\$1,800	
Irrigated	2008	2,000		ACRE	\$130.00	\$260,000	
Pasture	2007	2,000		ACRE	\$120.00	\$240,000	
Rangeland	2008	188,300		ACRE	\$17.00	\$3,201,000	
	2007	212,000		ACRE	\$14.00	\$2,968,000	
Misc.*	2008					\$22,000	
Field Crops	2007					<u>\$25,000</u>	



TOTAL: 2008      \$3,521,900  
                   2007      \$3,266,600

\*Includes wheat, safflower, beans, etc.

## VEGETABLE CROPS

<u>CROP</u>	<u>YEAR</u>	<u>PRODUCTION</u>	<u>VALUE</u>
			<u>TOTAL</u>
Vegetable	2008		\$200,000
Crops*	2007		<u>\$200,000</u>



\*Includes tomatoes, corn, peppers, melons, etc.

## ORGANIC FARMING STATISTICS

<u>CROP</u>	<u>NUMBER OF FARMS</u>	<u>HARVESTED ACRES</u>
Vegetable & Fruit	3	40 Acres



## FRUIT AND NUT CROPS

CROP	YEAR	PRODUCTION			VALUE	
		PRODUCING PER ACREAGE	PER ACRE	TOTAL UNIT	PER UNIT	TOTAL
Walnuts*	2008	800	.55	440.00 TON	\$1,430.00	\$630,000
(In shell)	2007	800	.70	560.00 TON	\$1,900.00	\$1,064,000
Grapes**	2008	650	1.80	1,170.00 TON	\$1,100.00	\$1,287,000
(Wine)	2007	650	2.50	1,625.00 TON	\$1,100.00	\$1,788,000
Olives***	2008	140	1.00	140.00 TON	\$350.00	\$49,000
	2007	140	1.00	140.00 TON	\$350.00	\$49,000
Misc.****	2008					\$126,000
	2007					<u>\$147,200</u>



TOTAL: 2008      \$2,092,000  
 2007      \$3,048,200

\*200 Acres not harvested due to freeze

\*\*50 Acres not harvested due to freeze

\*\*\*Includes fresh & oil

\*\*\*\*Includes cherries, berries, pears, peaches, pistachios, apples, etc.

## APIARY PRODUCTS

ITEM	YEAR	PRODUCTION	VALUE
			TOTAL
Apiary*	2008		\$82,300
	2007		<u>\$45,000</u>



\*Includes honey, wax, pollination, etc.

## NURSERY CROPS

CROP	YEAR	PRODUCTION		VALUE	
		TOTAL	UNIT	PER UNIT	TOTAL
Christmas Trees	2008	2,500	EACH	\$45.00	\$112,500
	2007	3,000	EACH	\$40.00	\$120,000
Nursery Products	2008				\$300,000
	2007				<u>\$300,000</u>
				TOTAL: 2008	\$412,500
				2007	<u>\$420,000</u>

## TIMBER

		PRODUCTION	VALUE		
CROP	YEAR	TOTAL	UNIT	PER UNIT	TOTAL
Timber	2008	33,000	MBF	\$143.00	\$4,720,000
Production	2007	28,000	MBF	\$175.00	<u>\$4,900,000</u>

## PEST EXCLUSION

PEST	AGENT/MECHANISM	PROGRAM
Exotic Pests (Commercial and household goods movements)	Terminal Shipments	9074 inspections 1 Rejection

## SUSTAINABLE AGRICULTURAL REPORTING

### BIOLOGICAL CONTROL PROGRAM

PEST	BIO-AGENT	PROGRAM
Ash Whitefly <i>Siphoninus phillyreae</i>	Parasitic Wasps, <i>Encarsia partenopea</i>	County-wide
Italian Thistle <i>Carduus pycnocephalus</i>	Seedhead Weevil, <i>Rhinocyllus conicus</i>	County-wide
Klamath Weed <i>Hypericum perforatum</i>	Leaf Eating Beetle, <i>Chrysolina quadrigemina</i>	County-wide
Milk Thistle <i>Silybum marianum</i>	Seedhead Weevil, <i>Rhinocyllus conicus</i>	County-wide
Puncturevine <i>Tribulus terrestris</i>	Seedhead Weevil, <i>Microlarinus lareynii</i> Stem Infesting Weevil, <i>Microlarinus lypriformis</i>	County-wide County-wide
Western Grapeleaf Skeletonizer <i>Harrisina brillians</i>	Parasitic Wasp, <i>Ametadoria misella</i> Parasitic Wasp, <i>Apanteles harrisinae</i>	County-wide County-wide
Yellow Starthistle <i>Centaurea solstitialis</i>	Seedhead Weevil, <i>Bangasternus orientalis</i> Seedhead Gall Fly, <i>Urophora sirunaseva</i> Flower Hairy Weevil, <i>Eustenopus villous</i> Seedhead Fly, <i>Chaetorellia succinea</i> Flower Weevil, <i>Larinus curtus</i> Rust Fungus, <i>Puccinia jaceae</i> var. <i>solstitialis</i>	County-wide County-wide County-wide County-wide County-wide 2 Sites
Russian Thistle <i>Salsola australis</i>	Stem Mining Moth, <i>Coleophora</i> sp.	County-wide
Red Gum Lerp Psyllid <i>Glycaspis brimblecomei</i>	Parasitic Wasps, <i>Psyllaephagus</i> sp.	County-wide



## PEST ERADICATION ACTIVITIES

PEST	AGENT/MECHANISM	PROGRAM
Dalmation Toadflax, <i>Linaria genistifolia</i>		On-going
Scotch Thistle, <i>Onopordum acanthium</i>		On-going
Skeleton Weed, <i>Chondrilla juncea</i>		On-going
Spotted Knapweed, <i>Centaurea maculosa</i>		On-going
Diffuse Knapweed, <i>Centaurea diffusa</i>		On-going
Diffuse-Spotted Knapweed, <i>Centaurea diffusa x maculosa</i>		On-going
Plumeless Thistle, <i>Carduus acanthoides</i>		On-going

## SUMMARY

ITEM	2008	2007	2006
LIVESTOCK AND POULTRY	9,399,800	9,875,100 *	10,216,200
LIVESTOCK AND POULTRY PROD.	21,000	21,000	17,300
FIELD CROPS	3,521,900	3,266,000	2,845,000
VEGETABLE CROPS	200,000	200,000	200,000
FRUIT AND NUT CROPS	2,092,000	3,048,200	2,670,800
APIARY PRODUCTS	82,300	45,000	22,000
NURSERY CROPS	412,500	420,000	440,000
TIMBER	<u>4,720,000</u>	<u>4,900,000</u>	<u>8,840,000</u>
TOTAL	\$20,449,500	\$21,775,300 *	\$25,251,300

\*Corrected

## COMPARATIVE PRODUCTION VALUES

2008 \$20,449,500	2003 \$28,323,200
2007 \$21,775,300*	2002 \$30,816,100
2006 \$25,251,300	2001 \$26,453,900
2005 \$21,476,200	2000 \$32,802,500
2004 \$33,010,700	1999 \$35,480,800

\*corrected

# ***CALAVERAS COUNTY***



## ***2009 REPORT OF AGRICULTURE***



# Calaveras County

## Environmental Management Agency

---

Brian S. Moss ♦ Agency Administrator / Director of Environmental Health  
Mary Mutz ♦ Agricultural Commissioner / Director of Weights and Measures

A.G. Kawamura, Secretary  
California Department of Food and Agriculture  
And  
The Honorable Board of Supervisors  
County of Calaveras

I am pleased to present the 2009 Report of Agriculture for Calaveras County. This publication includes statistical information on acreage, yield, and gross value of Calaveras County's agricultural products in accordance with section 2279 and 2272 of the California Food and Agricultural Code. It must be emphasized that the values contained in this report represent gross receipts and in no way reflect net farm income.

The value of agricultural production for 2009 was \$20,332,000. This figure represents an approximate 0.5 % decrease from the 2008 gross production value of \$20,449,500. The decrease is attributable to the fall in the timber industry. Timber production decreased approximately \$2,250,000.

Cattle and calves continue to be the county's leading farm commodity even though the value is down. The 2009 value of cattle and calves is \$5,766,000, a decrease of over \$350,000 from 2008. The drop in value could be due to the economics of the industry which includes the impact of imported meat, the effects of the drought over the past few years and ranchers retaining replacement heifers for herd expansion.

Wine grapes are the second leading farm commodity in the County with a value of \$3,360,000. The wine grape industry experienced a very bountiful year with a \$2,000,000 increase in production from 2008. It must be noted that in 2008, a severe frost in April severely damaged or destroyed much of the crop.

Poultry followed with a value of \$3,192,000.

I wish to express my sincere appreciation to the many individuals, organizations and agencies that furnished the data essential to the compilation of this report. I also wish to thank Dick Fischer, whose cattle appear on the cover. Special recognition is given to my staff, especially Shawn Zmak Kuntz who compiled the report and Eric Mayberry who provided many of the photographs.

Respectfully submitted,

Mary Mutz  
Agricultural Commissioner

---

Government Center, 891 Mountain Ranch Road, San Andreas, CA 95249-9709

# 2009 ANNUAL CROP REPORT

## Board of Supervisors

Gary Tofanelli	District 1
Steve Wilensky	District 2
Merita Callaway, Chair	District 3
Thomas Tryon	District 4
Russ Thomas	District 5

Jeanne Boyce, County Administrative Officer

Presented by  
Mary Mutz  
Agricultural Commissioner/Sealer

## STAFF

Kevin Wright  
Chief Deputy Agricultural Commissioner/  
Sealer of Weights & Measures

Eric Mayberry  
Agricultural Biologist/Inspector III

Chuck Schafer  
Agricultural Biologist/Inspector I

Steve Farris  
Agricultural/Weights & Measures  
Technician

Shawn Zmak Kuntz  
Account Technician III

### Seasonal Technicians

Gloria ArceJaeger  
James Cordova  
Petra Keiper  
Greg Letscher  
Lena Moreno-Palm

## LEADING FARM COMMODITIES

Cattle and Calves	\$5,766,000	Pistachios	\$147,800
Grapes (Wine)	\$3,360,000	Christmas Trees	\$110,000
Poultry	\$3,192,000	Apiary	\$91,400
Walnuts	\$876,000	Sheep & Lambs	\$88,700
Nursery Products	\$300,000	Olives	\$79,800

## STATISTICS - CALAVERAS COUNTY

Total Land Area	662,791 Acres
Rangeland	188,300* Acres
Government Land	105,311 Acres
Water	16,300 Acres
Farms in County	631* Farms
All Farm Land	201,026* Acres
Irrigated Pasture	2,000* Acres
Land in Agricultural Preserves	141,467 Acres
Land in Timber Preserves	77,300 Acres

\*According to USDA National Agricultural Statistics Service

## LIVESTOCK AND POULTRY



<u>ITEM</u>	<u>YEAR</u>	<u>PRODUCTION</u>			<u>VALUE</u>	
		<u>NUMBER OF HEAD</u>	<u>LIVEWEIGHT</u>	<u>UNIT</u>	<u>PER UNIT</u>	<u>TOTAL</u>
Cattle & Calves	2009	11,300	72,990	CWT	\$79.00	\$5,766,000
	2008	11,500	73,750	CWT	\$83.00	\$6,122,000
Poultry*	2009					\$3,192,000
	2008					\$3,102,000
Sheep & Lambs	2009	1,000	1,000	CWT	\$88.70	\$88,700
	2008	1,000	1,000	CWT	\$91.30	\$91,300
Misc.**	2009					\$40,600
	2008					<u>\$84,500</u>
				TOTAL: 2009		\$9,087,300
				2008		<u>\$9,399,800</u>

\*Includes chickens, turkeys, games birds, squab, rabbits, etc...

\*\*Includes goats, emus, llamas, ostriches, etc.

## LIVESTOCK AND POULTRY PRODUCTS

<u>ITEM</u>	<u>YEAR</u>	<u>PRODUCTION</u>	<u>VALUE</u>
			<u>TOTAL</u>
Livestock &	2009		\$21,000
Poultry Products*	2008		<u>\$21,000</u>

\*Includes wool, mohair, eggs, etc.





## FIELD CROPS

CROP	YEAR	PRODUCTION			VALUE	
		ACREAGE	PER ACRE	TOTAL UNIT	PER UNIT	TOTAL
Grain Hay	2009	300	2.50	750.00 TON	\$90.00	\$67,500
	2008	200	1.00	200.00 TON	\$140.00	\$28,000
Irrigated	2009	2,000		ACRE	\$130.00	\$260,000
Pasture	2008	2,000		ACRE	\$130.00	\$260,000
Rangeland	2009	188,300		ACRE	\$17.00	\$3,201,000
	2008	188,300		ACRE	\$17.00	\$3,201,000
Misc.*	2009					\$30,000
Field Crops	2008					<u>\$32,900</u>
TOTAL:					2009	\$3,558,500
					2008	<u>\$3,521,900</u>

\*Includes legume hay, native hay, etc.



## VEGETABLE CROPS

CROP	YEAR	PRODUCTION		VALUE
				TOTAL
Vegetable	2009			\$200,000
Crops*	2008			<u>\$200,000</u>



\*Includes tomatoes, corn, peppers, melons, etc.

## ORGANIC FARMING STATISTICS

CROP	NUMBER OF FARMS	HARVESTED ACRES
Vegetable & Fruit	5	52 Acres



## FRUIT AND NUT CROPS

CROP	YEAR	PRODUCTION			VALUE	
		PRODUCING PER ACREAGE	PER ACRE	TOTAL UNIT	PER UNIT	TOTAL
Grapes (Wine)	2009	800	3.50	2,800.00 TON	\$1,200.00	\$3,360,000
	2008	650	1.80	1,170.00 TON	\$1,100.00	\$1,287,000
Olives*	2009	140	1.50	210.00 TON	\$380.00	\$79,800
	2008	140	1.00	140.00 TON	\$350.00	\$49,000
Walnuts (In shell)	2009	800	.75	600.00 TON	\$1,460.00	\$876,000
	2008	800	.55	440.00 TON	\$1,430.00	\$630,000
Misc.**	2009					\$175,000
	2008					<u>\$126,000</u>



TOTAL: 2009	\$4,490,800
2008	<u>\$2,092,000</u>

\*Includes fresh & oil

\*\*Includes apples, berries, cherries, peaches, pears, pistachios, various nuts, etc.

## APIARY PRODUCTS

PRODUCTION		VALUE
<u>ITEM</u>	<u>YEAR</u>	<u>TOTAL</u>
Apiary*	2009	\$91,400
	2008	<u>\$82,300</u>



\*Includes honey, wax, pollination, etc.

## NURSERY CROPS

PRODUCTION				VALUE	
<u>CROP</u>	<u>YEAR</u>	<u>TOTAL</u>	<u>UNIT</u>	<u>PER UNIT</u>	<u>TOTAL</u>
Christmas Trees	2009	2,000	EACH	\$55.00	\$110,000
	2008	2,500	EACH	\$45.00	\$112,500
Nursery Products	2009				\$300,000
	2008				<u>\$300,000</u>
			TOTAL:	2009	\$410,000
				2008	<u>\$412,500</u>

## TIMBER

PRODUCTION				VALUE	
<u>CROP</u>	<u>YEAR</u>	<u>TOTAL</u>	<u>UNIT</u>	<u>PER UNIT</u>	<u>TOTAL</u>
Timber Production	2009	16,165	MBF	\$153.00	\$2,473,000
	2008	33,000	MBF	\$143.00	<u>\$4,720,000</u>



## PEST EXCLUSION

<u>PEST</u>	<u>AGENT/MECHANISM</u>	<u>PROGRAM</u>
Exotic Pests (Commercial and household goods movements)	Terminal Shipments	8064 inspections 0 Rejection

## SUSTAINABLE AGRICULTURAL REPORTING

### BIOLOGICAL CONTROL PROGRAM

<u>PEST</u>	<u>BIO-AGENT</u>	<u>PROGRAM</u>
Ash Whitefly <i>Siphoninus phillyreae</i>	Parasitic Wasps, <i>Encarsia partenopea</i>	County-wide
Italian Thistle <i>Carduus pycnocephalus</i>	Seedhead Weevil, <i>Rhinocyllus conicus</i>	County-wide
Klamath Weed <i>Hypericum perforatum</i>	Leaf Eating Beetle, <i>Chrysolina quadrigemina</i>	County-wide
Milk Thistle <i>Silybum marianum</i>	Seedhead Weevil, <i>Rhinocyllus conicus</i>	County-wide
Puncturevine <i>Tribulus terrestris</i>	Seedhead Weevil, <i>Microlarinus lareynil</i> Stem Infesting Weevil, <i>Microlarinus lypriformis</i>	County-wide County-wide
Red Gum Lerp Psyllid <i>Glycaspis brimblecomei</i>	Parasitic Wasps, <i>Psyllaephagus sp.</i>	County-wide
Russian Thistle <i>Salsola australis</i>	Stem Mining Moth, <i>Coleophora sp.</i>	County-wide
Western Grapeleaf Skeletonizer <i>Harrisina brillians</i>	Parasitic Wasp, <i>Ametadoria misella</i> Parasitic Wasp, <i>Apanteles harrisinae</i>	County-wide County-wide
Yellow Starthistle <i>Centaurea solstitialis</i>	Seedhead Weevil, <i>Bangasternus orientalis</i> Seedhead Gall Fly, <i>Urophora sirunaseva</i> Flower Hairy Weevil, <i>Eustenopus villous</i> Seedhead Fly, <i>Chaetorellia succinea</i> Flower Weevil, <i>Larinus curtus</i>	County-wide County-wide County-wide County-wide County-wide

## PEST ERADICATION ACTIVITIES

<u>PEST</u>	<u>AGENT/MECHANISM</u>	<u>PROGRAM</u>
Dalmation Toadflax, <i>Linaria genistifolia</i>		On-going
Diffuse Knapweed, <i>Centaurea diffusa</i>		On-going
Diffuse-Spotted Knapweed, <i>Centaurea diffusa x maculosa</i>		On-going
Plumeless Thistle, <i>Carduus acanthoides</i>		On-going
Scotch Thistle, <i>Onopordum acanthium</i>		On-going
Skeleton Weed, <i>Chondrilla juncea</i>		On-going
Spotted Knapweed, <i>Centaurea maculosa</i>		On-going



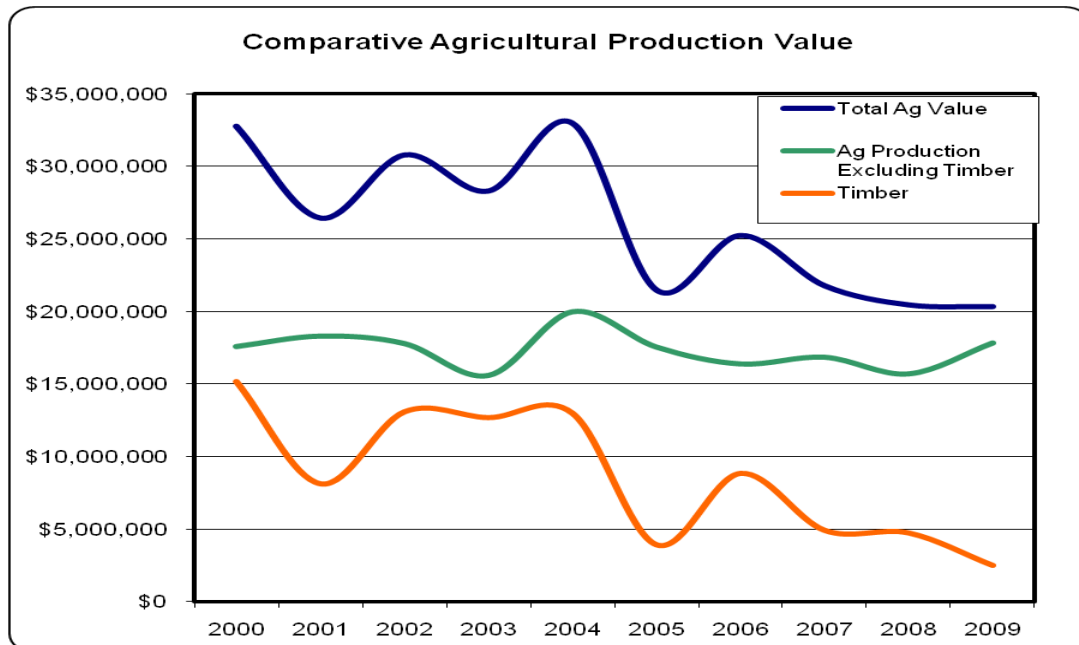
## SUMMARY

ITEM	2009	2008	2007
LIVESTOCK AND POULTRY	9,087,300	9,399,800	9,875,100
LIVESTOCK AND POULTRY PROD.	21,000	21,000	21,000
FIELD CROPS	3,558,500	3,521,900	3,266,000
VEGETABLE CROPS	200,000	200,000	200,000
FRUIT AND NUT CROPS	4,490,800	2,092,000	3,048,200
APIARY PRODUCTS	91,400	82,300	45,000
NURSERY CROPS	410,000	412,500	420,000
TIMBER	<u>2,473,000</u>	<u>4,720,000</u>	<u>4,900,000</u>
TOTAL	\$20,332,000	\$20,449,500	\$21,775,300

## COMPARATIVE PRODUCTION VALUES

2009 \$20,332,000  
 2008 \$20,449,500  
 2007 \$21,775,300  
 2006 \$25,251,300  
 2005 \$21,476,200

2004 \$33,010,700  
 2003 \$28,323,200  
 2002 \$30,816,100  
 2001 \$26,453,900  
 2000 \$32,802,500



## The Happy Vale Dairy

Special thanks to Jerry Howard, retired County Agricultural Commissioner/Sealer of Weights and Measures



The Happy Vale Dairy was an operable dairy in Calaveras County during the 1930's. It was operated by Jerry Howard's grandparents, George and Mabel Hatch. Following is an excerpt from Jeff Howard's award winning ninth grade essay (Jerry's son).

*The Happy Vale Dairy did not sell pasteurized milk, rather it was a raw milk dairy. In this case the veterinarian tested the cows every year for tuberculosis and other diseases. Also, the Milk Producers of America (M.P.A.) was always inspecting the dairy and setting tighter standards for sanitation in the milk barn. The sanitation procedures were hosing down the floor after each milking, washing every cow before each milking and making sure the milk barn was spotless so that the milk would be pure.*

*Due to competition with two other dairies in Calaveras County, rising feed costs, and M.P.A. pressure, George Hatch had to raise his prices two cents a quart. Many customers thought twelve cents for a quart of milk was outrageous, but not much business was lost after the increase in price.*

*At its peak, the Happy Vale Dairy was milking 30 cows and went well for a few more years, but in the winter of 1937, Mountain Ranch was struck by a terrible wind storm. George's hay barn was blown away. Surprisingly, all the cows managed to get out before it went down and none were injured, but George had to buy his hay and store it in his garage. The dairy business slowly went downhill and in 1938, George was forced to close down his dairy for good since the M.P.A. had grown so strong in the area and all the dairies were pasteurizing.*

*Today if one were to visit the Hatch homestead, all that remains to be seen of the Happy Vale Dairy is the recently fallen house, and the milk barn. The wood is rotten and the square nails are loose, but the milk barn is still surprisingly sturdy. Only a few milk bottles remain, three of which are atop our fireplace mantle and serve as a reminder of the important history my family played in the role of providing milk to many customers in the 1930s.*