



AgEcon SEARCH
RESEARCH IN AGRICULTURAL & APPLIED ECONOMICS

The World's Largest Open Access Agricultural & Applied Economics Digital Library

This document is discoverable and free to researchers across the globe due to the work of AgEcon Search.

Help ensure our sustainability.

Give to AgEcon Search

AgEcon Search

<http://ageconsearch.umn.edu>

aesearch@umn.edu

*Papers downloaded from **AgEcon Search** may be used for non-commercial purposes and personal study only. No other use, including posting to another Internet site, is permitted without permission from the copyright owner (not AgEcon Search), or as allowed under the provisions of Fair Use, U.S. Copyright Act, Title 17 U.S.C.*

California Department of Food and Agriculture

Agricultural Commissioners' Crop Reports

Amador County

2005-2009

California County Agricultural Commissioners' Reports from the California Department of Food and Agriculture. This collection consists of annual crop and livestock data from each of the 58 California Counties. The collection covers 1915-1981; digitization of the rest of the collection is forthcoming.

This digitization project was funded by the Giannini Foundation of Agricultural Economics, <http://giannini.ucop.edu/>.

The work was completed by the staff of the Giannini Foundation Library, University of California, Berkeley, <http://are.berkeley.edu/library/>. **Please contact the Library to consult the originals.**

2005 Amador County



Agricultural Crop & Livestock Report

Cover photo is courtesy of Jim Laughton. It is the first electric chainsaw in Amador County.



June 7, 2006

A.G. Kawamura, Secretary
California Department of Food and Agriculture
and
The Honorable Board of Supervisors
County of Amador

In accordance with Section 2279 and 2272 of the California Food and Agricultural Code, I am pleased to present the 2005 Crop and Livestock Report of Agricultural Production and Report of Sustainable Agriculture in Amador County.

The total gross valuation for all agricultural commodities produced in 2005 was \$43,127,023. This represents an increase of 34.17 % from the 2004 gross production values. This overall increase was due to an increase in timber production because of the salvage harvest of timber on the Power Fire.

These production values only partially reflect the overall measure of the economic impact agriculture has on the local economy. Processing, transporting, marketing and other farm-related services significantly multiply the value agriculture has to Amador County.

It must be emphasized that this report deals with gross value of production only and does not attempt to reflect net farm income.

I would like to thank all the individuals, producers, processors, government agencies and others whose cooperation and assistance contributed in preparing this report. My sincerest thanks and appreciation must also be extended to Barry Clark as well as all the department staff for their efforts in compiling and finalizing this report.

Respectfully submitted,

A handwritten signature in blue ink, appearing to read "Michael E. Boitano", is written over a faint, larger version of the same signature.

Michael E. Boitano
Agricultural Commissioner/Sealer

AMADOR COUNTY

BOARD OF SUPERVISORS

RICHARD P. VINSON, CHAIRMAN	DISTRICT III
RICH F. ESCAMILLA	DISTRICT I
RICHARD M. FORSTER	DISTRICT II
LOUIS D. BOITANO	DISTRICT IV
VACANT	DISTRICT V

DEPARTMENT OF AGRICULTURE

**AGRICULTURAL COMMISSIONER
SEALER OF WEIGHTS AND MEASURES**

MICHAEL E. BOITANO

**DEPUTY AGRICULTURAL COMMISSIONER
DEPUTY SEALER OF WEIGHTS AND MEASURES**

PATRICIA M. LESKY

AGRICULTURAL AND STANDARDS INSPECTORS

ROBERT L. FARNHAM
BARRY P. CLARK

AGRICULTURAL TECHNICIAN

RICHARD MELINE

ADMINISTRATIVE SECRETARY

CAROLYN SCALABRINO

FRUIT AND NUT CROPS

	YEAR	HARVESTED ACRES	PROD. / ACRE	TOTAL UNITS	PRICE / UNIT	TOTAL VALUE
WINE GRAPES *	2005	3874	3.42	13249.1	995.07	\$13,183,762
	2004	3741	3.54	13243	1010	\$13,375,430
WALNUTS	2005	391	0.26	100.096	1000	\$100,096
	2004	400	0.46	184	931	\$171,304
MISC** +	2005	23.25				\$540,467
	2004	19.25				\$39,633
TOTALS	2005					\$13,824,325
	2004					\$13,586,367

* Weighted Average Determination

** Tomatoes, Olive Oil, Cucumbers, Apples, Pears

+ Production of Tomatoes and Cucumbers

FIELD CROPS

	YEAR	HARVESTED ACRES	PROD. / ACRE	TOTAL UNITS	PRICE/ UNIT	TOTAL VALUE
HAY, ALFALFA	2005	467	6.1	2848.7	109.6	\$312,218
	2004	490	6.3	3087	104	\$321,048
HAY, GRAIN	2005	1037	4.5	4666.5	85.5	\$398,986
	2004	872	6	5232	79	\$413,328
HAY, OTHER	2005	164	2.6	426.4	83	\$35,391
	2004	200	3	600	71	\$42,600
***PASTURE IRRIGATED	2005	1545			90	\$139,050
	2004	1545			90	\$139,050
***PASTURE & RANGE	2005	156801			16	\$2,508,816
	2004	156801			16	\$2,508,816
CORN**	2005					
	2004	95	5.8	551	88	\$48,488
MISC. CROPS*	2005	82				\$136,420
	2004	564				\$165,018
TOTALS	2005					\$3,530,880
	2004					\$3,638,348

*Sudan grass, Corn, Pumpkins, Wheat

** 2004 figures only

***Correction in prices from 2004

LIVESTOCK AND POULTRY

	YEAR	NUMBER OF HEAD	WEIGHT (CWT)	PRICE/ UNIT	TOTAL VALUE
CATTLE & CALVES	2005	16000	104000	91	\$9,443,200
	2004	19000	123500	95	\$11,732,500
HOGS & PIGS	2005	300	720	53	\$37,822
	2004	300	720	63	\$45,432
SHEEP & LAMBS	2005	1500	1800	99	\$178,020
	2004	1500	1800	194	\$349,470
MEAT GOATS (Breeding)	2005	200	100	400	80000
	2004	50	88	400	20000
MEAT GOATS	2005	600	600	100	60000
	2004	550	550	80	44000
MISC.*	2005				\$710,975
	2004				\$434,675
TOTALS	2005				\$10,510,017
	2004				\$12,626,077

*Milk goats, Rabbits, Game Birds, Fish, Worms, Poultry

LIVESTOCK AND POULTRY PRODUCTS	YEAR	TOTAL VALUE
WOOL, MOHAIR	2005	\$22,123
AND APIARY PRODUCTS	2004	\$35,335

MISCELLANEOUS

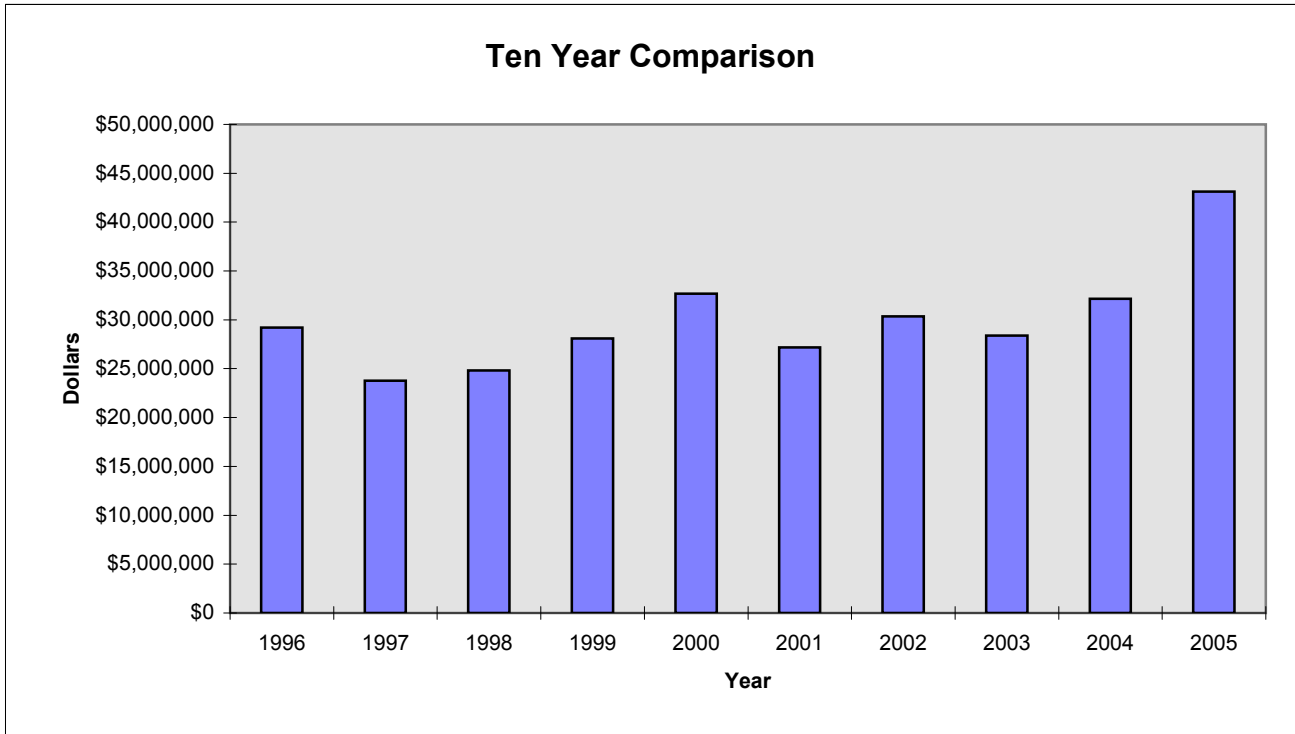
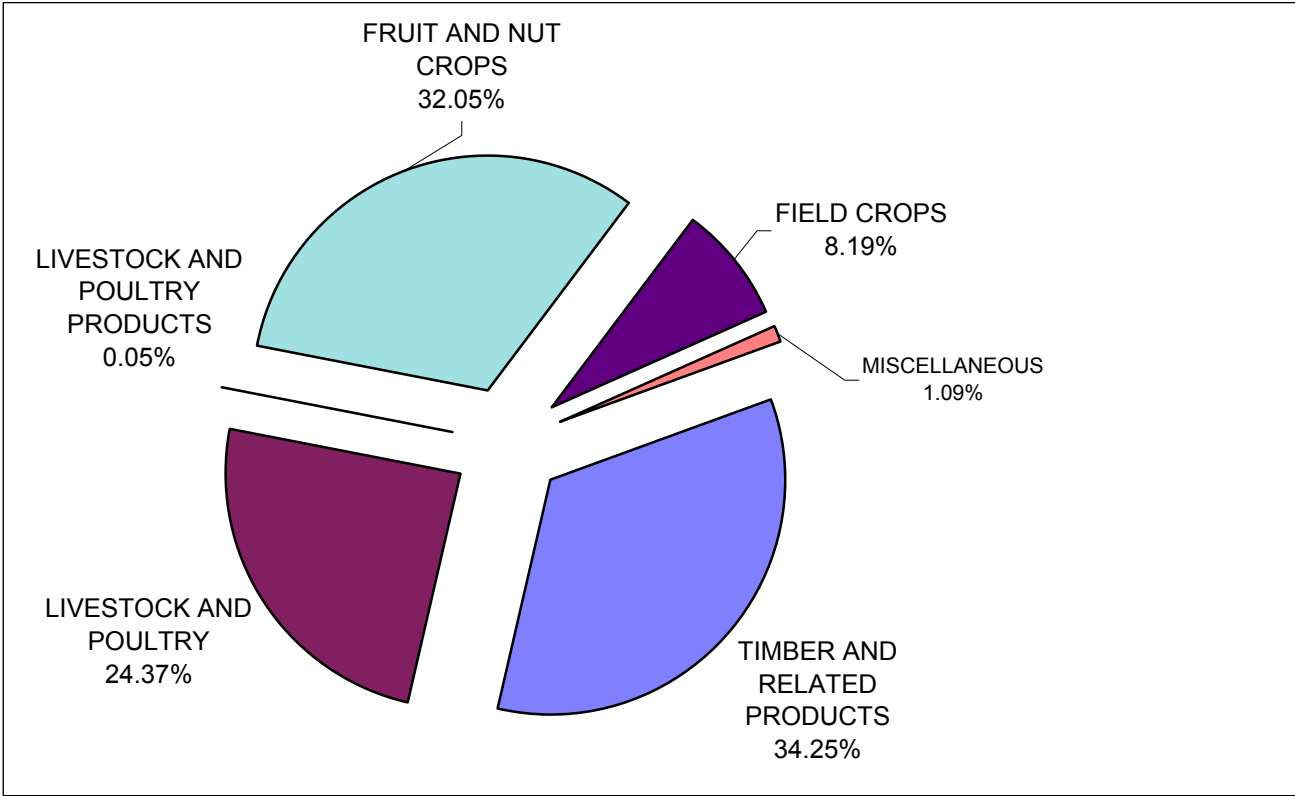
	YEAR	TOTAL VALUE
FRESH VEGETABLES *	2005	\$182,000
	2004	\$191,650
CHRISTMAS TREES	2005	\$11,250
	2004	\$9,375
NURSERY STOCK	2005	\$275,000
	2004	\$275,000
TOTALS	2005	\$468,250
	2004	\$476,025

* Includes Farmers Market

TIMBER AND RELATED PRODUCTS

YEAR	HARVESTED BOARD FEET	TOTAL VALUE
2005	87,852 MBF	\$14,771,428
2004	6,962 MBF	\$1,781,980

Rise in value from salvage of Power Fire



RECAPITULATION		
	2004	2005
TIMBER AND RELATED PRODUCTS	\$1,781,980	\$14,771,428
LIVESTOCK AND POULTRY	\$12,626,077	\$10,510,017
FRUIT AND NUT CROPS	\$13,586,367	\$13,824,325
FIELD CROPS	\$3,638,348	\$3,530,880
MISCELLANEOUS	\$476,025	\$468,250
LIVESTOCK AND POULTRY PRODUCTS	\$35,335	\$22,123
GRAND TOTAL	\$32,144,132	\$43,127,023

STATISTICS		
TOTAL LAND AREA	363500	acres
WILLIAMSON ACT LAND	93949	acres
EL DORADO NATIONAL FOREST	78079	acres
BLM LAND	9191	acres
TIMBER PRESERVE LAND	27485	acres
PASTURE AND RANGELAND	156801	acres
LAND IN FARMS	218000	acres
FARMS IN COUNTY	376	

TOTAL FOR THE PAST TEN YEARS			
1996	\$29,209,735	2001	\$28,087,630
1997	\$23,779,190	2002	\$32,673,726
1998	\$29,209,735	2003	\$30,348,836
1999	\$23,779,190	2004	\$32,144,132
2000	\$24,825,576	2005	\$43,127,023

SUSTAINABLE AGRICULTURAL REPORT

BIOLOGICAL CONTROL PROGRAMS

PEST	AGENT/MECHANISM	PROGRAM
KLAMATH WEED	KLAMATH WEED BEETLE	COUNTY WIDE
ITALIAN THISTLE	SEEDHEAD WEEVIL	COUNTY WIDE
PUNCTURE VINE	STEM & SEED WEEVIL	COUNTY WIDE
ASH WHITE FLY	ENCARSIA WASP	COUNTY WIDE
YELLOW STARHISTLE	BANGASTERNUS ORIENTALIS	COUNTY WIDE
YELLOW STARHISTLE	EUSTENOPUS VILLOSUS	COUNTY WIDE
YELLOW STARHISTLE	LARINUS CURTUS WEEVIL	COUNTY WIDE
YELLOW STARHISTLE	YELLOW STARHISTLE GALL FLY	COUNTY WIDE
YELLOW STARHISTLE	YELLOW STARHISTLE RUST	2 SITES

PEST PREVENTION ACTIVITIES

PEST ERADICATION		
SKELETON WEED	CHEMICAL	30 SITES
DIFFUSE KNAPWEED	HAND PULLED	2 SITES
SPOTTED KNAPWEED	HAND PULLED	1 SITE
PEST EXCLUSION		
TYPE	SHIPMENTS INSPECTED	REJECTIONS
TRUCKS	31	0
GYPSY MOTH	1	0
OTHER	3	1
PEST MANAGEMENT		
TYPE	SHIPMENTS INSPECTED	REJECTIONS
GLASSY-WINGED SHARPSHOOTER	53	0
TYPE	NUMBER OF TRAPS	
GLASSY-WINGED SHARPSHOOTER	120	

PEST DETECTION

INSECT TRAPPING PROGRAM	
TYPE OF TRAP	NUMBER OF TRAPS
GYPSY MOTH	150
MEDITERRANEAN FRUIT FLY	33
JAPANESE BEETLE	25
ORIENTAL FRUIT FLY	11
MELON FRUIT FLY	11

ORGANIC FARMING STATISTICS

TYPE OF FARM	NUMBER OF FARMS
VEGETABLES	4
WINE GRAPES	4

2006 Amador County



Agricultural Crop & Livestock Report

The Amador County Department of Agriculture would like to congratulate Robert Farnham on his retirement after 42 years of dedicated service. The department will greatly miss him and would like to wish him luck in his future endeavors.



April 24, 2007

A.G. Kawamura, Secretary
California Department of Food and Agriculture
And
The Honorable Board of Supervisors
County of Amador

In accordance with Section 2279 and 2272 of the California Food and Agricultural Code, I am pleased to present the 2006 Crop and Livestock Report of Agricultural Production and Report of Sustainable Agriculture in Amador County.

The total gross valuation for all agricultural commodities produced in 2006 was \$32,557,563. This represents a decrease of 24.51 % for the 2005 gross production values. This overall decrease was due to a decrease in timber production because of the completion of the Power Fire salvage.

These production values only partially reflect the overall measure of the economic impact agriculture has on the local economy. Processing, transporting, marketing and other farm-related services significantly multiply the value agriculture has to Amador County.

It must be emphasized that this report deals with gross values of production only and does not attempt to reflect net farm income.

I would like to thank all the individuals, producers, processors, government agencies and others whose cooperation and assistance contributed in preparing this report. My sincerest thanks and appreciation must also be extended to the Amador County Department of Agriculture staff for their efforts in compiling and finalizing this report.

Respectfully submitted,

A handwritten signature in black ink, appearing to read "Michael E. Boitano", written over a horizontal line.

Michael E. Boitano
Agricultural Commissioner/Sealer

AMADOR COUNTY

BOARD OF SUPERVISORS

LOUIS D. BOITANO, CHAIRMAN	DISTRICT IV
RICH F. ESCAMILLA	DISTRICT I
RICHARD M. FORSTER	DISTRICT II
THEODORE F. NOVELLI	DISTRICT III
BRIAN ONETO	DISTRICT V

DEPARTMENT OF AGRICULTURE

**AGRICULTURAL COMMISSIONER
SEALER OF WEIGHTS AND MEASURES**
MICHAEL E. BOITANO

**DEPUTY AGRICULTURAL COMMISSIONER
DEPUTY SEALER OF WEIGHTS AND MEASURES**
PATRICIA M. LESKY

AGRICULTURAL AND STANDARDS INSPECTORS
ROBERT L. FARNHAM
BARRY P. CLARK

AGRICULTURAL TECHNICIAN
RICHARD MELINE
MARTY SCHAFER

MOSQUITO VECTOR CONTROL TECHNICIAN
MATTHEW BLANKENSHIP

ADMINISTRATIVE SECRETARY
CAROLYN SCALABRINO

FRUIT AND NUT CROPS

	YEAR	HARVESTED ACRES	PROD. / ACRE	TOTAL UNITS	PRICE / UNIT	TOTAL VALUE
*WINE GRAPES	2006	3701	3.68	13620	\$1,080	\$14,709,254
	2005	3874	3.42	13249	\$995	\$13,183,762
WALNUTS	2006	438	0.49	215	\$1,060	\$227,497
	2005	391	0.26	100	\$1,000	\$100,096
**MISC	2006	25.25				\$547,369
	2005	23.25				\$540,467
TOTALS	2006					\$15,484,120
	2005					\$13,824,325

* Weighted Average Determination

** Tomatoes, Olive Oil, Cucumbers, Apples, Kiwis

FIELD CROPS

	YEAR	HARVESTED ACRES	PROD. / ACRE	TOTAL UNITS	PRICE/ UNIT	TOTAL VALUE
HAY, ALFALFA	2006	481	5.2	2501	\$123	\$307,648
	2005	467	6.1	2849	\$110	\$312,218
*HAY, GRAIN	2006	1507				\$229,399
	2005	1037	0	0	\$0	\$398,986
**HAY, OTHER	2006	223				\$52,140
	2005	164	0	0	\$0	\$35,391
PASTURE IRRIGATED	2006	1545			\$90	\$139,050
	2005	1545			\$90	\$139,050
PASTURE & RANGE	2006	156801			\$16	\$2,508,816
	2005	156801			\$16	\$2,508,816
***MISC. CROPS	2006	105				\$64,865
	2005	553				\$136,420
TOTALS	2006					\$3,301,917
	2005					\$3,530,880

* Wheat, Oats; Price analysis correction

** Dry Land Hay, Forage Hay, Ryegrass

*** Sudan Grass, Pumpkins, 2005 Acreage Correction

LIVESTOCK AND POULTRY

	YEAR	NUMBER OF HEAD	WEIGHT (CWT)	PRICE/ UNIT	TOTAL VALUE
CATTLE & CALVES	2006	16000	104000	\$89	\$9,287,200
	2005	16000	104000	\$91	\$9,443,200
HOGS & PIGS	2006	325	780	\$48	\$37,362
	2005	300	720	\$53	\$37,822
SHEEP & LAMBS	2006	1500	1800	\$84	\$151,200
	2005	1500	1800	\$99	\$178,020
MEAT GOATS (Breeding)	2006	300	600	\$400	\$120,000
	2005	200	100	\$400	\$80,000
MEAT GOATS	2006	800	800	\$100	\$80,000
	2005	600	600	\$100	\$60,000
*MISC.	2006				\$824,500
	2005				\$710,975
TOTALS	2006				\$10,500,262
	2005				\$10,510,017

* Milk Goats, Rabbits, Game Birds, Fish, Worms, Poultry

LIVESTOCK AND POULTRY PRODUCTS	YEAR	TOTAL VALUE
WOOL, MOHAIR	2006	\$20,105
AND APIARY PRODUCTS	2005	\$22,123

MISCELLANEOUS

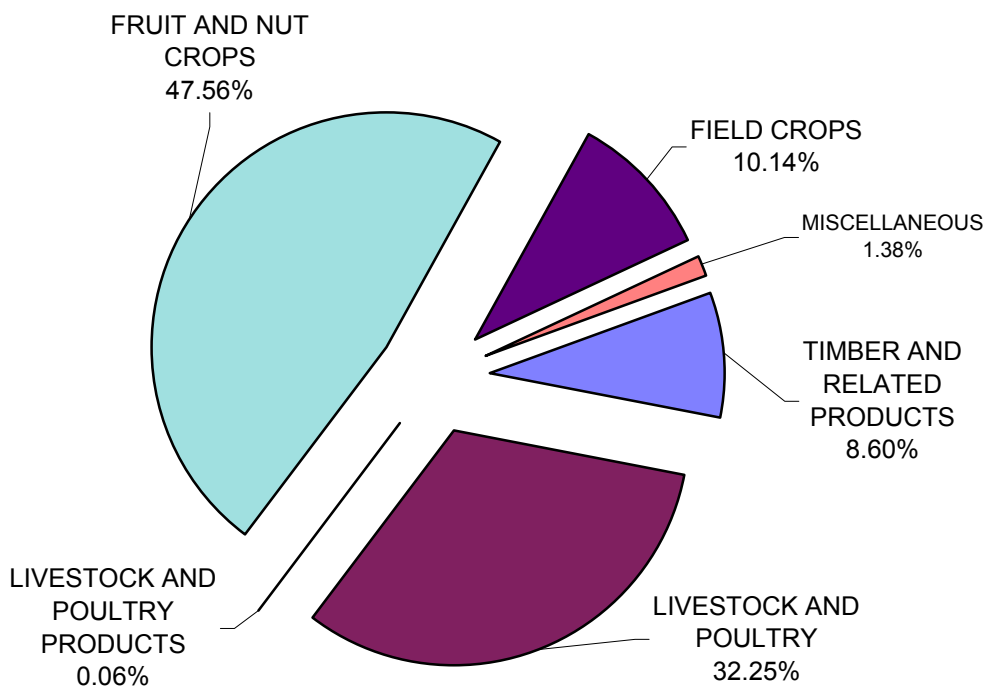
	YEAR	TOTAL VALUE
*FRESH VEGETABLES	2006	\$163,800
	2005	\$182,000
CHRISTMAS TREES	2006	\$0
	2005	\$11,250
NURSERY STOCK	2006	\$287,100
	2005	\$275,000
TOTALS	2006	\$450,900
	2005	\$468,250

* Includes Farmers Market

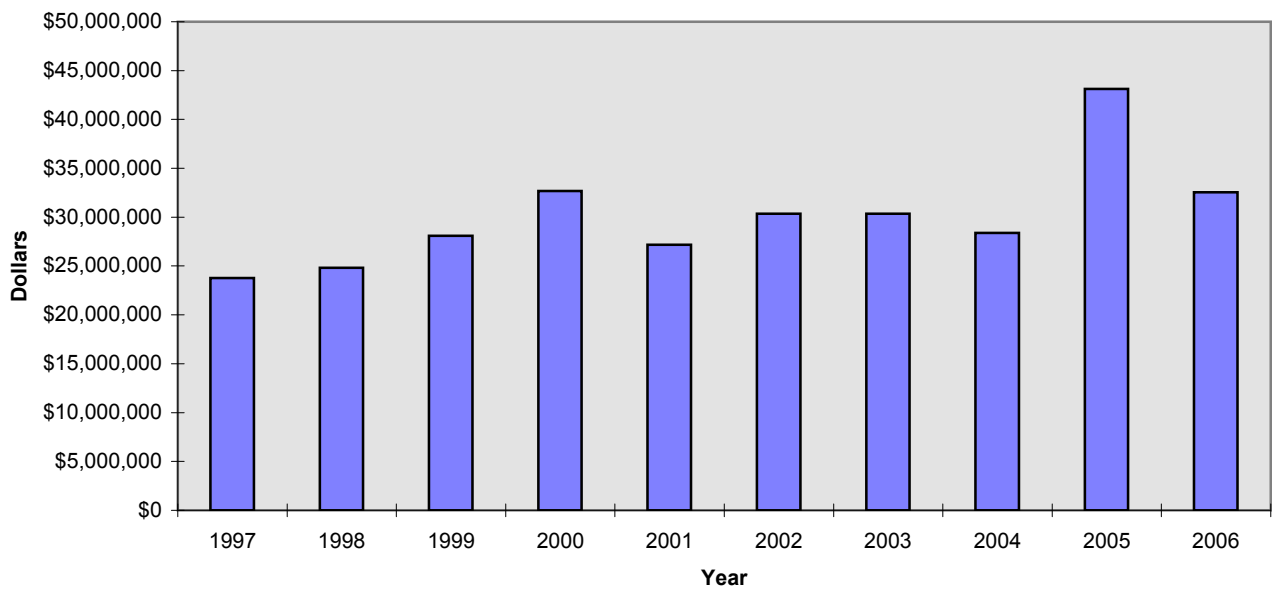
TIMBER AND RELATED PRODUCTS

YEAR	HARVESTED BOARD FEET	TOTAL VALUE
*2006	27,274 MBF	\$2,800,259
2005	87,852 MBF	\$14,771,428

* Reduction due to the completion of Power Fire salvage.



Ten Year Comparison



RECAPITULATION		
	2005	2006
TIMBER AND RELATED PRODUCTS	\$14,771,428	\$2,800,259
LIVESTOCK AND POULTRY	\$10,510,017	\$10,500,262
FRUIT AND NUT CROPS	\$13,824,325	\$15,484,120
FIELD CROPS	\$3,530,880	\$3,301,917
MISCELLANEOUS	\$468,250	\$450,900
LIVESTOCK AND POULTRY PRODUCTS	\$22,123	\$20,105
GRAND TOTAL	\$43,127,023	\$32,557,563

STATISTICS		
TOTAL LAND AREA	363500	acres
WILLIAMSON ACT LAND	93949	acres
EL DORADO NATIONAL FOREST	78079	acres
BLM LAND	9191	acres
TIMBER PRESERVE LAND	27485	acres
PASTURE AND RANGELAND	156801	acres
LAND IN FARMS	218000	acres
FARMS IN COUNTY	376	

TOTAL FOR THE PAST TEN YEARS			
1997	\$23,779,190	2002	\$30,348,836
1998	\$24,825,576	2003	\$28,391,406
1999	\$28,087,630	2004	\$32,144,132
2000	\$32,673,726	2005	\$43,127,023
2001	\$27,168,458	2006	\$32,557,563

SUSTAINABLE AGRICULTURAL REPORT

BIOLOGICAL CONTROL PROGRAMS

PEST	AGENT/MECHANISM	PROGRAM
KLAMATH WEED	KLAMATH WEED BEETLE	COUNTY WIDE
ITALIAN THISTLE	SEEDHEAD WEEVIL	COUNTY WIDE
PUNCTURE VINE	STEM & SEED WEEVIL	COUNTY WIDE
ASH WHITE FLY	ENCARSIA WASP	COUNTY WIDE
YELLOW STARHISTLE	BANGASTERNUS ORIENTALIS	COUNTY WIDE
YELLOW STARHISTLE	EUSTENOPUS VILLOSUS	COUNTY WIDE
YELLOW STARHISTLE	LARINUS CURTUS WEEVIL	COUNTY WIDE
YELLOW STARHISTLE	YELLOW STARHISTLE GALL FLY	COUNTY WIDE
YELLOW STARHISTLE	YELLOW STARHISTLE RUST	4 SITES

PEST PREVENTION ACTIVITIES

PEST ERADICATION		
SKELETON WEED	CHEMICAL	60 SITES
DIFFUSE KNAWEED	HAND PULLED	2 SITES
SPOTTED KNAWEED	HAND PULLED	1 SITE
PERENNIAL PEPPERWEED	CHEMICAL / HAND PULLED	4 SITES
PEST EXCLUSION		
TYPE	SHIPMENTS INSPECTED	REJECTIONS
TRUCKS	25	0
GYPSY MOTH	1	0
OTHER	0	0
PEST MANAGEMENT		
TYPE	SHIPMENTS INSPECTED	REJECTIONS
GLASSY-WINGED SHARPSHOOTER	139	0
TYPE	NUMBER OF TRAPS	
GLASSY-WINGED SHARPSHOOTER	90	

PEST DETECTION

INSECT TRAPPING PROGRAM	
TYPE OF TRAP	NUMBER OF TRAPS
GYPSY MOTH	150
MEDITERRANEAN FRUIT FLY	33
JAPANESE BEETLE	25
ORIENTAL FRUIT FLY	11
MELON FRUIT FLY	11

ORGANIC FARMING STATISTICS

TYPE OF FARM	NUMBER OF FARMS
VEGETABLES	4
WINE GRAPES	4

2007 Amador County



Agricultural Crop & Livestock Report

The 2007 Crop report is dedicated to Robert “Bob” Farnham who passed away December 2007. Bob started working for the Agriculture Department at the age of 20 and dedicated 42 years of service to the people of Amador County until his retirement in November 2006. Bob had a vast knowledge of weeds and weed control and was always more comfortable in the field than behind a desk.

DEPARTMENT OF AGRICULTURE / WEIGHTS AND MEASURES

LOCATION: 12200-B AIRPORT ROAD, MARTELL, CA • PHONE (209) 223-6487 • FAX (209) 223-3312

MAIL: 12200-B AIRPORT ROAD, JACKSON, CA 95642-9527 • e-mail: agriculture@co.amador.ca.us



April 29, 2008

A.G. Kawamura, Secretary
California Department of Food and Agriculture
And
The Honorable Board of Supervisors
County of Amador

In accordance with Section 2279 and 2272 of the California Food and Agricultural Code, I am pleased to present the 2007 Crop and Livestock Report of Agricultural Production and Report of Sustainable Agriculture in Amador County.

The total gross valuation for all agricultural commodities produced in 2007 was \$33,075,168. This represents an increase of 1.59% for the 2006 gross production values. This overall increase was due to an increase in timber production demands.

These production values only partially reflect the overall measure of the economic impact agriculture has on the local economy. Processing, transporting, marketing and other farm-related services significantly multiply the value agriculture has to Amador County.

It must be emphasized that this report deals with gross values of production only and does not attempt to reflect net farm income.

I would like to thank all the individuals, producers, processors, government agencies and others whose cooperation and assistance contributed in preparing this report. My sincerest thanks and appreciation must also be extended to the Amador County Department of Agriculture staff for their efforts in compiling and finalizing this report.

Respectfully submitted,

A handwritten signature in blue ink, appearing to read "Michael E. Boitano", is written over a horizontal line.

Michael E. Boitano
Agricultural Commissioner/Sealer

AMADOR COUNTY

BOARD OF SUPERVISORS

RICHARD M. FORSTER, CHAIRMAN	DISTRICT II
RICH F. ESCAMILLA	DISTRICT I
THEODORE F. NOVELLI	DISTRICT III
LOUIS D. BOITANO	DISTRICT IV
BRIAN ONETO	DISTRICT V

DEPARTMENT OF AGRICULTURE

**AGRICULTURAL COMMISSIONER
SEALER OF WEIGHTS AND MEASURES**
MICHAEL E. BOITANO

**DEPUTY AGRICULTURAL COMMISSIONER
DEPUTY SEALER OF WEIGHTS AND MEASURES**
PATRICIA M. LESKY

AGRICULTURAL AND STANDARDS INSPECTORS
BARRY P. CLARK
CARRIE R. BASSETT

AGRICULTURAL TECHNICIANS
RICHARD A. MELINE
MARTY L. SCHAFER

MOSQUITO VECTOR CONTROL TECHNICIAN
MATTHEW D. BLANKENSHIP

ADMINISTRATIVE SECRETARY
CAROLYN M. SCALABRINO

FRUIT AND NUT CROPS

	YEAR	HARVESTED ACRES	PROD. / ACRE	TOTAL UNITS	PRICE / UNIT	TOTAL VALUE
*WINE GRAPES	2007	3697	3.4	12570	\$1,057	\$13,286,279
	2006	3701	3.68	13620	\$1,080	\$14,709,254
WALNUTS	2007	348	0.41	143	\$1,441	\$205,602
	2006	438	0.49	215	\$1,060	\$227,497
**MISC	2007	22.75				\$698,187
	2006	25.25				\$547,369
TOTALS	2007					\$14,190,067
	2006					\$15,484,120

* Weighted Average Determination

** Tomatoes, Olive Oil, Cucumbers, Apples, Kiwis

FIELD CROPS

	YEAR	HARVESTED ACRES	PROD. / ACRE	TOTAL UNITS	PRICE/ UNIT	TOTAL VALUE
HAY, ALFALFA	2007	379	6.7	2539	\$145	\$368,199
	2006	481	5.2	2501	\$123	\$307,648
*HAY, GRAIN	2007	1287				\$349,385
	2006	984				\$229,399
**HAY, OTHER	2007	176				\$41,492
	2006	160				\$52,140
PASTURE IRRIGATED	2007	1545			\$110	\$169,950
	2006	1545			\$90	\$139,050
PASTURE & RANGE	2007	156801			\$16	\$2,508,816
	2006	156801			\$16	\$2,508,816
***MISC. CROPS	2007	182				\$140,673
	2006	104.5				\$64,865
TOTALS	2007					\$3,578,515
	2006					\$3,301,917

* Wheat, Oats

** Dry Land Hay

*** Sudan Grass, Corn (Reported Pumpkins in other category)

LIVESTOCK AND POULTRY

	YEAR	NUMBER OF HEAD	WEIGHT (CWT)	PRICE/ UNIT	TOTAL VALUE
CATTLE & CALVES	2007	15000	97500	\$94	\$9,135,750
	2006	16000	104000	\$89	\$9,287,200
HOGS & PIGS	2007	275	660	\$49	\$32,208
	2006	325	780	\$48	\$37,362
SHEEP & LAMBS	2007	1500	1800	\$91	\$162,900
	2006	1500	1800	\$84	\$151,200
MEAT GOATS (Breeding)	2007	275	412.5	\$400	\$110,000
	2006	300	450	\$400	\$120,000
MEAT GOATS	2007	1200	1200	\$165	\$198,000
	2006	800	800	\$100	\$80,000
*MISC.	2007				\$635,250
	2006				\$824,500
TOTALS	2007				\$10,274,108
	2006				\$10,500,262

* Milk Goats, Rabbits, Game Birds, Fish, Worms, Poultry

LIVESTOCK AND POULTRY PRODUCTS	YEAR	TOTAL VALUE
WOOL, MOHAIR	2007	\$19,105
AND APIARY PRODUCTS	2006	\$20,105

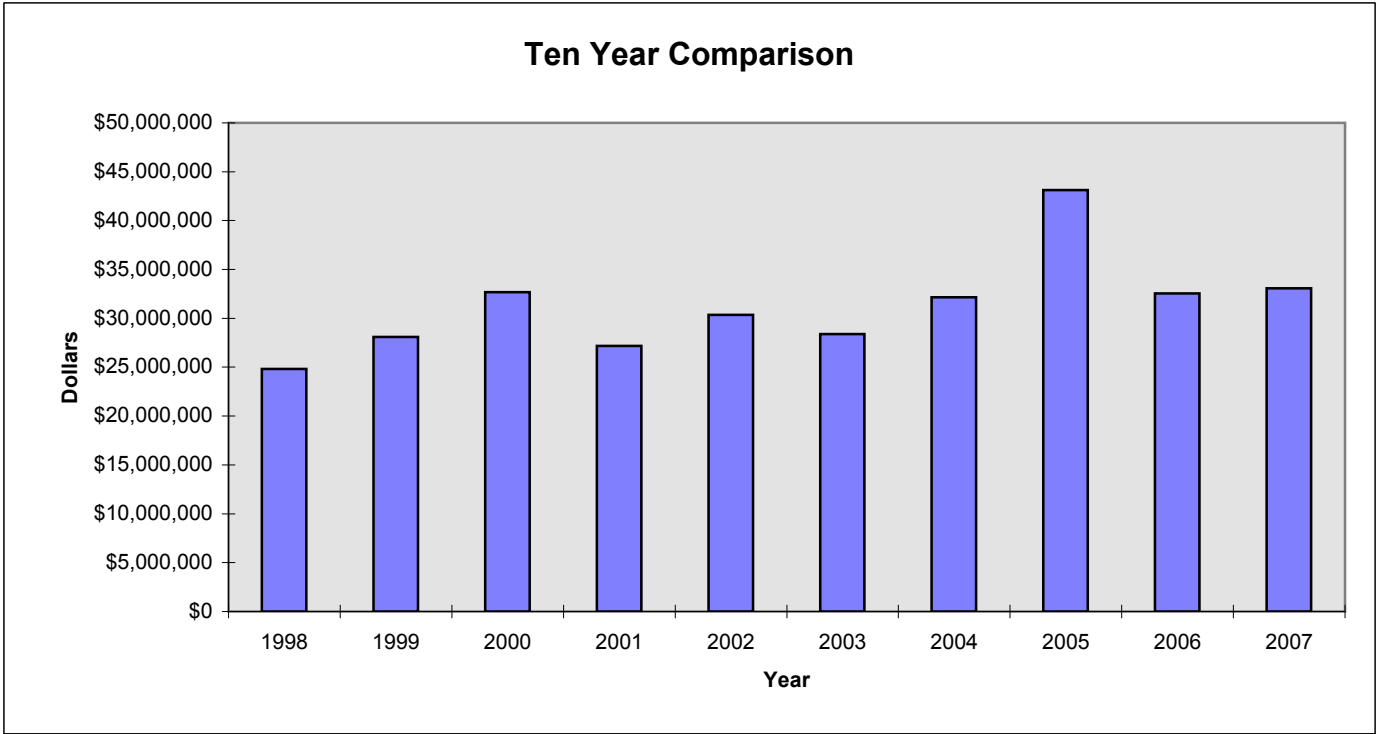
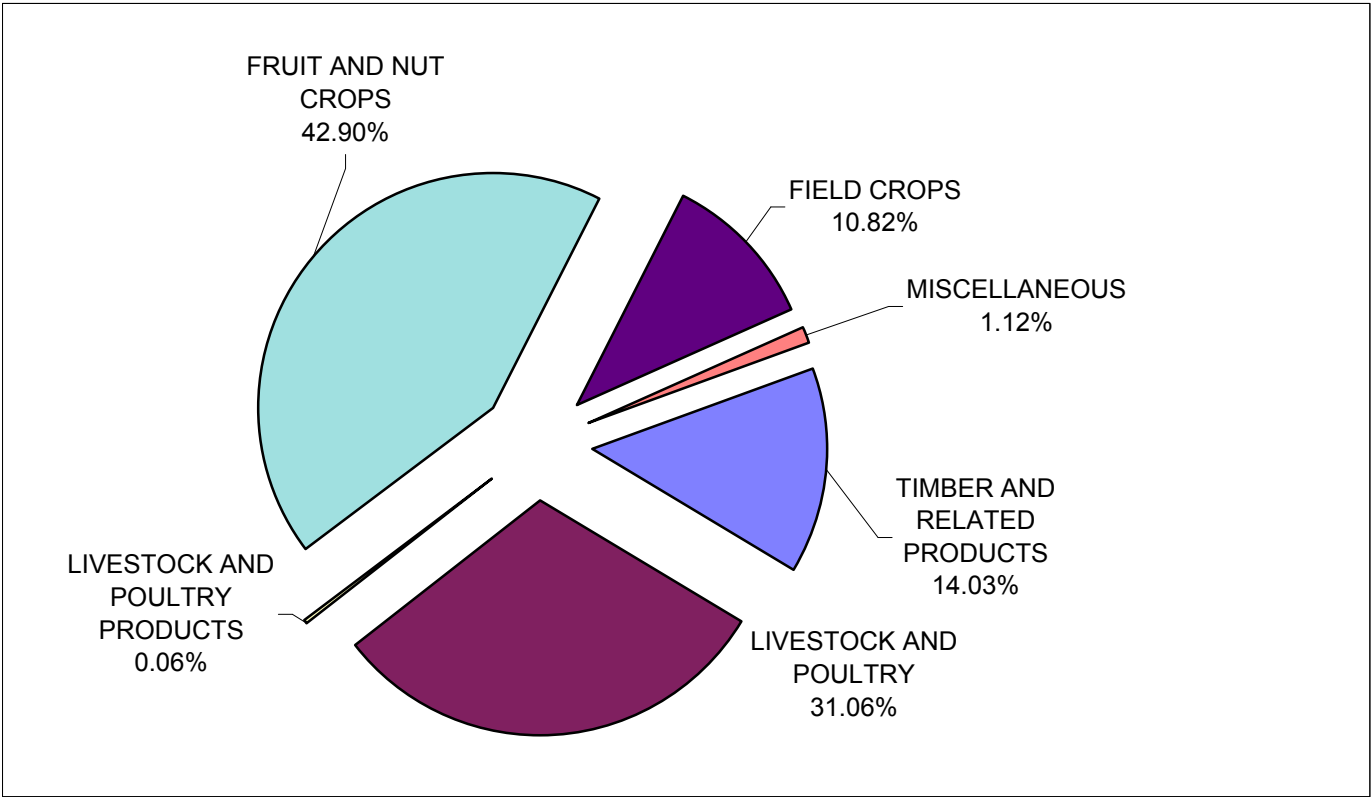
MISCELLANEOUS

	YEAR	TOTAL VALUE
*FRESH VEGETABLES	2007	\$178,800
	2006	\$163,800
NURSERY STOCK	2007	\$192,500
	2006	\$287,100
TOTALS	2007	\$371,300
	2006	\$450,900

* Farmers Market, Melons, Pumpkins

TIMBER AND RELATED PRODUCTS

YEAR	HARVESTED BOARD FEET	TOTAL VALUE
2007	18,297 MBF	\$4,642,074
2006	27,274 MBF	\$2,800,259



RECAPITULATION

	2006	2007
TIMBER AND RELATED PRODUCTS	\$2,800,259	\$4,642,074
LIVESTOCK AND POULTRY	\$10,500,262	\$10,274,108
FRUIT AND NUT CROPS	\$15,484,120	\$14,190,067
FIELD CROPS	\$3,301,917	\$3,578,515
MISCELLANEOUS	\$450,900	\$371,300
LIVESTOCK AND POULTRY PRODUCTS	\$20,105	\$19,105
GRAND TOTAL	\$32,557,563	\$33,075,168

STATISTICS

TOTAL LAND AREA	363500	acres
WILLIAMSON ACT LAND	93949	acres
EL DORADO NATIONAL FOREST	78079	acres
BLM LAND	9191	acres
TIMBER PRESERVE LAND	27485	acres
PASTURE AND RANGELAND	156801	acres
LAND IN FARMS	218000	acres
FARMS IN COUNTY	376	

TOTAL FOR THE PAST TEN YEARS

1998	\$24,825,576	2003	\$28,391,406
1999	\$24,825,576	2004	\$32,144,132
2000	\$28,087,630	2005	\$43,127,023
2001	\$32,673,726	2006	\$32,557,563
2002	\$27,168,458	2007	\$33,075,168

SUSTAINABLE AGRICULTURAL REPORT

BIOLOGICAL CONTROL PROGRAMS

PEST	AGENT/MECHANISM	PROGRAM
KLAMATH WEED	KLAMATH WEED BEETLE	COUNTY WIDE
ITALIAN THISTLE	SEEDHEAD WEEVIL	COUNTY WIDE
PUNCTURE VINE	STEM & SEED WEEVIL	COUNTY WIDE
ASH WHITE FLY	ENCARSIA WASP	COUNTY WIDE
YELLOW STARHISTLE	BANGASTERNUS ORIENTALIS	COUNTY WIDE
YELLOW STARHISTLE	EUSTENOPUS VILLOSUS	COUNTY WIDE
YELLOW STARHISTLE	LARINUS CURTUS WEEVIL	COUNTY WIDE
YELLOW STARHISTLE	YELLOW STARHISTLE GALL FLY	COUNTY WIDE
YELLOW STARHISTLE	YELLOW STARHISTLE RUST	4 SITES

PEST PREVENTION ACTIVITIES

PEST ERADICATION

PEST	METHOD	SITES
SKELETON WEED	CHEMICAL	60 SITES
DIFFUSE KNAPWEED	HAND PULLED	2 SITES
SPOTTED KNAPWEED	HAND PULLED	3 SITE
PERENNIAL PEPPERWEED	CHEMICAL / HAND PULLED	7 SITES
OBLONG SPURGE	CHEMICAL	50 SITES

PEST EXCLUSION

TYPE	SHIPMENTS INSPECTED	REJECTIONS
TRUCKS	28	0
GYPSY MOTH	2	0
GLASSY-WINGED SHARPSHOOTER	114	0

PEST DETECTION

INSECT TRAPPING PROGRAM

TYPE OF TRAP	NUMBER OF TRAPS
GYPSY MOTH	151
MEDITERRANEAN FRUIT FLY	33
JAPANESE BEETLE	25
ORIENTAL FRUIT FLY	11
MELON FRUIT FLY	11
LIGHT BROWN APPLE MOTH	33
GLASSY-WINGED SHARPSHOOTER	90

CERTIFIED FARMERS MARKETS

NUMBER OF MARKETS	NUMBER OF VENDERS
3	25

ORGANIC FARMING STATISTICS

TYPE OF FARM	NUMBER OF FARMS
VEGETABLES	4
WINE GRAPES	4

2008 Amador County



Agricultural Crop & Livestock Report

Cover photo is of a 1930 Chevrolet one-ton truck located at Cooper Vineyards. Photo courtesy of Richard Meline.



May 19, 2009

A.G. Kawamura, Secretary
California Department of Food and Agriculture
And
The Honorable Board of Supervisors
County of Amador

In accordance with Section 2279 and 2272 of the California Food and Agricultural Code, I am pleased to present the 2008 Crop and Livestock Report of Agricultural Production and Report of Sustainable Agriculture in Amador County.

The total gross valuation for all agricultural commodities produced in 2008 was \$31,953,169. This represents a decrease of 3.39% from the 2007 gross production values. This overall decrease was due to an decrease in timber and livestock production.

These production values only partially reflect the overall measure of the economic impact agriculture has on the local economy. Processing, transporting, marketing and other farm-related services significantly multiply the value agriculture has to Amador County.

It must be emphasized that this report deals with gross values of production only and does not attempt to reflect net farm income.

I would like to thank all the individuals, producers, processors, government agencies and others whose cooperation and assistance contributed in preparing this report. My sincerest thanks and appreciation must also be extended to the Amador County Department of Agriculture staff for their efforts in compiling and finalizing this report.

Respectfully submitted,

A handwritten signature in black ink, appearing to read "Michael E. Boitano", is written over a horizontal line.

Michael E. Boitano
Agricultural Commissioner/Sealer

AMADOR COUNTY

BOARD OF SUPERVISORS

THEODORE F. NOVELLI, CHAIRMAN	DISTRICT III
JOHN PLASSE	DISTRICT I
RICHARD M. FORSTER	DISTRICT II
LOUIS D. BOITANO	DISTRICT IV
BRIAN ONETO	DISTRICT V

DEPARTMENT OF AGRICULTURE

**AGRICULTURAL COMMISSIONER
SEALER OF WEIGHTS AND MEASURES**
MICHAEL E. BOITANO

**DEPUTY AGRICULTURAL COMMISSIONER
DEPUTY SEALER OF WEIGHTS AND MEASURES**
PATRICIA M. LESKY

AGRICULTURAL AND STANDARDS INSPECTORS
BARRY P. CLARK
CARRIE R. BASSETT

AGRICULTURAL TECHNICIANS
RICHARD A. MELINE
MARTY L. SCHAFER

MOSQUITO VECTOR CONTROL TECHNICIAN
MATTHEW D. BLANKENSHIP

ADMINISTRATIVE SECRETARY
CAROLYN M. SCALABRINO

FRUIT AND NUT CROPS

	YEAR	HARVESTED ACRES	PROD. / ACRE	TOTAL UNITS	PRICE / UNIT	TOTAL VALUE
*WINE GRAPES	2008	3754	3.2	12013	\$1,239	\$14,883,859
	2007	3697	3.4	12570	\$1,057	\$13,286,279
WALNUTS	2008	327	0.50	164	\$1,175	\$192,113
	2007	348	0.41	143	\$1,441	\$205,602
~**MISC	2008	9.75				\$14,300
	2007	22.75				\$698,187
TOTALS	2008					\$15,090,272
	2007					\$14,190,067

* Weighted Average Determination

** Olive Oil

~2008 does not include Tomatos & Cucumbers

FIELD CROPS

	YEAR	HARVESTED ACRES	PROD. / ACRE	TOTAL UNITS	PRICE/ UNIT	TOTAL VALUE
HAY, ALFALFA	2008	289	6.7	1936	\$200	\$387,260
	2007	379	6.7	2539	\$145	\$368,199
*HAY, GRAIN	2008	1545				\$333,995
	2007	338				\$349,385
**HAY, OTHER	2008	331				\$166,278
	2007	176				\$41,492
PASTURE IRRIGATED	2008	1545			\$110	\$169,950
	2007	1545			\$110	\$169,950
PASTURE & RANGE	2008	156801			\$16	\$2,508,816
	2007	156801			\$16	\$2,508,816
***MISC. CROPS	2008	382				\$389,772
	2007	182				\$140,673
TOTALS	2008					\$3,956,071
	2007					\$3,578,515

* Wheat, Oats

**Dry Land Hay, Vetch

*** Sudan Grass, Corn For Fodder

LIVESTOCK AND POULTRY

	YEAR	NUMBER OF HEAD	WEIGHT (CWT)	PRICE/ UNIT	TOTAL VALUE
CATTLE & CALVES	2008	13000	84500	\$93	\$7,850,050
	2007	15000	97500	\$94	\$9,135,750
HOGS & PIGS	2008	275	660	\$49	\$32,010
	2007	275	660	\$49	\$32,208
SHEEP & LAMBS	2008	1500	1800	\$24	\$43,740
	2007	1500	1800	\$91	\$162,900
MEAT GOATS (Breeding)	2008	225	675	\$325	\$73,125
	2007	275	825	\$400	\$110,000
MEAT GOATS	2008	850	850	\$150	\$127,500
	2007	1200	1200	\$165	\$198,000
*MISC.	2008				\$504,900
	2007				\$635,250
TOTALS	2008				\$8,631,325
	2007				\$10,274,108

* Milk Goats, Rabbits, Game Birds, Fish, Poultry

LIVESTOCK AND POULTRY PRODUCTS	YEAR	TOTAL VALUE
WOOL, MOHAIR	2008	\$33,890
AND APIARY PRODUCTS	2007	\$19,105

MISCELLANEOUS

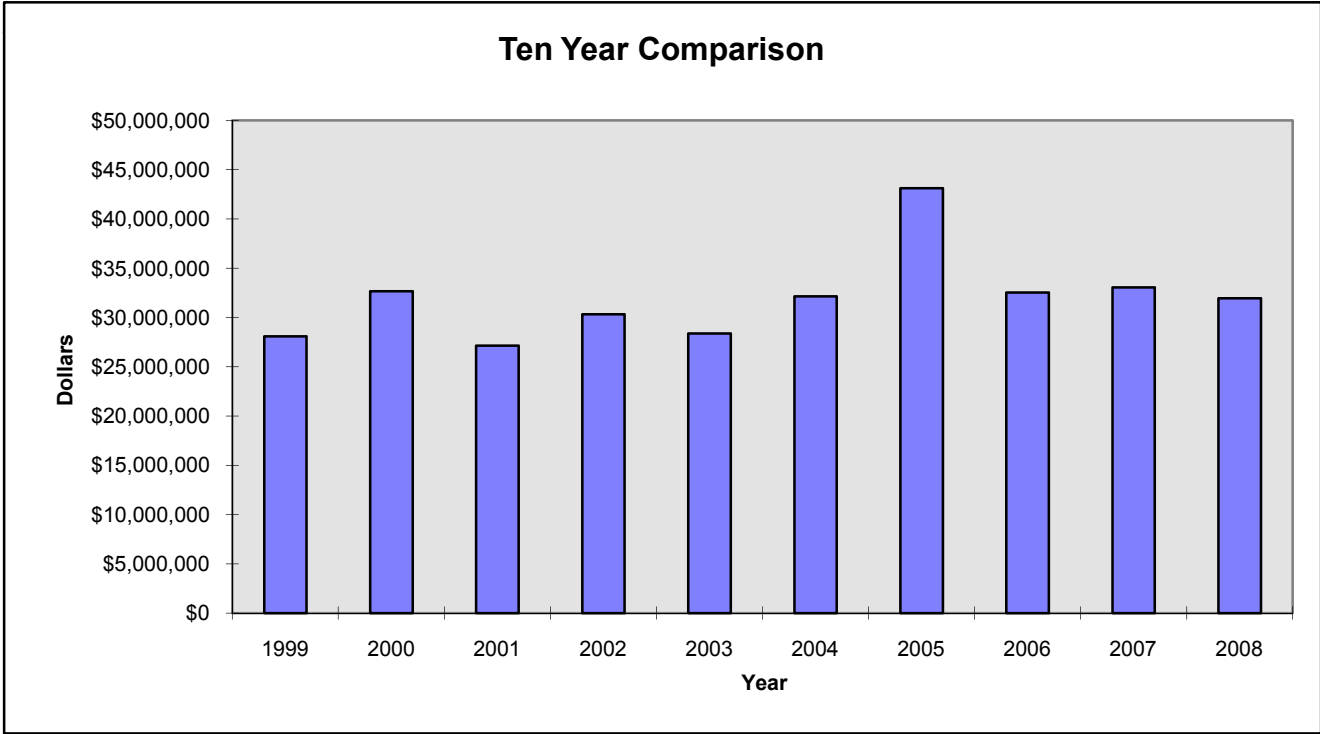
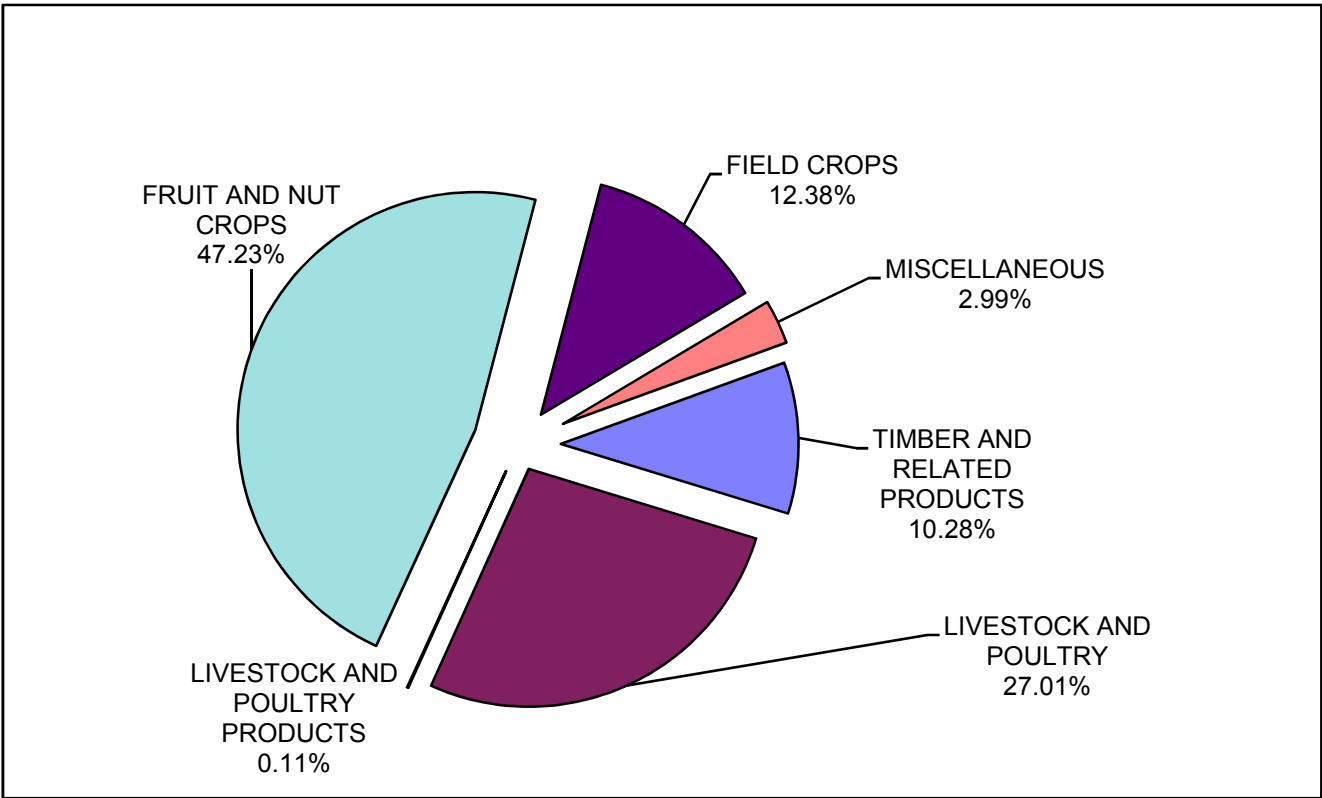
	YEAR	TOTAL VALUE
^*FRESH VEGETABLES	2008	\$764,110
	2007	\$178,800
NURSERY STOCK	2008	\$192,500
	2007	\$192,500
TOTALS	2008	\$956,610
	2007	\$371,300

* Farmers Market, Melons, Pumpkins, Cucumbers, Tomatoes

^ Cucumbers and Tomatoes are now reported under Fresh Vegetables

TIMBER AND RELATED PRODUCTS

YEAR	HARVESTED BOARD FEET	TOTAL VALUE
2008	24,626 MBF	\$3,285,001
2007	18,297 MBF	\$4,642,074



RECAPITULATION		
	2007	2008
TIMBER AND RELATED PRODUCTS	\$4,642,074	\$3,285,001
LIVESTOCK AND POULTRY	\$10,274,108	\$8,631,325
FRUIT AND NUT CROPS	\$14,190,067	\$15,090,272
FIELD CROPS	\$3,578,515	\$3,956,071
MISCELLANEOUS	\$371,300	\$956,610
LIVESTOCK AND POULTRY PRODUCTS	\$19,105	\$33,890
GRAND TOTAL	\$33,075,168	\$31,953,169

STATISTICS		
TOTAL LAND AREA	363500	acres
WILLIAMSON ACT LAND	93949	acres
EL DORADO NATIONAL FOREST	78079	acres
BLM LAND	9191	acres
TIMBER PRESERVE LAND	27485	acres
PASTURE AND RANGELAND	156801	acres
LAND IN FARMS	218000	acres
FARMS IN COUNTY	376	

TOTAL FOR THE PAST TEN YEARS				
1999	\$28,087,630	2004	\$32,144,132	
2000	\$32,673,726	2005	\$43,127,023	
2001	\$27,168,458	2006	\$32,557,563	
2002	\$30,348,836	2007	\$33,075,168	
2003	\$28,391,406	2008	\$31,953,169	

SUSTAINABLE AGRICULTURAL REPORT

BIOLOGICAL CONTROL PROGRAMS

PEST	AGENT/MECHANISM	PROGRAM
KLAMATH WEED	KLAMATH WEED BEETLE	COUNTY WIDE
ITALIAN THISTLE	SEEDHEAD WEEVIL	COUNTY WIDE
PUNCTURE VINE	STEM & SEED WEEVIL	COUNTY WIDE
ASH WHITE FLY	ENCARSIA WASP	COUNTY WIDE
YELLOW STARHISTLE	BANGASTERNUS ORIENTALIS	COUNTY WIDE
YELLOW STARHISTLE	EUSTENOPUS VILLOSUS	COUNTY WIDE
YELLOW STARHISTLE	LARINUS CURTUS WEEVIL	COUNTY WIDE
YELLOW STARHISTLE	YELLOW STARHISTLE GALL FLY	COUNTY WIDE

PEST PREVENTION ACTIVITIES

PEST ERADICATION

SKELETON WEED	CHEMICAL	201 SITES
RUSSIAN KNAPWEED	HAND PULLED	9 SITES
SPOTTED KNAPWEED	HAND PULLED	2 SITES
PERENNIAL PEPPERWEED	CHEMICAL / HAND PULLED	9 SITES
OBLONG SPURGE	CHEMICAL	221 SITES

PEST EXCLUSION

TYPE	SHIPMENTS INSPECTED	REJECTIONS
TRUCKS	28	0
GYPSY MOTH	2	0
GLASSY-WINGED SHARPSHOOTER	114	0

PEST DETECTION

INSECT TRAPPING PROGRAM

TYPE OF TRAP	NUMBER OF TRAPS
GYPSY MOTH	151
MEDITERRANEAN FRUIT FLY	33
JAPANESE BEETLE	25
ORIENTAL FRUIT FLY	11
MELON FRUIT FLY	11
LIGHT BROWN APPLE MOTH	33
GLASSY-WINGED SHARPSHOOTER	90

CERTIFIED FARMERS MARKETS

NUMBER OF MARKETS	NUMBER OF VENDERS
5	18

ORGANIC FARMING STATISTICS

TYPE OF FARM	NUMBER OF FARMS
VEGETABLES	5
WINE GRAPES	3

2009 Amador County



Agricultural Crop & Livestock Report



June 16, 2010

A.G. Kawamura, Secretary
California Department of Food and Agriculture
And
The Honorable Board of Supervisors
County of Amador

In accordance with Section 2279 and 2272 of the California Food and Agricultural Code, I am pleased to present the 2009 Crop and Livestock Report of Agricultural Production and Report of Sustainable Agriculture in Amador County.

The total gross valuation for all agricultural commodities produced in 2009 was \$22,755,641. This represents a decrease of 28.78% from the 2008 gross production values. With all categories having a loss, the primary decrease was in timber with a reduction of 86%.

These production values only partially reflect the overall measure of the economic impact agriculture has on the local economy. Processing, transporting, marketing and other farm-related services significantly multiply the value agriculture has to Amador County.

It must be emphasized that this report deals with gross values of production only and does not attempt to reflect net farm income.

I would like to thank all the individuals, producers, processors, government agencies and others whose cooperation and assistance contributed in preparing this report. My sincerest thanks and appreciation must also be extended to the Amador County Department of Agriculture staff for their efforts in compiling and finalizing this report.

Respectfully submitted,

A handwritten signature in black ink, appearing to read "Michael E. Boitano", written over a horizontal line.

Michael E. Boitano
Agricultural Commissioner/Sealer

AMADOR COUNTY

BOARD OF SUPERVISORS

BRIAN ONETO, CHAIRMAN	DISTRICT V
JOHN PLASSE	DISTRICT I
RICHARD M. FORSTER	DISTRICT II
THEODORE F. NOVELLI	DISTRICT III
LOUIS D. BOITANO	DISTRICT IV

DEPARTMENT OF AGRICULTURE

**AGRICULTURAL COMMISSIONER
SEALER OF WEIGHTS AND MEASURES**
MICHAEL E. BOITANO

**DEPUTY AGRICULTURAL COMMISSIONER
DEPUTY SEALER OF WEIGHTS AND MEASURES**
PATRICIA M. LESKY

AGRICULTURAL AND STANDARDS INSPECTORS
BARRY P. CLARK
CARRIE R. BASSETT

AGRICULTURAL TECHNICIANS
RICHARD A. MELINE

ADMINISTRATIVE SECRETARY
CAROLYN M. SCALABRINO

FRUIT AND NUT CROPS

	YEAR	HARVESTED ACRES	PROD. / ACRE	TOTAL UNITS	PRICE / UNIT	TOTAL VALUE
*WINE GRAPES	2009	3410	3.2	10912	\$1,046	\$11,413,952
	2008	3754	3.2	12013	\$1,239	\$14,883,859
WALNUTS	2009	294	0.35	103	\$1,460	\$150,183
	2008	327	0.50	164	\$1,175	\$192,113
**MISC	2009	10.75				\$18,098
	2008	9.75				\$14,300
TOTALS	2009					\$11,582,232
	2008					\$15,090,272

* Weighted Average Determination - 10% acre reduction due to non-harvested fruit

** Olive Oil

FIELD CROPS

	YEAR	HARVESTED ACRES	PROD. / ACRE	TOTAL UNITS	PRICE/ UNIT	TOTAL VALUE
HAY, ALFALFA	2009	454	6.21	2819	\$120	\$338,321
	2008	289	6.7	1936	\$200	\$387,260
*HAY, GRAIN	2009	969				\$209,421
	2008	883				\$333,995
**HAY, OTHER	2009	517				\$97,080
	2008	331				\$166,278
PASTURE IRRIGATED	2009	1700			\$50	\$85,000
	2008	1545			\$110	\$169,950
PASTURE & RANGE	2009	156801			\$16	\$2,508,816
	2008	156801			\$16	\$2,508,816
***MISC. CROPS	2009	328				\$234,050
	2008	382				\$389,772
TOTALS	2009					\$3,472,688
	2008					\$3,956,071

* Wheat, Oats ---Correction in Acreage for 2008

**Dry Land Hay, Ryegrass For/FOD, Vetch

*** Sudan Grass, Corn For Fodder

LIVESTOCK AND POULTRY

	YEAR	NUMBER OF HEAD	WEIGHT (CWT)	PRICE/ UNIT	TOTAL VALUE
CATTLE & CALVES	2009	13000	84500	\$65	\$5,475,600
	2008	13000	84500	\$93	\$7,850,050
HOGS & PIGS	2009	200	480	\$42	\$20,304
	2008	275	660	\$49	\$32,010
SHEEP & LAMBS	2009	1500	1800	\$60	\$107,820
	2008	1500	1800	\$24	\$43,740
MEAT GOATS (Breeding)	2009	200	600	\$325	\$65,000
	2008	225	675	\$325	\$73,125
MEAT GOATS	2009	900	900	\$150	\$135,000
	2008	850	850	\$150	\$127,500
*MISC.	2009				\$320,674
	2008				\$504,900
TOTALS	2009				\$6,124,398
	2008				\$8,631,325

* Milk Goats, Rabbits, Game Birds, Fish, Poultry

LIVESTOCK AND POULTRY PRODUCTS	YEAR	TOTAL VALUE
WOOL, MOHAIR	2009	\$34,440
AND APIARY PRODUCTS	2008	\$33,890

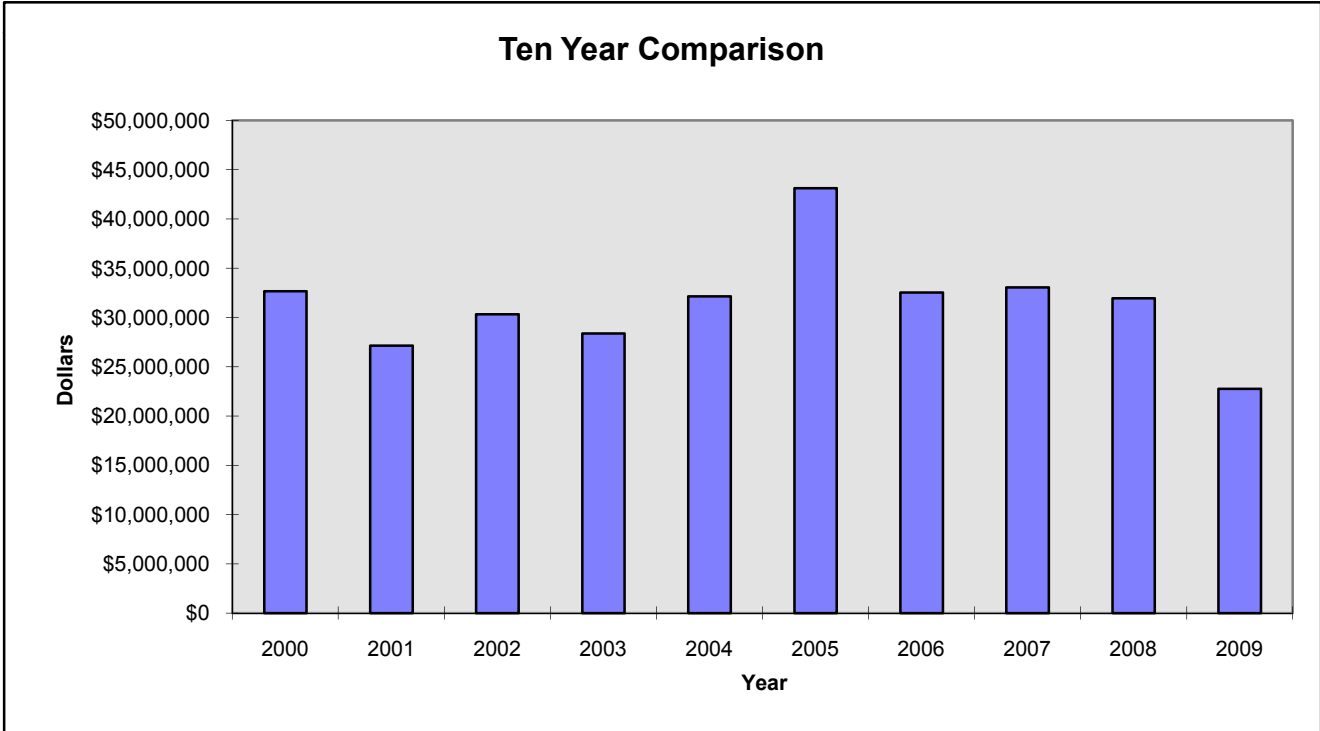
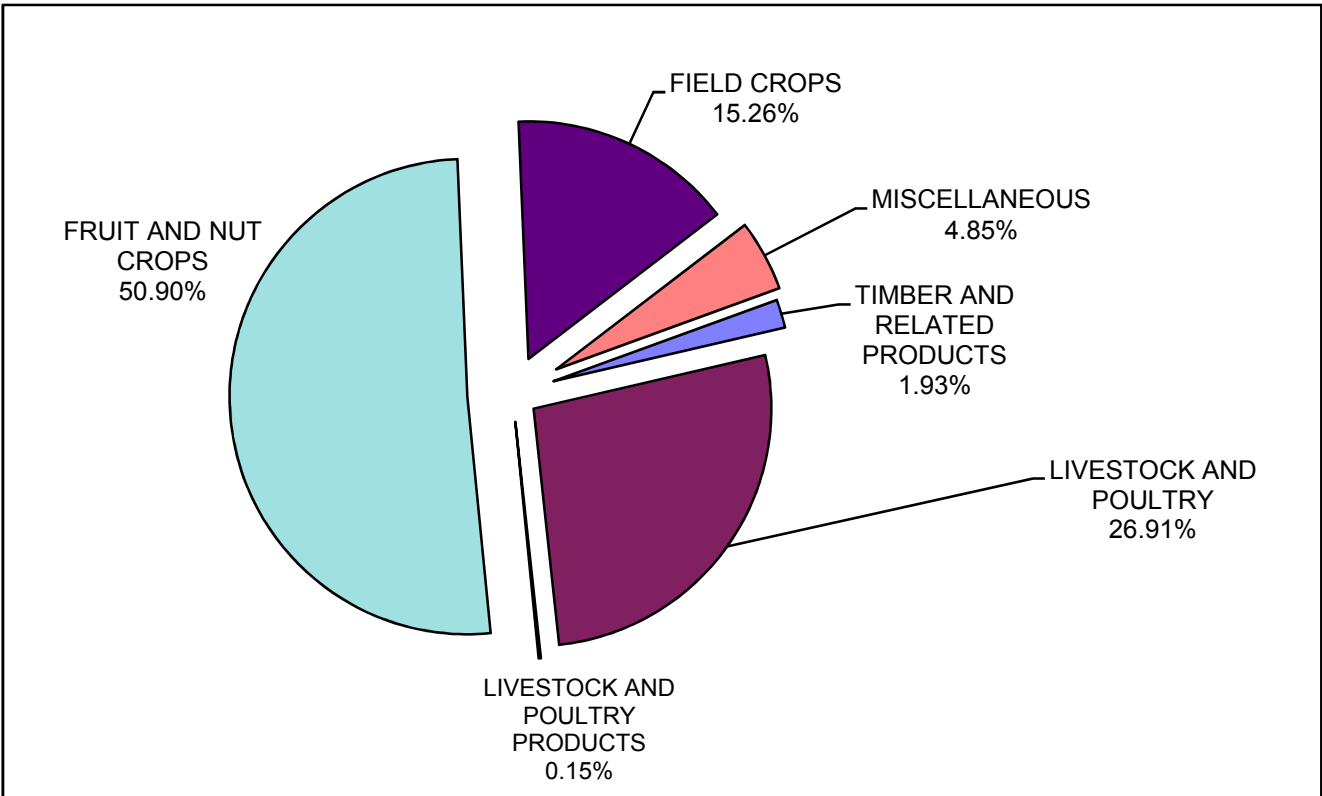
MISCELLANEOUS

	YEAR	TOTAL VALUE
*FRESH VEGETABLES	2009	\$833,514
	2008	\$764,110
NURSERY STOCK	2009	\$269,448
	2008	\$192,500
TOTALS	2009	\$1,102,962
	2008	\$956,610

* Farmers Market, Melons, Pumpkins, Cucumbers, Tomatoes

TIMBER AND RELATED PRODUCTS

YEAR	HARVESTED BOARD FEET	TOTAL VALUE
2009	5,927 MBF	\$438,921
2008	24,626 MBF	\$3,285,001



RECAPITULATION		
	2008	2009
TIMBER AND RELATED PRODUCTS	\$3,285,001	\$438,921
LIVESTOCK AND POULTRY	\$8,631,325	\$6,124,398
FRUIT AND NUT CROPS	\$15,090,272	\$11,582,232
FIELD CROPS	\$3,956,071	\$3,472,688
MISCELLANEOUS	\$956,610	\$1,102,962
LIVESTOCK AND POULTRY PRODUCTS	\$33,890	\$34,440
GRAND TOTAL	\$31,953,169	\$22,755,641

STATISTICS		
TOTAL LAND AREA	363500	acres
WILLIAMSON ACT LAND	93949	acres
EL DORADO NATIONAL FOREST	78079	acres
BLM LAND	9191	acres
TIMBER PRESERVE LAND	27485	acres
PASTURE AND RANGELAND	156801	acres
LAND IN FARMS	218000	acres
FARMS IN COUNTY	376	

TOTAL FOR THE PAST TEN YEARS				
2000	\$32,673,726	2005	\$43,127,023	
2001	\$27,168,458	2006	\$32,557,563	
2002	\$30,348,836	2007	\$33,075,168	
2003	\$28,391,406	2008	\$31,953,169	
2004	\$32,144,132	2009	\$22,755,641	

SUSTAINABLE AGRICULTURAL REPORT

BIOLOGICAL CONTROL PROGRAMS

PEST	AGENT/MECHANISM	PROGRAM
KLAMATH WEED	KLAMATH WEED BEETLE	COUNTY WIDE
ITALIAN THISTLE	SEEDHEAD WEEVIL	COUNTY WIDE
PUNCTURE VINE	STEM & SEED WEEVIL	COUNTY WIDE
ASH WHITE FLY	ENCARSIA WASP	COUNTY WIDE
YELLOW STARHISTLE	BANGASTERNUS ORIENTALIS	COUNTY WIDE
YELLOW STARHISTLE	EUSTENOPUS VILLOSUS	COUNTY WIDE
YELLOW STARHISTLE	LARINUS CURTUS WEEVIL	COUNTY WIDE
YELLOW STARHISTLE	YELLOW STARHISTLE GALL FLY	COUNTY WIDE

PEST PREVENTION ACTIVITIES

PEST ERADICATION

PEST	METHOD	SITES
RUSSIAN KNAPWEED	HAND PULLED	9 SITES
SPOTTED KNAPWEED	HAND PULLED	2 SITES
PERENNIAL PEPPERWEED	CHEMICAL / HAND PULLED	9 SITES
OBLONG SPURGE	CHEMICAL	2 SITES

PEST EXCLUSION

TYPE	SHIPMENTS INSPECTED	REJECTIONS
TRUCKS	33	0
GYPSY MOTH	3	0
GLASSY-WINGED SHARPSHOOTER	146	0

PEST DETECTION

INSECT TRAPPING PROGRAM

TYPE OF TRAP	NUMBER OF TRAPS
GYPSY MOTH	150
MEDITERRANEAN FRUIT FLY	33
JAPANESE BEETLE	25
ORIENTAL FRUIT FLY	11
MELON FRUIT FLY	11
LIGHT BROWN APPLE MOTH	33
GLASSY-WINGED SHARPSHOOTER	90

CERTIFIED FARMERS MARKETS

NUMBER OF MARKETS	NUMBER OF VENDERS
4	30

ORGANIC FARMING STATISTICS

TYPE OF FARM	NUMBER OF FARMS
VEGETABLES	5
WINE GRAPES	3