



AgEcon SEARCH
RESEARCH IN AGRICULTURAL & APPLIED ECONOMICS

The World's Largest Open Access Agricultural & Applied Economics Digital Library

This document is discoverable and free to researchers across the globe due to the work of AgEcon Search.

Help ensure our sustainability.

Give to AgEcon Search

AgEcon Search
<http://ageconsearch.umn.edu>
aesearch@umn.edu

*Papers downloaded from **AgEcon Search** may be used for non-commercial purposes and personal study only. No other use, including posting to another Internet site, is permitted without permission from the copyright owner (not AgEcon Search), or as allowed under the provisions of Fair Use, U.S. Copyright Act, Title 17 U.S.C.*

California Department of Food and Agriculture

Agricultural Commissioners' Crop Reports

Amador County

1982-1989

California County Agricultural Commissioners' Reports from the California Department of Food and Agriculture. This collection consists of annual crop and livestock data from each of the 58 California Counties. The collection covers 1915-1981; digitization of the rest of the collection is forthcoming.

This digitization project was funded by the Giannini Foundation of Agricultural Economics,
<http://giannini.ucop.edu/> .

The work was completed by the staff of the Giannini Foundation Library, University of California, Berkeley, <http://are.berkeley.edu/library/> . **Please contact the Library to consult the originals.**

DAVID A. THOMPSON, JR.

AGRICULTURAL COMMISSIONER

DIRECTOR OF WEIGHTS AND MEASURES

LAMADOR COUNTY, Calif. Agric. Commissioner,)

108 COURT STREET

JACKSON, CALIFORNIA 95642

CALIF. - AGRIC. - STATS. (PD)

GIANNINI FOUNDATION OF
AGRICULTURAL ECONOMICS
LIBRARY

APR 25 1983

Agricultural Crop Report 1982



Ag Economics Library
248 Giannini Hall
University of California
Berkeley, CA 94720



OFFICE OF THE

AGRICULTURAL COMMISSIONER — DIRECTOR OF WEIGHTS & MEASURES

LOCATION: 12380 AIRPORT ROAD, MARTELL, CALIF. • PHONE (209) 223-3230, Ext. 481

MAIL: 108 COURT STREET • JACKSON, CA 95642



Clare Berryhill, Director
Department of Food and Agriculture

and

The Honorable Board of Supervisors of Amador County

Willard W. Summers, Chairman, Fourth District
John C. Begovich, First District
Myron D. Questo, Second District
Timothy R. Davenport, Third District
Kenneth H. Deaver, Fifth District

Gentlemen:

In accordance with Section 2279 of the California Food and Agriculture Code, I am pleased to present this 1982 Crop and Livestock Report of Agricultural Production in Amador County.

Amador County's total gross farm crop value for 1982 is estimated to have been \$9,149,100 with timber bringing in an additional \$3,378,000 for a total value of \$12,527,100.

The values in this report are gross values and in no way reflect net gain to the producer. Operational and production costs again increased limiting net income.

Fall rains affected several crops, particularly wine grapes and field corn. The rains delayed harvest of many varieties of wine grapes, lowered expected yield, and in some cases quality. Several hundred acres of field corn still remained in the field as of January 1, 1983.

This report reflects a change in reporting fruit and nut crops. I have separated black and white wine grapes and included non-bearing acreage of all fruit and nut crops.

This report also includes Amador County's timber harvest for the first time. The timber harvest figures dramatically show the impact of the economy on this industry.

I wish to express my appreciation to the many persons and agencies contributing information for the preparation of this report.

Respectfully submitted,

David A. Thompson, Jr.
Agricultural Commissioner

FIELD CROPS . . .		Acreage	Production Per		Unit	Value Per	
			Acre	Total		Unit	Total
Hay, Alfalfa	1982	443	5.50	2,436	ton	\$ 94.00	\$ 229,000
	1981	325	5.15	1,674	ton	90.50	151,500
Grain, Hay	1982	1,112	2.50	2,780	ton	60.00	166,800
	1981	1,032	2.07	2,136	ton	61.25	130,800
Hay, Other	1982	1,200	1.00	1,200	ton	40.00	48,000
	1981	1,200	1.00	1,200	ton	40.00	48,000
Pasture, Irrigated	1982	1,450			acre	100.00	145,000
	1981	1,560			acre	95.00	148,200
Pasture, Dry Seeded	1982	2,200			acre	30.00	66,000
	1981	2,200			acre	30.00	66,000
Range and Pasture	1982	194,000			acre	5.50	1,067,000
	1981	194,000			acre	5.50	1,067,000
Barley	1982	400	1.66	664	ton	102.00	67,700
	1981	220	1.50	536	ton	132.00	84,000
Corn	1982	400	3.58	1,434	ton	101.00	144,800
	1981	525	3.70	1,942	ton	121.00	235,000
Wheat	1982	1,400	1.80	2,520	ton	122.00	307,400
	1981	1,218	2.10	2,558	ton	135.00	345,300
Miscellaneous Crops (1)	1982	622					533,800
	1981	679					636,700
TOTAL	1982						\$2,775,500
	1981						2,912,500

(1) Sugar beets, milo and safflower

FRUIT AND NUT CROPS . . .		Bearing Acres	Non- Bearing Acres	Production Per		Ton	Total
				Acre	Tons		
Grapes, All Wine*	1982	1,154	489	3.45	3,988	441.00	\$1,758,600
	1981	966	635	3.18	3,072	487.00	1,496,000
Black Wine	1982	1,080	191	3.43	3,704	430.00	1,592,700
	1981	930	318	3.18	2,957	481.00	1,422,500
White Wine	1982	74	298	3.84	284	584.00	165,900
	1981	36	317	2.90	104	614.00	64,100
Prunes	1982	60	2	1.30	78	700.00	54,600
	1981	55	7	1.80	99	775.00	76,725
Nuts	1982	643	28	.60	386	1,084.00	418,400
	1981	633	33	.53	335	1,090.00	365,200
Miscellaneous**	1982	30					67,000
	1981	30					62,000
TOTAL	1982	1,887	519				\$2,298,600
	1981	1,684	675				1,990,525

* Revised

** Apples, olives, kiwis, and other nut crops

MISCELLANEOUS PRODUCTION AND VALUE . . .

Vegetables, Fresh and Processing	1982	122 acres		\$ 167,100
	1981	33 acres		32,500
Christmas Trees	1982			20,000
	1981			22,000
TOTAL	1982			\$ 187,100
	1981			54,500

LIVESTOCK AND POULTRY . . .

LIVESTOCK AND POULTRY . . .		No.	Weight	Value Per	
				Unit	Total
Cattle and Calves	1982	7,100	56,800 cwt.	\$ 61.30	\$3,481,800
	1981	6,050	64,400 cwt.	58.00	3,735,200
Horses	1982	300		410.00	123,000
	1981	295		280.00	82,600
Hogs and Pigs	1982	650	920 cwt.	56.00	59,800
	1981	600	840 cwt.	48.00	40,300
Sheep and Lambs	1982	1,750	1,800 cwt.	55.80	100,400
	1981	1,775	1,775 cwt.	56.30	99,900
Goats (Angora)	1982	850		40.00	34,000
	1981	850		40.00	34,000
Miscellaneous (1)	1982				142,000
	1981				91,500
TOTAL	1982				\$3,770,900
	1981				4,083,500

(1) Includes milk cows, milk goats, poultry, rabbits, game birds, fish, and fur-bearing animals.

LIVESTOCK AND POULTRY PRODUCTS . . .

Wool, Mohair, Eggs,	1982	\$ 117,000
and Apiary Products	1981	122,000

TIMBER . . .

	Harvested Board Feet	Total
1982	29,599,000	\$3,378,000
1981	39,754,000	5,799,000

JANUARY 1, INVENTORIES OF LIVESTOCK AND POULTRY*

	January 1, 1982	January 1, 1983
Cattle and Calves (all)	16,000	16,000
Sheep and Lambs	1,700	1,800
Hogs and Pigs	100	100
Horses	2,000	2,000

* Figures from California Crop and Livestock Reporting Service

RECAPITULATION

	1981	1982
Field Crops	\$2,912,500	\$2,775,500
Fruit and Nut Crops	1,999,000	2,298,600
Livestock and Poultry	4,083,500	3,770,900
Livestock and Poultry Products	122,000	117,000
Miscellaneous	54,500	187,100
SUB TOTAL	9,171,500	9,149,100
Timber	5,799,000	3,378,000
GRAND TOTAL	\$14,970,500	\$12,527,100

TOTAL FOR PAST TEN YEARS (less Timber)

1972	\$5,116,400	1976	\$6,002,200	1980	\$8,137,220
1973	7,023,100	1977	5,805,600	1981	9,171,500
1974	5,187,800	1978	6,941,800	1982	9,149,100
1975	5,532,200	1979	8,150,300		

LIF. - AGRIC. - STATS.

DAVID A. THOMPSON, JR.
AGRICULTURAL COMMISSIONER
DIRECTOR OF WEIGHTS AND MEASURES

LAMADOR COUNTY, Calif.
108 COURT STREET

JACKSON, CALIFORNIA 95642

GIANNINI FOUNDATION OF
AGRICULTURAL ECONOMICS
LIBRARY

APR 30 1984

AGRICULTURAL CROP REPORT

1983

Ag Economics Library
248 Giannini Hall
University of California
Berkeley, CA 94720



APR 26 1984

3 20

OFFICE OF THE
AGRICULTURAL COMMISSIONER — DIRECTOR OF WEIGHTS & MEASURES

LOCATION: 12380 AIRPORT ROAD, MARTELL, CALIF. • PHONE (209) 223-3230, Ext. 481
MAIL: 108 COURT STREET • JACKSON, CA 95642



Clare Berryhill, Director
Department of Food and Agriculture

and

The Honorable Board of Supervisors of Amador County

Kenneth H. Deaver, Chairman, Fifth District
John C. Begovich, First District
Edward T. Bamert, Second District
Timothy R. Davenport, Third District
Willard W. Summers, Fourth District

Gentlemen:

In accordance with Section 2279 of the California Food and Agriculture Code, I am pleased to present this 1983 Crop and Livestock Report of Agricultural Production in Amador County.

Amador County's total gross farm crop value for 1983 is estimated to have been \$9,772,500 with timber bringing in an additional \$3,920,000 for a total value of \$13,692,000.

Crop values in this report are gross receipts to the growers and should not be confused with net income. For the past several years the production costs have continued to increase while the price received for agricultural commodities have remained about the same or decreased.

My sincere appreciation is expressed to the many individuals, firms, and State agencies that contributed invaluable information necessary in the compiling of this report.

Respectfully submitted,

David A. Thompson, Jr.
David A. Thompson, Jr.
Agricultural Commissioner

FIELD CROPS . . .		Production Per					
		Acreage	Acre	Total	Unit	Unit	Total
Hay, Alfalfa	1983	280	4.90	1,372	ton	\$110.00	\$ 150,900
	1982	443	5.50	2,436	ton	94.00	229,000
Grain, Hay	1983	1,320	1.90	2,508	ton	62.00	155,500
	1982	1,112	2.50	2,780	ton	60.00	166,800
Hay, Other	1983	1,200	1.00	1,200	ton	45.00	54,000
	1982	1,200	1.00	1,200	ton	40.00	48,000
Pasture, Irrigated	1983	1,290			acre	100.00	129,000
	1982	1,450			acre	100.00	145,000
Pasture, Dry Seeded	1983	2,200			acre	30.00	66,000
	1982	2,200			acre	30.00	66,000
Range and Pasture	1983	194,000			acre	5.50	1,067,000
	1982	194,000			acre	5.50	1,067,000
Barley	1983	350	1.31	459	ton	125.00	57,300
	1982	400	1.66	664	ton	102.00	67,700
Corn	1983	921	3.50	3,224	ton	140.00	451,400
	1982	400	3.58	1,434	ton	101.00	144,800
Wheat	1983	810	2.00	1,620	ton	138.00	223,600
	1982	1,400	1.80	2,520	ton	122.00	307,400
Miscellaneous Crops (1)	1983	742					647,000
	1982	622					533,800
TOTAL	1983						\$3,001,700
	1982						2,775,500

(1) Sugar beets, milo and safflower

FRUIT AND NUT CROPS . . .		Bearing Acres	Non-Bearing Acres	Production Per		Value Per	
				Acre	Tons	Ton	Total
Grapes, Black Wine	1983	1,136	88	3.13	3,556	387.00	\$1,376,200
	1982	1,080	191	3.43	3,704	430.00	1,592,700
Grapes, White Wine	1983	229	181	2.95	676	446.00	301,300
	1982	74	298	3.84	284	584.00	165,900
Grapes, All Wine	1983	1,365	269	3.10	4,232	396.00	1,677,500
	1982	1,154	489	3.45	3,988	441.00	1,758,600
Prunes	1983	60	2	.90	54	679.00	36,700
	1982	60	2	1.30	78	700.00	54,600
Walnuts	1983	652	20	.56	365	702.00	256,300
	1982	643	28	.60	386	1,084.00	418,400
Miscellaneous*	1983	53					140,000
	1982	30					67,000
TOTAL	1983	2,130	291				\$2,110,500
	1982	1,887	519				2,298,600

* Apples, olives, kiwis, and other nut crops

MISCELLANEOUS PRODUCTION AND VALUE . . .

Vegetables, Fresh and Processing	1983	102 acres				\$ 127,500
	1982	122 acres				167,100
Christmas Trees	1983					23,000

LIVESTOCK AND POULTRY . . .

LIVESTOCK AND POULTRY . . .		No.	Weight	Value Per	
				Unit	Total
Cattle and Calves	1983	8,500	68,000 cwt.	\$ 59.80	\$4,066,400
	1982	7,100	56,800 cwt.	61.30	3,481,800
Hogs and Pigs	1983	650	975 cwt.	51.50	50,200
	1982	650	920 cwt.	56.00	59,800
Sheep and Lambs	1983	1,900	2,090 cwt.	56.40	117,900
	1982	1,750	1,800 cwt.	55.80	100,400
Goats (Angora)	1983	800		40.00	34,000
	1982	850		40.00	34,000
Miscellaneous	1983				129,300
	1982				142,000
TOTAL	1983				\$4,397,800
	1982				3,818,000

(1) Includes milk cows, milk goats, poultry, rabbits, game birds, fish, and fur-bearing animals.

LIVESTOCK AND POULTRY PRODUCTS . . .

Wool, Mohair, Eggs,	1983	\$ 112,000
and Apiary Products	1982	117,000

TIMBER . . .

	Harvested Board Feet	Total
1983	32,750,000	\$3,920,000
1982	29,599,000	3,378,000

JANUARY 1 INVENTORIES OF LIVESTOCK AND POULTRY*

	January 1, 1983	January 1, 1984
Cattle and Calves (all)	16,000	19,000
Sheep and Lambs	1,800	1,800
Hogs and Pigs	100	100

* Figures from California Crop and Livestock Reporting Service

RECAPITULATION

	1982	1983
Field Crops	\$2,775,500	\$3,001,700
Fruit and Nut Crops	2,298,600	2,110,500
Livestock and Poultry	3,818,000	4,397,800
Livestock and Poultry Products	117,000	112,000
Miscellaneous	187,000	150,500
SUB TOTAL	9,196,100	\$9,772,500
Timber	3,378,000	3,920,000
GRAND TOTAL	\$12,574,100	\$13,692,500

TOTAL FOR PAST TEN YEARS (less Timber)

1973	\$7,023,100	1977	\$5,805,600	1981	\$9,171,500
1974	5,187,800	1978	6,941,800	1982	9,196,100
1975	5,532,200	1979	8,150,300	1983	9,772,500
1976	6,002,200	1980	8,137,220		

DAVID A. THOMPSON, JR.
AGRICULTURAL COMMISSIONER
DIRECTOR OF WEIGHTS AND MEASURES

LAMADOR COUNTY
108 COURT STREET


JACKSON, CALIFORNIA 95642

CALIF. - AGRIC. - STATS. (PD)



GIANNINI FOUNDATION OF
AGRICULTURAL ECONOMICS
LIBRARY

APR 23 1985



Ag Economics Library
248 Giannini Hall
University of California
Berkeley, CA 94720

OFFICE OF THE
AGRICULTURAL COMMISSIONER — DIRECTOR OF WEIGHTS & MEASURES

LOCATION: 12380 AIRPORT ROAD, MARTELL, CALIF. • PHONE (209) 223-3230, Ext. 481
 MAIL: 108 COURT STREET • JACKSON, CA 95642



Clare Berryhill, Director
 Department of Food and Agriculture

and

The Honorable Board of Supervisors of Amador County

Timothy R. Davenport, Chairman, Third District
 John C. Begovich, First District
 Edward T. Bamert, Second District
 Steve Martin, Fourth District
 Kenneth H. Deaver, Fifth District

Gentlemen:

In accordance with Section 2279 of the California Food and Agriculture Code, I am pleased to present this 1984 Crop and Livestock Report of Agricultural Production in Amador County.

Amador County's total gross farm crop value for 1984 is estimated to have been \$9,539,818. The 1984 timber harvest figures were not available at time of publication.

Crop values in this report are gross receipts to the growers and should not be confused with net income. For the past several years the production costs have continued to increase while the price received for agricultural commodities have remained about the same or decreased.

My sincere appreciation is expressed to the many individuals, firms, and State agencies that contributed invaluable information necessary in the compiling of this report.

Respectfully submitted,

David A. Thompson, Jr.
 David A. Thompson, Jr.
 Agricultural Commissioner

FIELD CROPS . . .		Acreage	Production Per		Unit	Value Per	
			Acre	Total		Unit	Total
Hay, Alfalfa	1984	221	5.60	1,237	ton	\$ 80.00	\$ 99,000
	1983	280	4.90	1,372	ton	110.00	150,900
Grain, Hay	1984	1,110	2.50	2,775	ton	60.00	166,500
	1983	1,320	1.90	2,508	ton	62.00	155,500
Hay, Other	1984	1,500	1.00	1,500	ton	35.00	52,500
	1983	1,200	1.00	1,200	ton	45.00	54,000
Pasture, Irrigated	1984	1,300			acre	110.00	143,000
	1983	1,290			acre	100.00	129,000
Pasture, Dry Seeded	1984	2,200			acre	30.00	66,000
	1983	2,200			acre	30.00	66,000
Range and Pasture	1984	194,000			acre	5.50	1,067,000
	1983	194,000			acre	5.50	1,067,000
Barley	1984	190	1.30	247	ton	130.00	32,100
	1983	350	1.31	459	ton	125.00	57,300
Corn	1984	631	4.00	2,524	ton	147.00	371,000
	1983	921	3.50	3,224	ton	140.00	451,400
Wheat	1984	700	1.80	1,260	ton	136.00	171,400
	1983	810	2.00	1,620	ton	138.00	223,600
Miscellaneous Crops (1)	1984	501					301,000
	1983	742					647,000
TOTAL	1984						\$2,469,500
	1983						3,001,700

(1) Sugar beets, milo, kidney beans, and safflower

FRUIT AND NUT CROPS . . .		Bearing Acres	Non-Bearing Acres	Production Per		Ton	Total
				Acre	Tons		
Grapes, Black Wine	1984	1,180	27	3.05	3,594	398.00	\$1,430,400
	1983	1,136	88	3.13	3,556	387.00	1,376,200
Grapes, White Wine	1984	429	45	2.44	1,047	446.00	466,854
	1983	229	181	2.95	676	446.00	301,300
Grapes, All Wine	1984	1,609	72	2.88	4,641	409.00	1,897,300
	1983	1,365	269	3.10	4,232	396.00	1,677,500
Prunes	1984	62	0	2.52	156	695.00	108,420
	** 1983	60	2	2.33	140	679.00	95,060
Walnuts	1984	652	19	.58	375	798.00	299,300
	1983	652	20	.56	365	702.00	256,300
Miscellaneous*	1984	38					83,700
	1983	53					140,000
TOTAL	1984	2,361	91				\$2,388,720
	1983	2,130	291				2,168,860

** Revised

* Apples, olives, kiwis, and other nut crops

MISCELLANEOUS PRODUCTION AND VALUE . . .

Vegetables, Fresh and Processing	1984	62 acres		\$ 83,700
	1983	102 acres		127,500
Christmas Trees	1984			28,000
	1983			23,000
TOTAL	1984			\$ 111,700
	1983			150,500

LIVESTOCK AND POULTRY . . .

		No.	Weight	Value Per	
				Unit	Total
Cattle and Calves	1984	8,500	68,000 cwt	\$ 61.00	\$4,148,000
	1983	8,500	68,000 cwt	59.80	4,066,400
Hogs and Pigs	1984	500	750 cwt	49.70	37,300
	1983	650	975 cwt	51.50	50,200
Sheep and Lambs	1984	1,650	1,840 cwt	59.70	109,848
	1983	1,900	2,090 cwt	56.40	117,900
Goats (Angora)	1984	750		45.00	33,750
	1983	800		40.00	34,000
Miscellaneous	1984				131,000
	1983				129,300
TOTAL	1984				\$4,459,898
	1983				4,397,800

(1) Includes milk cows, milk goats, poultry, rabbits, game birds, fish, and fur-bearing animals.

LIVESTOCK AND POULTRY PRODUCTS . . .

Wool, Mohair, Eggs	1984	\$ 110,000
and Apiary Products	1983	112,000

TIMBER . . .

	Harvested Board Feet	Total
1984	figures unavailable	--
1983	32,750,000	\$3,920,000

JANUARY 1 INVENTORIES OF LIVESTOCK AND POULTRY*

	<u>January 1, 1984</u>	<u>January 1, 1985</u>
Cattle and Calves (all)	19,000	18,900
Sheep and Lambs	1,800	1,600
Hogs and Pigs	100	100

*Figures from California Crop and Livestock Reporting Service

RECAPITULATION

	<u>1983</u>	<u>1984</u>
Field Crops	\$3,001,700	\$2,469,500
Fruit and Nut Crops	2,168,860	2,388,720
Livestock and Poultry	4,397,800	4,459,898
Livestock and Poultry Products	112,000	110,000
Miscellaneous	150,500	111,700
SUB TOTAL	\$9,830,860	\$9,539,818
Timber	3,920,000	--
GRAND TOTAL	\$13,750,860	\$9,539,818

TOTAL FOR PAST TEN YEARS (less Timber)

1974	\$5,187,800	1978	\$6,941,800	1982	\$9,196,100
1975	5,532,200	1979	8,150,300	1983	9,830,860
1976	6,002,200	1980	8,137,220	1984	9,539,818
1977	5,805,600	1981	9,171,500		

1985 AGRICULTURAL CROP REPORT AMADOR COUNTY



AMADOR COUNTY
DEPARTMENT OF AGRICULTURE

FIELD CROPS. . .

	YEAR	ACREAGE	PRODUCTION PER ACRE	TOTAL	UNIT	VALUE PER UNIT	# TOTAL
HAY, ALFALFA	1985	186	5.10	949	TON	\$90.00	\$85,400
	1984	221	5.60	1,238	TON	\$80.00	\$99,000
HAY, GRAIN	1985	972	2.20	2,138	TON	60.00	128,300
	1984	1,110	2.50	2,775	TON	60.00	166,500
HAY, OTHER	1985	1,500	1.00	1,500	TON	50.00	75,000
	1984	1,500	1.00	1,500	TON	35.00	52,500
PASTURE, IRRIGATED	1985	1,430				105.00	150,200
	1984	1,300				110.00	143,000
PASTURE, DRY SEEDED	1985	2,300				30.00	66,000
	1984	2,200				30.00	66,000
PASTURE AND RANGE	1985	194,000				5.00	970,000
	1984	194,000				5.50	1,067,000
BARLEY	1985	130	1.40	182	TON	105.00	19,100
	1984	190	1.30	247	TON	130.00	32,100
CORN	1985	894	4.00	3,576	TON	110.00	393,400
	1984	631	4.00	2,524	TON	147.00	371,000
WHEAT	1985	271	1.95	528	TON	110.00	58,100
	1984	700	1.80	1,260	TON	136.00	171,400
MISCELLANEOUS CROPS*	1985	442					254,000
	1984	501					301,000
TOTAL	1985	202,125					\$2,199,500
TOTAL	1984	202,353					\$2,469,500

* Sugar beets, milo, kidney beans, and safflower

FRUIT AND NUT CROPS. . .

	YEAR	BEARING ACRES	NON- BEARING ACRES	PRODUCTION PER ACRE	TOTAL TONS	\$/TON	# TOTAL
GRAPES, BLACK WINE	1985	1,158	33	3.23	3,738	\$372.00	\$1,390,500
	1984	1,180	27	3.05	3,594	\$398.00	\$1,430,400
GRAPES, WHITE WINE	1985	410	29	2.89	1,184	401.00	474,800
	1984	429	45	2.44	1,047	446.00	466,900
GRAPES, ALL WINE	1985	1,568	62	3.14	4,922	376.00	1,865,300
	1984	1,609	72	4.27	4,641	409.00	1,897,300
PRUNES	1985	62	0	2.30	143	625.00	89,400
	1984	62	0	2.52	156	695.00	108,420
WALNUTS	1985	667	4	.53	345	780.00	269,100
	1984	652	19	.58	375	798.00	299,300
MISCELLANEOUS*	1985	53	0				107,100
	1984	38	0				83,700
TOTAL	1985	2,350	66				\$2,330,900
	1984	2,361	91				\$2,388,720

* Apples, olives, kiwis, and other nut crops

MISCELLANEOUS PRODUCTION AND VALUE. . .

	YEAR	ACREAGE	# TOTAL
VEGETABLES, FRESH AND PROCESSING	1985	47	\$111,000
	1984	62	\$83,700
CHRISTMAS TREES	1985		\$11,000
	1984		\$28,000
TOTAL FOR	1985		\$122,000
TOTAL FOR	1984		\$111,700

LIVESTOCK AND POULTRY. . .

	YEAR	NUMBER OF HEAD	WEIGHT (CWT)	VALUE PER UNIT	# TOTAL
CATTLE AND CALVES	1985	8,750	70,000	\$48.80	\$3,416,000
	1984	8,500	68,000	\$61.00	\$4,148,000
HOGS AND PIGS	1985	500	750	46.00	34,500
	1984	500	750	49.70	37,300
SHEEP AND LAMBS	1985	1,900	2,090	68.30	142,700
	1984	1,650	1,840	59.70	109,800
GOATS (ANGORA)	1985	750		45.00	33,800
	1984	750		45.00	33,800
MISCELLANEOUS*	1985				129,000
	1984				131,000
TOTAL FOR	1985				\$3,756,000
TOTAL FOR	1984				\$4,459,900

* INCLUDES MILK COWS, MILK GOATS, POULTRY, RABBITS, GAME BIRDS, FISH, AND FUR-BEARING ANIMALS.

LIVESTOCK AND POULTRY PRODUCTS. . .

	YEAR	
WOOL, MOHAIR, EGGS	1985	\$115,000
AND APIARY PRODUCT	1984	\$110,000

HARVESTED BOARD FEET

TIMBER...	1985	22,800,000	\$1,607,000
	1984	14,354,000	\$1,072,000

JANUARY 1 INVENTORIES OF LIVESTOCK AND POULTRY*

	1985	1986
CATTLE AND CALVES (ALL)	18,900	17,000
SHEEP AND LAMBS	1,600	1,800
HOGS AND PIGS	100	100

* FIGURES FROM CALIFORNIA CROP AND LIVESTOCK REPORTING SERVICE

RECAPITULATION

	1984	1985
FIELD CROPS	\$2,469,500	\$2,199,500
FRUIT AND NUT CROPS	2,388,720	2,330,900
LIVESTOCK AND POULTRY	4,459,898	3,756,000
LIVESTOCK AND POULTRY PRODUCTS	110,000	115,000
MISCELLANEOUS	111,700	122,000
SUBTOTAL	\$9,539,818	\$8,523,400
TIMBER	1,072,000	1,607,000
GRAND TOTAL	\$10,611,818	\$10,130,400

TOTAL FOR PAST TEN YEARS (less timber)

1975	\$5,532,200	1979	\$8,150,300	1983	\$9,830,860
1976	\$6,002,200	1980	\$8,137,220	1984	\$9,539,820
1977	\$5,805,600	1981	\$9,171,500		
1978	\$6,941,800	1982	\$9,196,100		



OFFICE OF

AGRICULTURAL COMMISSIONER — DIRECTOR OF WEIGHTS & MEASURES

LOCATION: 12380 AIRPORT ROAD, MARTELL, CALIF. • PHONE (209) 223-6481
MAIL: 108 COURT STREET • JACKSON, CA 95642



Clare Berryhill, Director
California Department of Food and Agriculture

and

The Honorable Board of Supervisors
County of Amador

Edward T. Bamert, Chairman, Second District	
John C. Begovich	First District
Timothy R. Davenport	Third District
Steve Martin	Fourth District
Kenneth H. Deaver	Fifth District

Gentlemen:

In accordance with Section 2279 of the California Food and Agricultural Code, I am pleased to present the 1985 Crop and Livestock Report of Agricultural Production in Amador County.

Amador County's total gross farm crop value for 1985 is estimated to have been \$10,130,400.

Crop values in this report are gross receipts to the growers and should not be confused with net income. For the past several years the production costs have continued to increase while the prices received for agricultural commodities have remained about the same or decreased.

My sincere appreciation is expressed to the many individuals, firms, and State agencies that contributed invaluable information necessary in the compiling of this report.

Respectfully submitted,

A handwritten signature in dark ink, appearing to read "David A. Thompson, Jr.", with a stylized flourish at the end.

David A. Thompson, Jr.
Agricultural Commissioner

1986 AGRICULTURAL CROP REPORT AMADOR COUNTY



MINI FOUNDATION OF
AGRICULTURAL ECONOMICS
LIBRARY

III N 9 1987

agricultural commissioner

**AMADOR COUNTY
DEPARTMENT OF AGRICULTURE**

FIELD CROPS. . .

	YEAR	ACREAGE	PRODUCTION PER ACRE	TOTAL	UNIT	VALUE PER UNIT	# TOTAL
HAY, ALFALFA	1986	195	5.20	1,014	TON	\$ 80.00	\$ 81,100
	1985	186	5.10	949	TON	\$ 90.00	\$ 85,400
HAY, GRAIN	1986	1,224	2.30	2,815	TON	60.00	168,900
	1985	972	2.20	2,138	TON	60.00	128,300
HAY, OTHER	1986	1,450	1.00	1,450	TON	50.00	72,500
	1985	1,500	1.00	1,500	TON	50.00	75,000
PASTURE, IRRIGATED	1986	1,390				100.00	139,000
	1985	1,430				105.00	150,200
PASTURE, DRY SEEDED	1986	2,100				27.00	56,700
	1985	2,300				30.00	66,000
PASTURE AND RANGE	1986	194,000				5.00	930,000
	1985	194,000				5.00	970,000
BARLEY	1986	118	1.25	148	TON	85.00	12,600
	1985	130	1.40	182	TON	105.00	19,100
CORN	1986	361	4.00	1,444	TON	75.00	108,300
	1985	894	4.00	3,576	TON	110.00	393,400
WHEAT	1986	231	1.90	439	TON	80.00	35,100
	1985	271	1.95	528	TON	110.00	58,100
MISCELLANEOUS CROPS*	1986	363					212,000
	1985	442					254,000
TOTAL	1986	201,432					\$ 1,856,200
	1985	202,125					\$ 2,199,500

* Sugar beets, milo, sudan, and safflower

FRUIT AND NUT CROPS. . .

	YEAR	BEARING ACRES	NON- BEARING ACRES	PRODUCTION PER ACRE	TOTAL TONS	\$/TON	# TOTAL
GRAPES, BLACK WINE	1986	1,166	61	3.48	4,057	\$ 386.00	\$ 1,566,400
	1985	1,158	33	3.23	3,738	\$ 372.00	\$ 1,390,500
GRAPES, WHITE WINE	1986	431	30	3.19	1,375	354.00	486,700
	1985	410	29	2.89	1,184	401.00	474,800
GRAPES, ALL WINE	1986	1,597	91	3.40	5,432	380.00	2,053,100
	1985	1,568	62	3.14	4,922	376.00	1,865,300
PRUNES	1986	62	0	2.51	172	680.00	117,200
	1985	62	0	2.30	143	625.00	89,400
WALNUTS	1986	660	4	.48	317	1,090.00	345,400
	1985	667	4	.53	345	780.00	269,100
MISCELLANEOUS*	1986	53	0				119,000
	1985	53	0				107,100
TOTAL	1986	2,372	186				\$ 2,634,700
	1985	2,350	128				\$ 2,330,900

* Apples, olives, kiwis, and other nut crops

MISCELLANEOUS PRODUCTION AND VALUE. . .

	YEAR	ACREAGE	# TOTAL
VEGETABLES, FRESH AND PROCESSING	1986	45	\$ 120,000
	1985	47	\$ 111,000
CHRISTMAS TREES	1986		\$ 15,000
	1985		\$ 11,000
TOTAL FOR	1986		\$ 135,000
TOTAL FOR	1985		\$ 122,000

LIVESTOCK AND POULTRY. . .

	YEAR	NUMBER OF HEAD	WEIGHT (CWT)	VALUE PER UNIT	\$ TOTAL
CATTLE AND CALVES	1986	9,950	95,000	\$ 46.70	\$ 4,436,500
	1985	8,750	70,000	\$ 48.80	\$ 3,416,000
HOGS AND PIGS	1986	500	875	52.80	46,200
	1985	500	750	46.00	34,500
SHEEP AND LAMBS	1986	2,050	2,153	68.60	147,700
	1985	1,900	2,090	68.30	142,700
GOATS (ANGORA)	1986	650		47.50	30,900
	1985	750		45.00	33,800
MISCELLANEOUS*	1986				147,000
	1985				129,000
TOTAL FOR	1986				\$ 4,808,300
TOTAL FOR	1985				\$ 3,756,000

* INCLUDES MILK COWS, MILK GOATS, POULTRY, RABBITS,
GAME BIRDS, FISH, AND FUR-BEARING ANIMALS.

LIVESTOCK AND POULTRY PRODUCTS. . .

	YEAR	
WOOL, MOHAIR, EGGS	1986	\$ 110,000
AND APIARY PRODUCT	1985	\$ 115,000
HARVESTED BOARD FEET		
TIMBER...	1986	\$ 3,230,000
	1985	\$ 1,607,000

JANUARY 1 INVENTORIES OF LIVESTOCK AND POULTRY*

	1986	1987
CATTLE AND CALVES (ALL)	17,000	16,000
SHEEP AND LAMBS	1,800	1,600
HOGS AND PIGS	100	100

* FIGURES FROM CALIFORNIA CROP AND LIVESTOCK REPORTING SERVICE

RECAPITULATION

	1985	1986
FIELD CROPS	\$ 2,199,500	\$ 1,856,200
FRUIT AND NUT CROPS	2,330,900	2,634,700
LIVESTOCK AND POULTRY	3,756,000	4,808,300
LIVESTOCK AND POULTRY PRODUCTS	115,000	110,000
MISCELLANEOUS	122,000	135,000
SUBTOTAL	\$ 8,523,400	\$ 9,544,200
TIMBER	1,607,000	3,230,000
GRAND TOTAL	\$10,130,400	\$12,774,200

TOTAL FOR PAST TEN YEARS

1976	\$ 6,002,200	1980	\$ 8,137,220	1984	\$ 9,539,820
1977	\$ 5,805,600	1981	\$ 9,171,500	1985	\$ 10,130,400
1978	\$ 6,941,800	1982	\$ 9,196,100	1986	\$ 12,774,200
1979	\$ 8,150,300	1983	\$ 9,830,860		



AGRICULTURAL COMMISSIONER — DIRECTOR OF WEIGHTS & MEASURES

LOCATION: 12380 AIRPORT ROAD, MARTELL, CALIF. • PHONE (209) 223-6481
MAIL: 108 COURT STREET • JACKSON, CA 95642



March 27, 1987

Clare Berryhill, Director
California Department of Food and Agriculture

and

The Honorable Board of Supervisors
County of Amador

Steve Martin, Chairman,	Fourth District
John C. Begovich	First District
Edward T. Bamert	Second District
Timothy R. Davenport	Third District
Gale Cuneo	Fifth District

In accordance with Section 2279 of the California Food and Agricultural Code, I am pleased to present the 1986 Crop and Livestock Report of Agricultural Production in Amador County.

Amador County's total gross agricultural value for 1986 is estimated to have been \$12,774,200. Most of the increase is attributed to an additional \$2,500,000 in the timber industry.

Crop values in this report are gross receipts to the growers and should not be confused with net income. For the past several years the production costs have continued to increase while the prices received for agricultural commodities have remained about the same or decreased.

My sincere appreciation is expressed to the many individuals, firms, and State agencies that contributed invaluable information necessary in the compiling of this report.

Respectfully submitted,

David A. Thompson, Jr.
Agricultural Commissioner

CALIF. - AGRIC. - STATS. (PD)

1987 AGRICULTURAL CROP REPORT AMADOR COUNTY



GIANNINI FOUNDATION
AGRICULTURAL ECONOMIC
LIBRARY

APR 28 1988

AMADOR COUNTY
DEPARTMENT OF AGRICULTURE
Agricultural
Commissioner

OFFICE OF
AGRICULTURAL COMMISSIONER — DIRECTOR OF WEIGHTS & MEASURES

LOCATION: 12380 AIRPORT ROAD, MARTELL, CALIF. • PHONE (209) 223-6481
 MAIL: 108 COURT STREET • JACKSON, CA 95642



April 5, 1988

Jack C. Parnell, Director
 California Department of Food and Agriculture

and

The Honorable Board of Supervisors
 County of Amador

Timothy R. Davenport, Chairman	Third District
John C. Begovich	First District
Edward T. Bamert	Second District
Steve Martin	Fourth District
Gale Cuneo	Fifth District

In accordance with Section 2279 of the California Food and Agriculture Code, I am pleased to present the 1987 Crop and Livestock Report of Agricultural Production in Amador County.

Amador County's total gross agricultural value for 1987 is estimated to have been \$13,975,750. Most of the increase is attributed to an increased yield and higher price for wine grapes and higher livestock prices.

This report deals with the gross value of production and does not attempt to reflect net farm income nor cost of production and marketing.

Data used for the preparation of this report has been obtained from producers, processors, government agencies, and others, whose cooperation and assistance is sincerely appreciated. In addition, I would also like to extend my appreciation to the staff for their effort in the preparation of this report.

Respectfully submitted,

David A. Thompson, Jr.
 Agricultural Commissioner

FRUIT AND NUT CROPS. . .

		BEARING	NON-	BEARING	YIELD/	TOTAL		
	YEAR	ACRES	ACRES	ACRE	TONS	\$/TON	\$ TOTAL	
GRAPES, WINE (RED)	1987	1,237	52	3.85	4,762	\$ 434.00	\$ 2,066,900	
	1986	1,166	61	3.48	4,057	\$ 386.00	\$ 1,566,400	
GRAPES, WINE (WHITE)	1987	413	18	3.22	1,330	355.00	472,100	
	1986	431	30	3.19	1,375	354.00	486,700	
GRAPES, ALL WINE	1987	1,650	70	3.71	6,118	415.00	2,539,000	
	1986	1,597	91	3.40	5,432	380.00	2,053,100	
PRUNES	1987	62	0	2.90	180	690.00	124,000	
	1986	62	0	2.51	172	680.00	117,200	
WALNUTS	1987	667	3	.84	561	951.00	533,500	
	1986	660	4	.48	317	1,090.00	345,400	
MISCELLANEOUS*	1987	50	0				114,000	
	1986	53	0				119,000	
TOTALS FOR	1987	2,367	143				\$ 3,310,500	
	1986	2,372	186				\$ 2,634,700	

* Apples, olives, kiwis, and other nut crops

MISCELLANEOUS PRODUCTION AND VALUE. . .

	YEAR	ACREAGE	\$ TOTAL
VEGETABLES, FRESH	1987	45	\$ 117,000
AND PROCESSING	1986	45	\$ 120,000
CHRISTMAS TREES	1987		\$ 15,000
	1986		\$ 15,000
TOTALS FOR	1987		\$ 132,000
	1986		\$ 135,000

FIELD CROPS. . .

	YEAR	ACRES	YIELD/ ACRE	TOTAL UNIT	VALUE/ UNIT	\$ TOTAL
HAY, ALFALFA	1987	250	4.90	1,225 TON	\$ 75.00	\$ 91,900
	1986	195	5.20	1,014 TON	\$ 80.00	\$ 81,100
HAY, GRAIN	1987	1,017	1.90	1,932 TON	55.00	106,300
	1986	1,224	2.30	2,815 TON	60.00	168,900
HAY, OTHER	1987	1,390	.80	1,112 TON	50.00	55,600
	1986	1,450	1.00	1,450 TON	50.00	72,500
PASTURE, IRRIGATED	1987	1,715			85.00	145,800
	1986	1,390			100.00	139,000
PASTURE, DRY SEEDED	1987	2,100			22.00	46,200
	1986	2,100			27.00	56,700
PASTURE AND RANGE	1987	194,000			5.00	930,000
	1986	194,000			5.00	930,000
BARLEY	1987	90	1.00	90 TON	85.00	7,650
	1986	118	1.25	148 TON	85.00	12,600
CORN	1987	190	4.60	874 TON	75.00	65,600
	1986	361	4.00	1,444 TON	75.00	108,300
WHEAT	1987	380	.90	342 TON	80.00	27,400
	1986	231	1.90	439 TON	80.00	35,100
MISCELLANEOUS CROPS*	1987	450				375,400
	1986	363				212,000
TOTALS FOR	1987	201,582				\$ 1,851,850
	1986	201,432				\$ 1,856,200

* Sugar beets, milo, sudan, and safflower

TIMBER AND RELATED PRODUCTS. . .

	YEAR	HARVESTED BOARD FEET	\$ TOTAL
TOTALS FOR	1987	33,091,000	\$ 2,739,403
	1986	32,400,000	\$ 3,230,000

LIVESTOCK AND POULTRY. . .

	YEAR	NUMBER OF HEAD	WEIGHT (CWT)	VALUE PER UNIT	\$ TOTAL
CATTLE AND CALVES	1987	10,400	97,200	\$ 56.30	\$ 5,472,400
	1986	9,950	95,000	\$ 46.70	\$ 4,436,500
HOGS AND PIGS	1987	500	900	58.20	52,500
	1986	500	875	52.80	46,200
SHEEP AND LAMBS	1987	2,000	2,200	74.00	162,800
	1986	2,050	2,153	68.60	147,700
GOATS (ANGORA)	1987	575		47.50	23,300
	1986	650		47.50	30,900
MISCELLANEOUS*	1987				128,000
	1986				147,000
TOTALS FOR	1987				\$ 5,839,000
	1986				\$ 4,808,300

* Includes milk cows, milk goats, poultry, rabbits, game birds, fish, and fur-bearing animals.

LIVESTOCK AND POULTRY PRODUCTS. . .

	YEAR	\$ TOTAL
WOOL, MOHAIR, EGGS	1987	\$ 103,000
AND APIARY PRODUCT	1986	\$ 110,000

JANUARY 1 INVENTORIES OF LIVESTOCK AND POULTRY*

	1987	1988
CATTLE AND CALVES (ALL)	16,000	15,900
SHEEP AND LAMBS	1,600	1,500
HOGS AND PIGS	100	100

* Figures from California Crop and Livestock Reporting Service.

RECAPITULATION

	1986	1987
FRUIT AND NUT CROPS	\$ 2,634,700	\$ 3,310,500
FIELD CROPS	1,856,200	1,851,850
LIVESTOCK AND POULTRY	4,808,300	5,839,000
LIVESTOCK AND POULTRY PRODUCTS	110,000	103,000
MISCELLANEOUS	135,000	132,000
SUBTOTAL	\$ 9,544,200	\$ 11,236,350
TIMBER	3,230,000	2,739,400
GRAND TOTAL	\$ 12,774,200	\$ 13,975,750

TOTAL FOR PAST TEN YEARS

1977	\$ 5,805,600	1981	\$ 9,171,500	1985	\$ 10,130,400
1978	\$ 6,941,800	1982	\$ 9,196,100	1986	\$ 12,774,200
1979	\$ 8,150,300	1983	\$ 9,830,860	1987	\$ 13,975,750
1980	\$ 8,137,220	1984	\$ 9,539,820		

CALIF. - AGRIC. - STATS. (PD)

GIANNINI FOUNDATION OF
AGRICULTURAL ECONOMICS
LIBRARY

1988

MAY 03 1989

AGRICULTURAL CROP REPORT AMADOR COUNTY



AMADOR COUNTY, Calif. Agricultural Commission
DEPARTMENT OF AGRICULTURE

AMADOR COUNTY

BOARD OF SUPERVISORS

GALE R. CUNEO, CHAIRMAN	FIFTH DISTRICT
JOHN C. BEGOVICH	FIRST DISTRICT
EDWARD T. BAMERT	SECOND DISTRICT
TIMOTHY R. DAVENPORT	THIRD DISTRICT
STEVE MARTIN	FOURTH DISTRICT

DEPARTMENT OF AGRICULTURE

**AGRICULTURAL COMMISSIONER
DIRECTOR OF WEIGHTS AND MEASURES**

DAVID A. THOMPSON

AGRICULTURE/WEIGHTS AND MEASURES INSPECTORS

ROBERT L. FARNHAM
ROBERT UMINO

PEST DETECTION

SUSAN D. HEGSETH

SECRETARY

CAROLYN BRIDGES



Jack C. Parnell, Director
California Department of Food and Agriculture
and
The Honorable Board of Supervisors
County of Amador

In accordance with Section 2279 of the California Food and Agriculture Code, I am pleased to present the 1988 Crop and Livestock Report of Agricultural Production in Amador County.

Agriculture continues to be the county's major producing industry with an estimated gross production value for 1988 of \$14,543,000. Most of the increase is attributed to an increased yield and higher prices for wine grapes and timber.

This report deals with the gross value of production and does not attempt to reflect net farm income nor cost of production and marketing.

Data used for the preparation of this report has been obtained from producers, processors, government agencies, and others, whose cooperation and assistance is sincerely appreciated. In addition, I would also like to extend my appreciation to the staff for the effort in the preparation of this report.

Respectfully submitted,

David A. Thompson
Agricultural Commissioner

FRUIT AND NUT CROPS. . .

	YEAR	NON-BEARING BEARING PROD./			TOT.	\$/		TOTAL
		ACRES	ACRES	ACRE		UNIT	\$	
GRAPES, RED WINE	1988	1,184	58	3.66	4,333	\$ 677.00	\$	2,933,400
	1987	1,237	52	3.85	4,762	\$ 434.00	\$	2,066,900
GRAPES, WHITE WINE	1988	366	16	3.06	1,120	441.00		493,900
	1987	413	18	3.22	1,330	355.00		472,100
GRAPES, ALL WINE	1988	1,550	74	3.52	5,453	631.00		3,427,300
	1987	1,650	70	3.71	6,118	415.00		2,539,000
PRUNES	1988	62	0	2.40	149	720.00		107,100
	1987	62	0	2.90	180	690.00		124,000
WALNUTS	1988	589	4	.76	445	900.00		400,500
	1987	667	3	.84	561	951.00		533,500
MISCELLANEOUS*	1988	46	0					93,000
	1987	50	0					114,000
TOTAL FOR	1988	2,255	78					\$ 4,027,900
TOTAL FOR	1987	2,367	143					\$ 3,310,500

* Apples, olives, kiwis, and other nut crops

MISCELLANEOUS PRODUCTION AND VALUE. . .

	YEAR	ACREAGE	\$ TOTAL
VEGETABLES, FRESH	1988	42	\$ 124,500
AND PROCESSING	1987	45	\$ 117,000
CHRISTMAS TREES	1988		11,500
	1987		15,000
TOTAL FOR	1988		\$ 136,000
TOTAL FOR	1987		\$ 132,000

FIELD CROPS. . .

	YEAR	PRODUCTION		TOTAL UNIT	UNIT	\$/	
		ACREAGE	PER ACRE			UNIT	TOTAL
HAY, ALFALFA	1988	193	4.05	782	TON	\$90.00	\$ 70,300
	1987	250	4.90	1,225	TON	\$75.00	\$ 91,900
HAY, GRAIN	1988	840	1.70	1,428	TON	55.00	78,500
	1987	1,017	1.90	1,932	TON	55.00	106,300
HAY, OTHER	1988	620	.75	465	TON	50.00	23,300
	1987	1,390	.80	1,112	TON	50.00	55,600
PASTURE, IRRIGATED	1988	1,704				90.00	153,400
	1987	1,715				85.00	145,800
PASTURE, DRY SEEDED	1988	2,100				18.00	37,800
	1987	2,100				22.00	46,200
PASTURE AND RANGE	1988	190,000				5.00	950,000
	1987	194,000				5.00	930,000
BARLEY	1988	110	.96	106	TON	105.00	11,000
	1987	90	1.00	90	TON	85.00	7,650
CORN	1988	341	4.50	1,534	TON	115.00	176,500
	1987	190	4.60	874	TON	75.00	65,600
WHEAT	1988	170	.90	153	TON	120.00	18,400
	1987	380	.90	342	TON	80.00	27,400
MISCELLANEOUS CROPS*	1988	379					218,100
	1987	450					375,400
TOTAL FOR	1988	196,457					\$ 1,737,300
TOTAL FOR	1987	201,582					\$ 1,851,850

* Sugar beets, milo, kidney beans, and safflower

TIMBER AND RELATED PRODUCTS. . .

	HARVESTED BOARD FEET		\$	TOTAL
1988	33,100,000			\$ 3,560,000
1987	33,091,000			\$ 2,739,403

LIVESTOCK AND POULTRY. . .

	YEAR	NUMBER		VALUE	
		OF HEAD	WEIGHT(CWT)	PER UNIT	\$ TOTAL
CATTLE AND CALVES	1988	11,700	76,050	\$ 61.80	\$ 4,699,900
	1987	10,400	97,200	\$ 56.30	\$ 5,472,400
HOGS AND PIGS	1988	360	576	47.00	27,100
	1987	500	900	58.20	52,500
SHEEP AND LAMBS	1988	1,800	2,070	70.30	145,500
	1987	2,000	2,200	74.00	162,800
GOATS (ANGORA)	1988	350		45.00	15,800
	1987	575		47.50	23,300
MISCELLANEOUS*	1988				97,500
	1987				128,000
TOTAL FOR	1988				\$ 4,985,800
TOTAL FOR	1987				\$ 5,839,000

* INCLUDES MILK COWS, MILK GOATS, POULTRY, RABBITS, GAMEBIRDS, FISH, AND FUR-BEARING ANIMALS.

LIVESTOCK AND POULTRY PRODUCTS. . .

	YEAR	\$	TOTAL
WOOL, MOHAIR, EGGS	1988		\$ 96,500
AND APIARY PRODUCT	1987		\$ 103,000

JANUARY 1 INVENTORIES OF LIVESTOCK AND POULTRY*

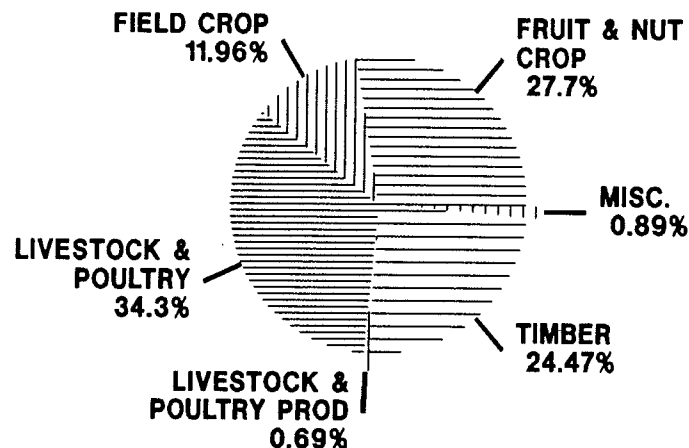
	1988	1989
CATTLE AND CALVES (ALL)	15,900	19,500
SHEEP AND LAMBS	1,500	1,200
HOGS AND PIGS	100	50

* FIGURES FROM CALIFORNIA CROP AND LIVESTOCK REPORTING SERVICE

RECAPITULATION

	1987	1988
FRUIT AND NUT CROPS	3,310,500	4,027,900
FIELD CROPS	\$ 1,851,850	\$ 1,737,300
LIVESTOCK AND POULTRY	5,839,000	4,985,800
LIVESTOCK AND POULTRY PRODUCTS	103,000	96,500
MISCELLANEOUS	132,000	136,000
SUBTOTAL	\$ 11,236,350	\$ 10,983,500
TIMBER	\$ 2,739,400	\$ 3,560,000
GRAND TOTAL	\$ 13,975,750	\$ 14,543,000

1988 CROP BREAKDOWN



TOTAL FOR PAST TEN YEARS

1979	\$ 8,150,300	1984	\$ 9,539,820
1980	\$ 8,137,220	1985	\$ 10,130,400
1981	\$ 9,171,500	1986	\$ 12,774,200
1982	\$ 9,196,100	1987	\$ 13,975,750
1983	\$ 9,830,860	1988	\$ 14,543,000

FOOD SAFETY

This year will undoubtedly be remembered as the year in which food safety became a major concern of the public. Reports concerning Alar on apples and adulterated Chilean fruit served to heighten public awareness and concern over the safety of their fresh food supply. Ironically, at the very same time, the National Academy of Sciences released a 1400 page report strongly encouraging the public to double their consumption of fresh fruits and vegetables.

California has long had the well deserved reputation of having the toughest regulations concerning food safety and pesticide usage in the world. California's strong pesticide regulatory program is administered jointly throughout the state by the California Department of Food and Agriculture and the county Agricultural Commissioners. This program utilizes over 650,000 staff hours annually to make certain that pesticides are being used legally and safely. Food grown under California's tight regulatory program is safe.

This program is not only the toughest state program in existence but has restrictions on pesticides and their usage which exceed the United States Environmental Protection Agency's standards. While these restrictions substantially increase the cost of agricultural production for California producers over products grown in other states and countries, they provide top protection to farm workers, the environment and consumers of California products. California has long been on the leading edge in developing programs to regulate pesticides and quite often the E.P.A. adopts its pesticide programs based on California's leadership.

California's pesticide residue sampling for agricultural products is by far the most extensive program anywhere. The number of residue samples analyzed in this program not only exceeds the total number of samples of all other state programs combined but also exceeds the total number of samples analyzed by the U.S. Food and Drug Administration for the entire nation. Because this program is cooperatively administered by a system of county and state regulatory agencies, it affords a timely response in sampling, analyzing and quarantining any product not meeting the high standards established to insure its safety.


While agricultural producers must bear the increased burden of trying to produce top quality products under increasingly tighter restrictions, California's leadership has determined that affording this level of protection is the cost of doing business in California.

Other states and countries would be well advised to afford their citizens and environments California's level of protection.

1989
**AGRICULTURAL
CROP REPORT
AMADOR COUNTY**

GIANNINI FOUNDATION OF
AGRICULTURAL ECONOMICS
LIBRARY

JUN 7 1990



AMADOR COUNTY, Calif. - Agricultural
DEPARTMENT OF AGRICULTURE COMMISSIONER

AMADOR COUNTY

BOARD OF SUPERVISORS

EDWARD T. BAMERT, CHAIRMAN	SECOND DISTRICT
GALE R. CUNEO	FIFTH DISTRICT
JOHN C. BEGOVICH	FIRST DISTRICT
TIMOTHY R. DAVENPORT	THIRD DISTRICT
STEVE MARTIN	FOURTH DISTRICT

DEPARTMENT OF AGRICULTURE

**AGRICULTURAL COMMISSIONER
DIRECTOR OF WEIGHTS AND MEASURES**

DAVID A. THOMPSON

AGRICULTURE/WEIGHTS AND MEASURES INSPECTORS

ROBERT L. FARNHAM
ROBERT UMINO

PEST DETECTION

SUSAN D. HEGSETH

SECRETARY

CAROLYN BRIDGES

OFFICE OF
AGRICULTURAL COMMISSIONER — DIRECTOR OF WEIGHTS & MEASURES

LOCATION: 12380 AIRPORT ROAD, MARTELL, CALIF. • PHONE (209) 223-6481
 MAIL: 108 COURT STREET • JACKSON, CA 95842



California Department of Food and Agriculture
 and
 The Honorable Board of Supervisors
 Amador County

In accordance with Section 2279 of the California Food and Agriculture Code, I am pleased to present the 1989 Crop and Livestock Report of Agricultural Production in Amador County.

Agriculture continues to be the county's major producing industry with an estimated gross production value for 1989 of \$25,583,500. This increase is attributed to timber harvest. In 1989 the timber harvest increased threefold to almost \$15,000,000.

This report deals with the gross value of production and does not attempt to reflect net farm income nor cost of production and marketing.

Data used for the preparation of this report has been obtained from producers, processors, government agencies, and others, whose cooperation and assistance is sincerely appreciated. In addition, I would also like to extend my appreciation to the staff for the effort in the preparation of this report.

Respectfully submitted,

David A. Thompson
 Agricultural Commissioner

FRUIT AND NUT CROPS. . .

NON-							
	BEARING	BEARING	PROD./	TOT.	\$ /		
	YEAR	ACRES	ACRES	ACRE	TONS	UNIT	\$ TOTAL
GRAPES, RED WINE	1989	1,225	34	3.89	4,765	\$ 649.00	\$ 3,092,500
	1988	1,184	58	3.66	4,333	\$ 677.00	\$ 2,933,400
GRAPES, WHITE WINE	1989	370	4	3.36	1,243	570.00	708,500
	1988	366	16	3.06	1,120	441.00	493,900
GRAPES, ALL WINE	1989	1,595	38	3.77	6,008	441.00	3,801,000
	1988	1,550	74	3.52	5,453	631.00	3,427,300
PRUNES	1989	62	0	2.20	137	800.00	109,500
	1988	62	0	2.40	149	720.00	107,100
WALNUTS	1989	594	2	.65	386	1,046.00	388,000
	1988	589	4	.76	445	900.00	400,500
MISCELLANEOUS*	1989	54	0				109,000
	1988	46	0				93,000
TOTAL FOR	1989	2,305	40				\$ 4,407,500
TOTAL FOR	1988	2,247	78				\$ 4,027,900

* Apples, olives, kiwis, and other nut crops

MISCELLANEOUS PRODUCTION AND VALUE. . .

	YEAR	ACREAGE	\$ TOTAL
VEGETABLES, FRESH	1989	44	\$ 130,000
AND PROCESSING	1988	42	\$ 124,500
CHRISTMAS TREES	1989		15,000
	1988		11,500
TOTAL FOR	1989		\$ 145,000
TOTAL FOR	1988		\$ 136,000

FIELD CROPS. . .

	YEAR	PRODUCTION			UNIT	\$ /	
		ACREAGE	PER ACRE	TOTAL		\$	TOTAL
HAY, ALFALFA	1989	176	4.20	739	TON	\$90.00	\$ 66,500
	1988	193	4.05	782	TON	\$90.00	\$ 70,300
HAY, GRAIN	1989	960	1.55	1,408	TON	55.00	81,800
	1988	840	1.70	1,428	TON	55.00	78,500
HAY, OTHER	1989	900	.95	855	TON	45.00	85,500
	1988	620	.75	465	TON	50.00	23,300
PASTURE, IRRIGATED	1989	1,939				100.00	193,000
	1988	1,704				90.00	153,400
PASTURE, DRY SEEDED	1989	2,000				19.00	38,000
	1988	2,100				18.00	37,800
PASTURE AND RANGE	1989	165,000				5.50	907,500
	1988	190,000				5.00	950,000
CORN	1989	489	4.50	2,200	TON	105.00	231,000
	1988	341	4.50	1,534	TON	115.00	176,500
WHEAT	1989	335	.90	301	TON	112.00	29,300
	1988	170	.90	153	TON	120.00	18,400
MISCELLANEOUS CROPS*	1989	345					205,900
	1988	379					218,100
TOTAL FOR	1989	172,144					\$ 1,838,500
TOTAL FOR	1988	196,347					\$ 1,726,300

* Sugar beets, milo, kidney beans, barley and safflower

TIMBER AND RELATED PRODUCTS. . .

		HARVESTED BOARD FEET	\$	TOTAL
	1989	101,650,000		\$14,965,000
	1988	33,100,000		\$ 3,560,000

LIVESTOCK AND POULTRY. . .

	YEAR	NUMBER		VALUE	
		OF HEAD	WEIGHT(CWT)	PER UNIT	\$ TOTAL
CATTLE AND CALVES	1989	11,300	62,150	\$ 62.20	\$ 3,865,300
	1988	11,700	76,050	\$ 61.80	\$ 4,699,900
HOGS AND PIGS	1989	340	510	46.50	23,700
	1988	360	576	47.00	27,100
SHEEP AND LAMBS	1989	1,600	1,760	69.30	122,000
	1988	1,800	2,070	70.30	145,500
GOATS (ANGORA)	1989	300		50.00	15,000
	1988	350		45.00	15,800
MISCELLANEOUS*	1989				114,000
	1988				97,500
TOTAL FOR	1989				\$ 4,140,000
TOTAL FOR	1988				\$ 4,985,800

* INCLUDES MILK COWS, MILK GOATS, POULTRY, RABBITS, GAMEBIRDS, FISH, AND FUR-BEARING ANIMALS.

LIVESTOCK AND POULTRY PRODUCTS. . .

	YEAR	\$	TOTAL
WOOL, MOHAIR, EGGS	1989	\$	87,500
AND APIARY PRODUCT	1988	\$	96,500

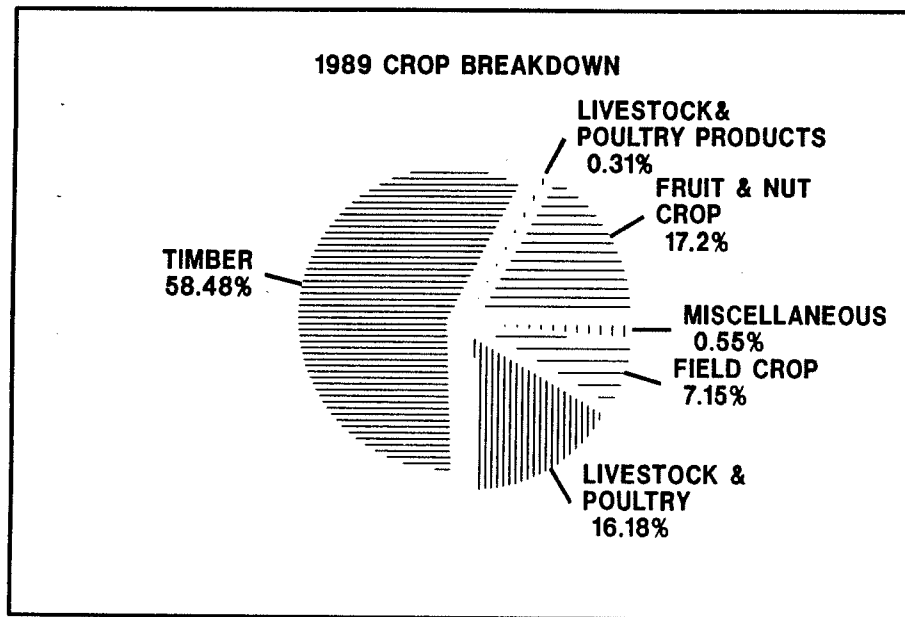
JANUARY 1 INVENTORIES OF LIVESTOCK AND POULTRY*

	1989	1990
CATTLE AND CALVES (ALL)	19,500	20,000
SHEEP AND LAMBS	1,200	1,200
HOGS AND PIGS	50	100

* FIGURES FROM CALIFORNIA CROP AND LIVESTOCK REPORTING SERVICE

RECAPITULATION

	1988	1989
FRUIT AND NUT CROPS	\$ 4,027,900	\$ 4,407,500
FIELD CROPS	\$ 1,737,300	\$ 1,838,500
LIVESTOCK AND POULTRY	\$ 4,985,800	\$ 4,140,000
LIVESTOCK AND POULTRY PRODUCTS	\$ 96,500	\$ 87,500
MISCELLANEOUS	\$ 136,000	\$ 145,000
SUBTOTAL	\$ 10,983,500	\$ 10,618,500
TIMBER	\$ 3,560,000	\$ 14,965,000
GRAND TOTAL	\$ 14,543,500	\$ 25,583,500



TOTAL FOR PAST TEN YEARS

1980	\$ 8,137,220	1985	\$ 10,130,400
1981	\$ 9,171,500	1986	\$ 12,774,200
1982	\$ 9,196,100	1987	\$ 13,975,750
1983	\$ 9,830,860	1988	\$ 14,543,000
1984	\$ 9,539,820	1989	\$ 25,583,500