



AgEcon SEARCH
RESEARCH IN AGRICULTURAL & APPLIED ECONOMICS

The World's Largest Open Access Agricultural & Applied Economics Digital Library

This document is discoverable and free to researchers across the globe due to the work of AgEcon Search.

Help ensure our sustainability.

Give to AgEcon Search

AgEcon Search

<http://ageconsearch.umn.edu>

aesearch@umn.edu

*Papers downloaded from **AgEcon Search** may be used for non-commercial purposes and personal study only. No other use, including posting to another Internet site, is permitted without permission from the copyright owner (not AgEcon Search), or as allowed under the provisions of Fair Use, U.S. Copyright Act, Title 17 U.S.C.*

No endorsement of AgEcon Search or its fundraising activities by the author(s) of the following work or their employer(s) is intended or implied.

California Department of Food and Agriculture

Agricultural Commissioners' Crop Reports

Contra Costa County


1946-1957

(1953 not available)

California County Agricultural Commissioners' Reports from the California Department of Food and Agriculture. This collection consists of annual crop and livestock data from each of the 58 California Counties. The collection covers 1915-1981; digitization of the rest of the collection is forthcoming.

This digitization project was funded by the Giannini Foundation of Agricultural Economics, <http://giannini.ucop.edu/>.

The work was completed by the staff of the Giannini Foundation Library, University of California, Berkeley, <http://are.berkeley.edu/library/>. **Please contact the Library to consult the originals.**



1946

AGRICULTURAL REPORT CONTRA COSTA COUNTY

1946

Honorable Board of Supervisors of Contra Costa County and
A. A. Brock, Director, California State Department of
Agriculture

Gentlemen;

The following crop report was prepared by my
office in accordance with the provisions of Section 65.5
of the Agricultural Code of the State of California.

The report covers estimated acreage, production
and value, of the agricultural products of Contra Costa
County for the year of 1946.

As nearly as possible, the figures represent
payments to growers, but do not include COST OF PRODUCTION.

Respectfully submitted,

V. G. Stevens
Agricultural Commissioner

The Agricultural Commissioner wishes to thank the following
persons, Firms, Associations, and Departments, who so kindly
co-operated in making this report possible;

United States Department of Agriculture-Agricultural Market-
ing
Servico and Bureau of Agricultural Economics
California Department of Agriculture-Bureau of Agricultural
Statistics and Division of Animal Industry
Mr. K. B. Jones-California Packing Corporation
Mr. W. G. Norris-H. P. Garin Company
Mr. Frank Rose-Rosenberg Bros. and Company
Mr. J. E. Digardi-Contra Costa County Dry Wine Grape Growers
Protective Association
Mr. Joseph Lawrence-Stock Buyer and Rancher
Contra Costa County Walnut Growers Association

ANIMAL PRODUCTION

Horses and Mules	3,200
Milk Cows and Heifers, all ages	10,500
Beef Cattle, all ages	15,000
Hogs	4,000
Sheep and Lambs	30,000

Sheep and Lambs					
Sold	15,000	@	\$ 14.40 ea.		\$216,000.00
Wool	140,000 Lbs.	@	.44 Lb.		61,600.00
Hogs					
Shipped and Slaughtered	2,700	@	50.00 ea.		135,000.00
Steers					
Shipped and Slaughtered	3,900	@	162.00 ea.		631,800.00
Veal, Cows & Stags	5,000	@			480,000.00
Dairy Products					813,650.00
Chickens					
Live Poultry	138,000 Lbs.	@	.34Lb.		46,920.00
Eggs	89,920 Doz.	@	.44Doz.		49,564.80
Squabs-Rabbits-Ducks and Geese					25,000.00
Turkeys	28,000 Lbs.	@	.42Lb.		11,760.00
Hatcheries					15,500.00
<u>Miscellaneous</u>					
Honey	70,000 Lbs.	@	.17Lb.		11,900.00
Nursery Stock					475,000.00
Cut Flowers-grown trees, bulbs, shrubs, etc.					475,000.00
					<u>\$2,973,694.80</u>
					TOTAL

FRUIT, NUT AND VINE ACREAGE FOR 1946

	<u>BEARING</u>	<u>NON BEARING</u>
ALMONDS	5934	1520
APPLES	113	0
APRICOTS	3699	592
CHERRIES	136	89
FIGS (KADOTA)	82	0
NECTARINES	263	3
OLIVES	28	0
PEACHES (cling)	95	1
(free)	1062	200
PRUNES	873	0
PEARS	2753	18
WALNUTS	10720	375
WINE GRAPES	5423	37

<u>CROP</u>	<u>ACRES</u>	<u>PROD.</u>	<u>TOTAL UNIT</u>	<u>PER UNIT</u>	<u>TOTAL</u>
ALFALFA					
Hay	4,050	4	16,200 TON	\$29.00	\$469,800.00
Seed	500	300	150,000 LBS.	.43	64,500.00
BARLEY					
Grain	19,500	17	331,500 CWT.	3.00	994,500.00
Hay	2,000	1½	3,000 TON	23.00	69,000.00
BEANS					
Dried	400	12	4,800 CWT.	13.40	64,320.00
CORN					
Field	1,700	1½	2,125 TON	60.00	127,500.00
Sweet	500	50	25,000 GRATE	2.25	56,250.00
POTATOES	450	220	99,000 SACKS	2.30	227,700.00
GRAIN					
Sorghums	1,000	4/5	800 TON	63.00	50,400.00
OATS					
Grain	2,700	½	1,350 TON	62.00	83,700.00
Hay	1,000	1½	1,500 TON	23.00	34,500.00
SUGAR BEETS	1,065.8	14	27,510 TON	12.13	333,696.30
SUNFLOWER SEED	1,200	800	9,600 CWT.	6.00	57,600.00
VOLUNTEER HAY	20,000	1¾	25,000 TON	19.00	475,000.00
VETCH SEED	500				40,000.00
WHEAT					
Grain	7,000	½	3,500 TON	65.00	227,500.00
Hay	1,000	1¼	1,250 TON	25.70	32,125.00
			TOTAL		\$3,408,091.30

<u>CROP</u>	<u>PRODUCTION</u>	<u>UNIT</u>	<u>UNIT VALUE</u>	<u>TOTAL VALUE</u>
APRICOTS				
Canned	9,800	TON	\$ 95.00	\$ 931,000.00
Shipped	6,018	TON	100.00	601,800.00
Frozen	700	TON	90.00	63,000.00
Dried	271	TON	630.00	170,730.00
Jam & Pulp	2,715	TON	90.00	244,350.00
CHERRIES				
Barrelled (R.A.)	30	TON	300.00	9,000.00
Fresh and Shipped	400	TON	325.00	130,000.00
FIGS	416	TON	125.00	52,000.00
GRAPES				
Shipped	6,000	TON	120.00	720,000.00
Winery	5,000	TON	110.00	550,000.00
NECTARINES				
Shipped-Local	1,374	TON	75.00	103,050.00
Frozen	18	TON	60.00	1,080.00
Dried	25	TON	240.00	6,000.00
PEACHES				
Canned-Cling	650	TON	64.25	40,762.50
Shipped-Cling	158	TON	90.00	14,220.00
Shipped-Free	3,275	TCN	120.00	393,000.00
Frozen-Free	245	TON	55.00	13,475.00
Dried-Free	681	TON	360.00	245,160.00
PEARS				
Canned-Bart.	5,983	TON	100.00	598,300.00
Shipped "	5,984	TON	97.00	580,448.00
Baby Food	720	TON	100.00	72,000.00
Dried "	137	TON	340.00	46,580.00
Canned-Hardy	418	TON	100.00	41,800.00
Shipped- "	1,419	TON	105.00	148,995.00
PRUNES				
Dried	1,300	TON	260.00	338,000.00
ALMONDS				
	3,550	TON	520.00	1,846,000.00
WALNUTS				
Blows and Culls	5,320	TON	580.00	3,085,600.00
				120,884.00
TOTAL				\$11,167,234.50

COMMERCIAL VEGETABLE CROPS

<u>CROP</u>	<u>ACREAGE</u>	<u>YIELD</u>	<u>PROD.</u>	<u>UNIT</u>	<u>UNIT VALUE</u>	<u>TOTAL</u>
ASPARAGUS	6,340					
Canned			5,500	TON	\$ 183.60	\$1,009,800.00
Fresh			58,800	CRATE	3.40	199,920.00
BROCCOLI	100	100	10,000	42# "	4.00	40,000.00
CABBAGE	50	6.0	300	TON 2000#	30.00	9,000.00
CARROTS						
Spring	50	200	10,000	6 doz-Ct.	2.70	27,000.00
Fall	50	200	10,000	6 " "	2.99	29,900.00
CALLIFLOWER						
Spring	50	300	15,000	37# Pony Ct.	1.50	22,500.00
CELERY						
Late Fall	250	500	125,000	Half-Ct. 65#	1.75	218,750.00
CUCUMBERS						
For Pickles	309	5.8	1,794	TON-2000#	56.52	101,398.00
GARLIC	340	45	15,300	CWT. sack	12.00	183,600.00
HONEYDEWS						
Summer	650	400	260,000	Honeydew Ct.	1.65	429,000.00
CANTALOUPS						
Midsummer	300	150	45,000	Std.Ct. 45	2.65	119,250.00
LETTUCE						
Early Spring	50	120	6,000	5 Doz. Crate	2.00	12,000.00
Fall	50	150	7,500	" "	2.00	15,000.00
ONIONS, late	100	425	42,500	Sacks	.80	34,000.00
PEAS						
Spring	300	100	30,000	Bushel	1.80	54,000.00
Fall	50	100	5,000	" 30# h	3.50	17,500.00
PEPPERS, Bell	50	300	15,000	" 25#	1.00	15,000.00
STRAWBERRIES	5		500	CRATES	14.40	7,200.00
TOMATOES						
Summer	150	250	37,500	Lug-32#	1.50	56,250.00
Fall	1,200	325	390,000	" 32#	2.75	1,072,500.00
Canning	3,230		17,709	Green Ton	29.00	513,561.00
				TOTAL		\$ 4,187,129.00

KLAMATH WEED CONTROL

The area infested with Klamath Weed was disced and cross disced. All areas that were not disced, due to deep gullies or boulders, were sprayed with a solution of borax and caustic soda. Just before the rainy season started the area was treated with five tons of dry borax. Each individual plant showing was treated with from one to two handfuls of borax per plant. Several inspections later in the season showed very fine results. The same procedure will be used the following year.

ARTICHOKE THISTLE AND PUNCTURE VINE CONTROL

Diesel oil and stove oil were used in the control of these weeds.

The ranches that have been co-operating in the past have a diminishing amount of the weed.

Dry borax has been tried out with varying success. The earlier the applications in the Spring, the better the results. The best results appeared to be on young plants.

The possibilities of borax are greater on steep hill sides and in canyons where it is hard to get with a spray rig, but accessible on horse back with a bag of borax.

All infestations of puncture vine found on road sides were treated with Diesel oil.

Three vertical black bars of varying widths are positioned on the left side of the page. The bars are solid black and run from near the top to near the bottom of the page. The middle bar is the widest, flanked by two narrower bars.

1947

1947

Calif. Agric.
Statistics
(Period)

DIVISION OF
AGRICULTURAL ECONOMICS
DAVIS - LIBRARY

1 AGRICULTURAL REPORT
(CONTRA COSTA COUNTY)

1947

Honorable Board of Supervisors of Contra Costa County and
A. A. Brock, Director, California State Department of Agriculture

Gentlemen:

The following crop report was prepared by my office in accordance with the provisions of Section 65.5 of the Agricultural Code of the State of California.

The report covers estimated acreage, production and value, of the agricultural products of Contra Costa County for the year of 1947.

As nearly as possible, the figures represent payments to growers, but do not include COST OF PRODUCTION.

Respectfully submitted,

V. G. Stevens
Agricultural Commissioner

The Agricultural Commissioner wishes to thank the following persons, Firms, Associations, and Departments, who so kindly co-operated in making this report possible:

United States Department of Agriculture-Agricultural Marketing Service and Bureau of Agricultural Economics.
California Department of Agriculture-Bureau of Agricultural Statistics and Division of Animal Industry
Mr. K. B. Jones, California Packing Corporation
Mr. W. G. Norris-H. P. Garin Company
Mr. Frank Rose-Rosenberg Bros. and Company
Mr. J. E. Digardi-Contra Costa County Dry Wine Grape Growers Protective Association
Mr. Joseph Lawrence-Stock Buyer and Rancher
Contra Costa County Walnut Growers Association

FRUIT, NUT AND VINE ACREAGE FOR 1947

	<u>BEARING</u>	<u>NON BEARING</u>
ALMONDS	5,934	1,520
APPLES	113	0
APRICOTS	3,699	592
CHERRIES	136	89
FIGS (Kadota)	82	0
NECTARINES	263	3
OLIVES	28	0
PEACHES (Cling)	95	1
(Free)	1,062	200
PRUNES	400	0
PEARS	2,753	18
WALNUTS	10,720	375
WINE GRAPES	5,423	37

ANIMAL PRODUCTION

Horses and Mules	3,200
Milk Cows and Heifers, all ages	10,500
Beef Cattle, all ages	15,000
Hogs	2,000
Sheep and Lambs	30,000

SHEEP AND LAMBS

Sold	13,000	@	\$ 18.00 ea.	\$234,000.00
Wool	140,000 Lbs.	@	.41 lb.	57,400.00

HOGS

Shipped and Slaughtered	1,100	@	50.00 ea.	55,000.00
-------------------------	-------	---	-----------	-----------

VEAL, COWS, & STAGS

	5,000	@	96.00 ea.	480,000.00
--	-------	---	-----------	------------

DAIRY PRODUCTS

837,450.00

CHICKENS

Live Poultry	141,000 Lbs.	@	.34 lb.	47,940.00
Eggs	91,420 Doz.	@	.52 doz.	47,538.40

SQUABS-RABBITS-DUCKS & GEESE

37,000.00

TURKEYS

	75,000 Lbs.	@	.45 lb.	33,750.00
--	-------------	---	---------	-----------

HATCHERIES

22,000.00

STEERS

Shipped and Slaughtered	4,000	@	162.00 ea.	648,000.00
-------------------------	-------	---	------------	------------

MISCELLANEOUS

Honey	65,000 Lbs.	@	.15 lb.	9,750.00
-------	-------------	---	---------	----------

Nursery Stock				612,000.00
Cut Flowers-grown trees, bulbs, shrubs, etc.				<u>612,000.00</u>


\$3,121,828.40

TRUCK CROPS- 1947
CONTRA COSTA COUNTY

<u>CROP</u>	<u>ACRES</u>	<u>YIELD</u>	<u>PRODUCTION</u>	<u>PRICE</u>	<u>VALUE</u>
Asparagus (Processing and Market)	5,815	1.22	7,094 Tons	200.00	\$1,418,800
Broccoli	150	80	12,000 Crates	3.25	39,000
Cabbage	50	7.0	350 Tons	35.00	12,250
Cantaloups	100	200	20,000 Crates	3.40	68,000
Honeydews	440	300	132,000 "	2.00	264,000
Cauliflower	50	300	15,000 "	1.40	21,000
Caery	200	400	80,000 "	2.00	160,000
Cucumbers (Pickles)	50	6.6	333 Tons	49.96	16,639
Garlic	40	70	2,800 Cwt.	10.00	28,000
Lettuce	50	150	7,500 Crates	2.50	18,750
Peas, Market	50	100	5,000 Tubs	2.25	11,250
Bell Peppers	50	300	15,000 Bushels	2.00	30,000
Strawberries	10	4,000	40,000 Quarts	.26	10,400
Tomatoes, Summer	100	300	30,000 Lugs	1.90	57,000
Tomatoes, Fall	1,000	400	400,000 "	3.10	1,240,000
Tomatoes, Canning	3,067	6.56	20,114 Tons	29.00	<u>583,306</u>
					\$3,978,395

<u>CROP</u>	<u>ACRES</u>	<u>PROD.</u>	<u>TOTAL UNIT</u>	<u>PER UNIT</u>	<u>TOTAL</u>
ALFALFA					
Hay	4,350	4	17,400 TON	\$ 24.00	\$ 417,600.00
Seed	400	750	300,000 lbs.	.18	54,000.00
BARLEY					
Grain	17,500	17	331,500 CWT.	3.00	892,500.00
Hay	2,000	1 $\frac{1}{2}$	3,000 TON	22.00	66,000.00
BEANS					
Dried	685	14	9,590 CWT.	16.00	153,440.00
CORN					
Field	1,500	1 $\frac{1}{2}$	1,875 TON	90.00	168,750.00
Sweet	500	50	25,000 CRATE	2.75	68,750.00
POTATOES	450	240	108,000 SACKS	2.50	270,000.00
GRAIN					
Sorghums	1,000	4/5	800 TON	80.00	64,000.00
OATS					
Grain	2,500	1 $\frac{1}{2}$	1,250 TON	65.00	81,250.00
Hay	1,200	1 $\frac{1}{2}$	1,800 TON	22.00	39,600.00
SUGAR BEETS	1,000	14	14,000 TON	12.60	176,400.00
SUNFLOWER					
Seed	1,100	800	8,800 CWT	7.00	61,600.00
VOLUNTEER					
Hay	20,000	1 $\frac{1}{4}$	25,000 TON	20.00	500,000.00
VETCH SEED	500				40,000.00
WHEAT					
Grain	6,500	1 $\frac{1}{2}$	3,250 TON	75.00	243,750.00
Hay	1,500	1 $\frac{1}{4}$	1,875 TON	22.00	41,250.00
					<u>\$3,338,890.00</u>

<u>CROP</u>	<u>PRODUCTION</u>	<u>UNIT</u>	<u>UNIT VALUE</u>	<u>TOTAL VALUE</u>
APRICOTS				
Canned	1,470	TON	\$ 60.00	\$ 88,200.00
Shipped	6,420	TON	70.00	449,400.00
Dried	300	TON	500.00	150,000.00
Jam & Pulp	120	TON	50.00	6,000.00
CHERRIES				
Barrelled	50	TON	240.00	12,000.00
Fresh and Shipped	400	TON	300.00	120,000.00
FIGS	412	TON	120.00	49,440.00
GRAPES				
Shipped	4,400	TON	60.00	264,000.00
Winery	4,250	TON	35.00	148,750.00
NECTARINES				
Shipped-Local	1,300	TON	75.00	97,500.00
Frozen	25	TON	60.00	1,500.00
PEACHES				
Canned-Cling	593	TON	50.50	29,946.50
Shipped-Cling	145	TON	65.00	9,425.00
Shipped-Free	4,285	TON	65.00	278,525.00
Frozen-Free	738	TON	45.00	33,210.00
Dried-Free	352	TON	200.00	70,400.00
PEARS				
Canned-Bart.	7,721	TON	67.50	521,167.00
Shipped-Bart.	3,240	TON	70.00	226,800.00
Processed	770	TON	50.00	38,500.00
Dried "	156	TON	290.00	45,240.00
Canned-Hardy	484	TON	67.50	32,670.00
Shipped-Hardy	517	TON	70.00	36,190.00
PRUNES	300	TON	153.00	45,900.00
ALMONDS	2,000	TON	600.00	1,200,000.00
WALNUTS	4,364 ^a	TON	500.00	2,182,000.00
Blows and Culls				84,214.96
				<u>\$6,220,978.46</u>



1948


Calif - Contra Costa Co.

c.1

AGRICULTURAL REPORT

CONTRA COSTA COUNTY

1948



UNIVERSITY OF CALIFORNIA
LIBRARY
COLLEGE OF AGRICULTURE
DAVIS

Honorable Board of Supervisors of Contra Costa County and A. A. Brock, Director,
California State Department of Agriculture.

Gentlemen:

The following crop report was prepared by my office in accordance with the provisions of Section 65.5 of the Agricultural Code of the State of California.

The report covers estimated acreage, production and value of the agricultural products of Contra Costa County for the year of 1948.

As nearly as possible, the figures represent payments to growers, but do not include COST OF PRODUCTION.

Respectfully submitted,

V. G. STEVENS
Agricultural Commissioner

The Agricultural Commissioner wishes to thank the following persons, Firms, Associations, and Departments, who so kindly cooperated in making this report possible:

United States Department of Agriculture - Agricultural Marketing
Service and Bureau of Agricultural Economics
California Department of Agriculture - Bureau of Agriculture
Statistics and Division of Animal Industry
Mr. K. B. Jones, California Packing Corporation
Mr. W. G. Norris, H. P. Garin Company
Mr. Frank Rose, Rosenberg Bros. and Company
Mr. J. E. Digardi, Contra Costa County Dry Wine Grape Growers
Protective Association
Mr. Joseph Lawrence, Stock Buyer and Rancher
Contra Costa Walnut Growers Association

BOARD OF SUPERVISORS

Hon. W. J. Buchanan, 4th District, Chairman of the Board

S. S. Ripley, 1st District

R. S. Taylor, 3rd District

H. L. Cummings, 2nd District

J. Frederickson, 5th District

W. T. Paasch, County Clerk and Clerk of the Board

ANIMAL PRODUCTION

All Cattle and Calves	38,000
Milk Cows and 2 year old Heifers	3,900
Beef Cattle, all ages	15,000
Horses	2,200
Mules	40
Hogs	4,500
Sheep and Lambs	19,000

SHEEP AND LAMBS

Lambs	9,000	@ \$20.40 ea.	\$183,600.00
Sheep	1,000	@ 10.50 ea.	10,500.00
Wool	100,000 lbs.	@ .48 lb.	48,000.00

HOGS

Shipped and Slaughtered	1,500	@ 50.00 ea.	75,000.00
-------------------------	-------	-------------	-----------

COWS AND STAGS

Veal	1,000	@ 170.00 ea.	170,000.00
------	-------	--------------	------------

STEERS

Shipped and Slaughtered	4,900	@ 200.00 ea.	980,000.00
-------------------------	-------	--------------	------------

DAIRY PRODUCTS

837,450.00

CHICKENS

Live Poultry	141,000 lbs.	@ .42 lb.	59,220.00
Eggs	91,420 doz.	@ .55 doz.	50,281.00

SQUABS, RABBITS, DUCKS, GEESE

37,000.00

TURKEYS

75,000 lbs. @ .50 lb 37,500.00

HATCHERIES

22,000.00

MISCELLANEOUS

Honey	65,000 lbs.	@ .10 lb.	6,500.00
Nursery stock			700,000.00
Cut flowers, grown trees, bulbs, shrubs, etc.			

Total \$3,289,051.00

FRUIT, NUT AND VINE ACREAGE FOR 1948

	<u>BEARING</u>	<u>NON-BEARING</u>
ALMONDS	6,834	702
APPLES	113	0
APRICOTS	3,997	313
CHERRIES	154	73
FIGS (Kadota)	82	0
NECTARINES	266	3
OLIVES	28	0
PEACHES (Cling)	155	1
(Free)	1,064	216
PRUNES - PLUMS	873	0
PEARS	2,759	14
WALNUTS	10,874	322
WINE GRAPES	5,658	37

BEARING ACRES OF TREES AND VINES - PULLED OUT 1948-49

Apricots	626
Cherries	4
Grapes (Wine)	159
Nectarines	17½
Peaches	43½
Prunes	25

TRUCK CROPS - 1948
CONTRA COSTA COUNTY

<u>CROP</u>	<u>Harvested Acres</u>	<u>Yield</u>	<u>Prod.</u>	<u>Average Price</u>	<u>Value</u>	<u>Unit</u>
Asparagus	6,130	.99	6,069	\$183.78	\$1,115,261	Ton
Broccoli	50	125	6,250	3.95	24,688	Crate
Cabbage	50	8.0	400	30.00	12,000	Ton
Cantaloups	300	100	30,000	2.80	84,000	Crate
Celery	250	500	125,000	2.40	300,000	Crate
Garlic	20	50	1,000	18.00	18,000	Cwt.
Honeydews	575	370	212,750	1.75	372,312	Flat
Lettuce	50	200	10,000	2.65	26,500	Crate
Onions	150	525	78,750	1.30	102,375	50# bag
Strawberries	15				50,000	
Tomatoes, Market	1,100	400	440,000	2.10	924,000	Lug
Tomatoes, Canning	1,504	6	2,900 6,168	29.00 25.00	84,100 <u>154,200</u>	Ton Ton
				Total	\$3,267,536	

<u>CROP</u>	<u>ACRES</u>	<u>PROD.</u>	<u>TOTAL UNIT</u>	<u>PER UNIT</u>	<u>TOTAL</u>
ALFALFA					
Hay	4,350	4	17,400 TON	\$ 25.00	\$ 435,000.00
Seed	400	750	300,000 LBS.	.18	54,000.00
BARLEY					
Grain	17,500	17	331,500 CWT.	2.75	911,625.00
Hay	2,000	1½	3,000 TON	22.00	66,000.00
BEANS					
Red Kidney	632	15	9,664 CWT.	9.75	94,224.00
Baby Limas	85	15	1,275 CWT.	8.40	10,710.00
Pinks	100	15	1,500 CWT.	8.40	12,600.00
CORN					
Field	1,500	1¼	1,875 TON	60.00	112,500.00
Sweet	500	50	25,000 CRATE	1.50	37,500.00
GRAIN					
Sorghums	1,000	4/5	800 TON	52.00	41,600.00
OATS					
Grain	2,500	½	1,250 TON	57.00	71,250.00
Hay	1,200	1½	1,800 TON	22.00	39,600.00
POTATOES	400	240	96,000 SACKS	2.25	216,000.00
RICE	250	10	2,500 SACKS	4.65	11,625.00
SUGAR BEETS	1,000	14	14,000 TON	12.00	168,000.00
SUNFLOWER SEED	1,000	800	6,000 CWT.	9.00	72,000.00
VOLUNTEER HAY	20,000	1¼	25,000 TON	20.00	500,000.00
VETCH SEED	500				40,000.00
WHEAT					
Grain	6,500	½	3,250 TON	70.00	227,500.00
Hay	1,500	1¼	1,875 TON	22.00	41,250.00
				Total	\$3,162,984.00

<u>CROP</u>	<u>PRODUCTION</u>	<u>UNIT</u>	<u>UNIT VALUE</u>	<u>TOTAL VALUE</u>
APRICOTS				
Canned	7,125	TON	\$ 50.00	\$ 356,250.00
Shipped	3,611	TON	55.00	234,715.00
Dried	143	TON	440.00	62,920.00
Jam & Pulp	250	TON	40.00	10,000.00
CHERRIES				
Barrelled	50	TON	280.00	14,000.00
Fresh and Shipped	400	TON	400.00	160,000.00
FIGS				
	412	TON	120.00	49,440.00
GRAPES				
Shipped	4,400	TON	50.00	220,000.00
Winery	4,250	TON	35.00	148,750.00
NECTARINES				
Shipped-Local	1,000	TON	65.00	65,000.00
Frozen	25	TON	55.00	1,375.00
PEACHES				
Canned-Cling	450	TON	65.00	29,250.00
Shipped-Cling	126	TON	65.00	8,190.00
Shipped-Free	2,097	TON	65.00	136,305.00
Canned-Free	300	TON	55.00	16,500.00
Dried-Free	33	TON	340.00	11,220.00
PEARS				
Canned-Bart.	9,108	TON	115.00	1,047,420.00
Shipped-Bart.	345	TON	117.00	40,365.00
Processed	259	TON	115.00	29,785.00
Dried-Bart.	194	TON	360.00	69,840.00
Canned-Hardy	330	TON	115.00	37,950.00
Shipped-Hardy	75	TON	120.00	9,000.00
Dried-Hardy	1	TON	360.00	360.00
Baby Food-Hardy	25	TON	115.00	2,875.00
PRUNES				
	250	TON	180.00	45,000.00
ALMONDS				
	2,700	TON	500.00	1,350,000.00
WALNUTS				
Blows and Culls	5,196	TON	500.00	2,598,000.00
				89,700.00
Total				\$6,844,210.00

Three vertical black bars of varying widths are positioned on the left side of the page. The bars are solid black and extend from near the top to near the bottom of the page. The middle bar is the widest, flanked by two narrower bars.

1949

Calif.

Contra Costa Co.

1949

AGRICULTURAL

REPORT

CONTRA COSTA
COUNTY

1949

UNIVERSITY OF CALIFORNIA
LIBRARY
COLLEGE OF AGRICULTURE
DAVIS

Honorable Board of Supervisors of Contra Costa County and A. A. Brock,
Director, California State Department of Agriculture.

Dear Sirs:

The following crop report was prepared by my office in accordance with the provisions of Section 65.5 of the Agricultural Code of the State of California.

The report covers estimated acreage, production and value of the agricultural products of Contra Costa County for the year of 1949.

As nearly as possible, the figures represent payments to growers, but do not include COST OF PRODUCTION.

Respectfully submitted,

V. G. Stevens
Agricultural Commissioner

The Agricultural Commissioner wishes to thank the following persons, Firms, Associations, and Departments, who so kindly cooperated in making this report possible:

United States Department of Agriculture-Agricultural Marketing Service and Bureau of Agricultural Economics
California Department of Agriculture-Bureau of Agricultural Statistics and Division of Animal Industry
Mr. K. B. Jones, California Packing Corporation
Mr. W. G. Norris, H. P. Garin Company
Mr. Frank Rose, Rosenberg Bros. and Company
Mr. J. E. Digardi, Contra Costa County Dry Wine Grape Growers Protective Association
Mr. Joseph Lawrence, Stock Buyer and Rancher
Contra Costa Walnut Growers Association
Mimeographed by Contra Costa County Development Association

BOARD OF SUPERVISORS

Hon. W. J. Buchanan, 4th District, Chairman of the Board
S. S. Ripley, 1st District R. S. Taylor, 3rd District
H. L. Cummings, 2nd District J. Frederickson, 5th District

W. T. Paasch, County Clerk
and Clerk of the Board

FRUIT, NUT AND VINE ACREAGE FOR 1949

	<u>BEARING</u>	<u>NON BEARING</u>
ALMONDS	6,834	702
APPLES	113	0
APRICOTS	3,997	313
CHERRIES	154	73
FIGS (Kadota)	82	0
NECTARINES	266	3
OLIVES	28	0
PEACHES (Cling)	155	1
(Free)	1,064	216
PRUNES - PLUMS	873	0
PEARS	2,759	14
WALNUTS	10,874	322
WINE GRAPES	5,000	37

BEARING ACRES OF TREES AND VINES--PULLED OUT

1948-49

Apricots	626
Cherries	4
Grapes (Wine)	159
Nectarines	17½
Peaches	43½
Prunes	25

ANIMAL PRODUCTION

All Cattle and Calves	38,000
Milk Cows and 2 year old Heifers	3,900
Beef Cattle, all ages	15,000
Horses	2,200
Mules	40
Hogs	4,500
Sheep and Lambs	19,000

<u>SHEEP AND LAMBS</u>				
Lambs	9,000	@	\$ 17.60 ea.	\$158,400.00
Sheep	1,000	@	10.50 ea.	10,500.00
Wool	100,000 lbs.	@	.42 lb.	42,000.00
<u>HOGS</u>				
Shipped and Slaughtered	2,900	@	40.00 ea.	116,000.00
<u>COWS AND STAGS</u>				
	1,000	@	145.00 ea.	145,000.00
Veal	1,200	@	55.00 ea.	66,000.00
<u>STEERS</u>				
Shipped and Slaughtered	5,200	@	180.00 ea.	936,000.00
<u>DAIRY PRODUCTS</u>				837,450.00
<u>CHICKENS</u>				
Fryers	248,400 lbs.	@	1.00 lb.	248,400.00
Hens	17,000 lbs.	@	1.00 lb.	17,000.00
Eggs	665,037 doz.	@	.46 doz.	305,917.02
<u>SQUABS</u>				10,530.00
<u>RABBITS, DUCKS, GEESE</u>				10,000.00
TURKEYS	17,300	@	6.40 ea.	110,720.00
<u>HATCHERIES</u>				10,000.00
<u>MISCELLANEOUS</u>				
Honey	65,000 lbs.	@	.07 lb.	4,550.00
Nursery Stock				
Cut flowers, grown trees, bulbs, shrubs, etc.				700,000.00
				<u>\$3,728,467.02</u>


TRUCK CROPS 1949

CONTRA COSTA COUNTY

<u>CROP</u>	<u>Harvested Acres</u>	<u>Yield</u>	<u>Prod.</u>	<u>UNIT</u>	<u>Average Price-Unit</u>	<u>Value</u>
ASPARAGUS	6,130	.99	6,069	TON	\$178.00	\$ 1,080,282.00
BROCCOLI	50	125	6,250	CRATE	1.35	8,437.00
CABBAGE	50	8.0	400	TON	40.00	16,000.00
CANTALOUPS	300	100	30,000	CRATE	2.00	60,000.00
CELERY	250	500	125,000	CRATE	1.75	219,750.00
GARLIC	20	50	1,000	CWT.	15.00	15,000.00
HONEYDEWS	575	370	212,750	FLAT	1.75	372,312.00
LETTUCE	50	200	10,000	CRATE	1.50	15,000.00
ONIONS	150	525	78,750	50# Bag	.90	70,875.00
STRAWBERRIES	15					50,000.00
TOMATOES						
Canning	950		6,650	TON	22.50	149,625.00
Shipping						
(Converted to						
Canning)	175		1,225	TON	22.50	27,562.00
Shipping			706,300	LUG	2.28	1,610,364.00
						<hr/>
						\$ 3,695,207.00

<u>CROP</u>	<u>ACRES</u>	<u>PROD.</u>	<u>TOTAL UNIT</u>	<u>PER UNIT</u>	<u>TOTAL</u>
ALFALFA					
Hay	4,350	4	17,400 TON	\$ 25.00	\$400,200.00
Seed	400	750	300,000 LBS.	.25	75,000.00
BARLEY					
Grain	17,500	17	331,500 CWT.	2.30	762,450.00
Hay	2,000	1 $\frac{1}{2}$	3,000 (Approx.) TON	22.00	66,000.00
BEANS					
Dry Cert.	948	15	14,200 CWT.	9.25	131,350.00
CORN					
Field	1,500	1 $\frac{1}{4}$	1,875 TON	50.00	83,750.00
Sweet	500	50	25,000 GRATE	2.00	50,000.00
GRAIN					
Sorghums	1,000	4/5	800 TON	49.00	39,200.00
OATS					
Grain	2,500	1 $\frac{1}{2}$	1,250 TON	57.00	71,250.00
Hay	1,200	1 $\frac{1}{2}$	1,800 TON	22.00	39,600.00
POTATOES	646	240	185,040 SKS.	2.05	379,332.00
RICE	250		Not Harvested		
SUGAR BEETS	400	14	5,600 TON	12.67	70,952.00
SUNFLOWER SEED	1,000	900	9,000 CWT.	7.00	63,000.00
VOLUNTEER HAY	20,000	1 $\frac{1}{4}$	25,000 TON	20.00	500,000.00
VETCH SEED	500				40,000.00
CLOVER	360		ACRE	45.00	16,200.00
WHEAT					
Grain	4,310	1 $\frac{1}{2}$	2,155 TON	68.00	146,540.00
Hay	1,500	1 $\frac{1}{4}$	1,875 TON	22.00	41,250.00
					<u>\$2,976,074.00</u>

<u>CROP</u>	<u>PRODUCTION</u>	<u>UNIT</u>	<u>UNIT VALUE</u>	<u>TOTAL VALUE</u>
APRICOTS				
Canned	2,069	TON	\$ 45.00	\$ 93,105.00
Shipped	4,972	TON	67.00	333,124.00
Dried	336	TON	40.00	14,784.00
Concentrate	1,036	TON	40.00	41,440.00
CHERRIES				
Barrelled	50	TON	150.00	7,500.00
Fresh and Shipped	400	TON	240.00	96,000.00
FIGS				
Canned	40	TON	80.00	3,200.00
Shipped	225	TON	140.00	31,500.00
GRAPES				
Shipped Winery	3,345	TON	F.O.B. 80.00	267,600.00
	2,000	TON	35.00	70,000.00
NECTARINES				
Shipped-Local	1,000	TON	87.50	87,500.00
PEACHES				
Canned-Cling	345	TON	40.00	13,800.00
Shipped-Cling	88	TON	60.00	5,280.00
Shipped-Free	3,062	TON	60.00	183,720.00
Canned-Free	135	TON	35.00	4,725.00
Dried-Free	870 Green	TON	41.00	35,670.00
PEARS				
Canned-Bartlett	5,842	TON	29.00	169,418.00
Shipped "	3,412	TON	69.00	235,428.00
Dried "	70	TON	Dried 260.00	18,200.00
Canned-Hardy	407	TON	25.00	9,361.00
Shipped "	260	TON	69.00	17,940.00
Baby Food	639	TON	22.00	14,058.00
Wasted	1,600	TON		
PRUNES				
	200	TON	160.00	32,000.00
ALMONDS				
	2,900	TON	300.00	870,000.00
WALNUTS				
	5,715	TON	360.00	2,057,400.00
Culls	605	TON	180.00	108,900.00
				\$ 4,954,709.00



1950

Coy
Santa Clara Co.
1950

01

C
O
N
T
R
A
C
T
S
A
C
T
O
R
S

ANNUAL
AGRICULTURAL
REPORT

UNIVERSITY OF CALIFORNIA
LIBRARY
COLLEGE OF AGRICULTURE
DAVIS

1950

Honorable Board of Supervisors of Contra Costa County and Mr. A. A. Brock,
Director, California State Department of Agriculture.

Dear Sirs:

The following crop report was prepared by my office in accordance with the provisions of Section 65.5 of the Agricultural Code of the State of California.

The report covers estimated acreage, production and value of the Agricultural products of Contra Costa County for the year of 1950.

As nearly as possible, the figures represent payments to growers, but do not include COST OF PRODUCTION.

Respectfully submitted,

V. G. Stevens

V. G. STEVENS
Agricultural Commissioner

The Agricultural Commissioner wishes to thank the following persons, Firms, Associations, and Departments, who so kindly cooperated in making this report possible:

United States Department of Agriculture—Agricultural
Marketing Service and Bureau of Agricultural Economics
California Department of Agriculture—Bureau of Agricult-
ural Statistics and Division of Animal Industry
Mr. K. B. Jones, California Packing Corporation
Mr. W. G. Norris, The H. P. Garin Company
Mr. Frank Rose, Rosenberg Bros, and Company
Mr. J. E. Digardi, Contra Costa County Dry Wine Grape
Growers Protective Association
Contra Costa Walnut Growers Association
Mr. Joseph Lawrence, Mr. Podva, Peter Ginochio, Linus
Claeys, Burroughs Brothers.

BOARD OF SUPERVISORS

Hon. H. L. Cummings, 2nd. District, Chairman of the Board
A. Goyak, 1st. District
W. G. Buchanan, 4th. District
R. S. Taylor 3rd. District
J. Frederickson, 5th. District
W. T. Passch, County Clerk

FRUIT, NUT AND VINE ACREAGE FOR 1950

	<u>BEARING ACRES</u>	<u>NON BEARING ACRES</u>
1. ALMONDS	7,445	1,362
2. APPLES	32	
3. APRICOTS	2,938	386
4. CHERRIES	138	58
5. FIGS (Kadota)	56	
6. NECTARINES	155	10
7. OLIVES	27	
8. PEACHES (Cling)	125	23
(Free)	638	283
9. PRUNES	181	
10. PEARS (Bartlett)	1,917	38
(Others)	208	
11. PLUMS	106	56
12. PECANS	2	
13. QUINCES	2	
14. WINE GRAPES	3,487	110
15. WALNUTS (Concord)	6,302	585
(Eureka)	2,468	558
(Franquette)	763	388
(Hartley)	7	55
(Mayette)	105	
(Payne)	3,107	262
(Placenta)	8	
(Miscellaneous)	287	35
	<u>13,047</u>	<u>1,883</u>
16. BLACK WALNUTS	88	

ANIMAL PRODUCTION

SHEET AND LAMBS

Wool	9,100	@	\$22.00 ea.	\$200,200.00
	54,000 lbs.	@	.51 lb.	27,540.00

HOGS

Shipped and Slaughtered	3,200	@	44.00 ea.	140,800.00
-------------------------	-------	---	-----------	------------

ALL CATTLE SOLD

	18,910	@	207.00 ea.	4,103,470.00
--	--------	---	------------	--------------

DAIRY PRODUCTS

Milk Cows	6,500			
Butter Fat-each	300 lbs.	@	1.00 lb.	1,950,000.00

CHICKENS

Fryers	227,900 lbs.	@	.29 lb.	66,091.00
Hens	16,500 lbs.	@	.27 lb.	4,455.00
Eggs	655,000 doz.	@	.50 doz.	327,500.00

SQUABS

10,530.00

RABBITS, DUCKS, GEESE

10,000.00

TURKEYS

	18,200	@	6.40	116,480.00
--	--------	---	------	------------

HATCHERIES

10,000.00

MISCELLANEOUS

Honey	60,000 lbs.	@	.09 lb.	5,400.00
-------	-------------	---	---------	----------

Nursery Stock	690,000 sq. ft. glass			
Cut flowers, grown trees, bulbs, shrubs, bedding plants				


850,000.00
\$7,827,866.00

TRUCK CROPS 1950

<u>CROP</u>	<u>Harvested Acres</u>	<u>Yield</u>	<u>Prod.</u>	<u>UNIT</u>	<u>Average Price-Unit</u>	<u>VALUE</u>
ASPARAGUS	6,130	.99	6,069	TON	\$200.00	\$1,213,800.00
CARROTS	50	10	500	TON	45.00	22,500.00
CABBAGE	50	250	12,500	CRATE	1.70	21,250.00
CELERY	250	500	125,000	CRATE	2.75	343,750.00
GARLIC	20	50	1,000	CWT.	9.00	9,000.00
HONEYDEWS	350		213,360	CRATE	1.60	341,376.00
LETTUCE	50	200	10,000	CRATE	1.25	12,500.00
ONIONS	150	525	78,750	50# BAG	.75	59,062.00
PEPPERS						
Italian	14		30	TON	160.00	4,800.00
Chili	6		30	TON	200.00	6,000.00
SQUASH	5		40	TON	20.00	800.00
TOMATOES						
Canning	1,062	9.39	9,970	TON	23.00	229,310.00
Shipping			1,262	CAR LOADS		1,968,720.00
STRAWBERRIES	15					50,000.00
						<u>\$4,282,868.00</u>

<u>CROP</u>	<u>ACRES</u>	<u>PROD.</u>	<u>TOTAL</u>	<u>UNIT</u>	<u>PER UNIT</u>	<u>TOTAL</u>
ALFALFA						
Hay	4,350	4	17,400	TON	\$20.00	\$348,000.00
Seed	400	750	300,000	LBS.	.20	60,000.00
BARLEY						
Grain	15,500	17	263,500	CWT.	2.25	592,875.00
Hay	2,000	1½	3,000	TON	17.50	52,500.00
BEANS						
Dry Cert.	793	15	11,895	CWT.	15.00	178,425.00
CORN						
Field	600	1¼	750	TON	60.00	45,000.00
Sweet	500	50	25,000	GRATE	1.80	45,000.00
GRAIN						
Sorghums	1,000	4/5	800	TON	48.00	38,400.00
OATS						
Grain	2,500	½	1,250	TON	47.00	58,750.00
Hay	1,200	1½	1,800	TON	17.50	31,500.00
POTATOES						
	516	240	123,840	SKS.	1.85	229,104.00
SUGAR BEETS						
	674	14	9,436	TON	12.00	113,232.00
SUNFLOWER SEED						
	1,000	900	9,000	CWT.	7.00	63,000.00
VOLUNTEER HAY						
	20,000	1¼	25,000	TON	15.00	375,000.00
VETCH SEED						
	500					40,000.00
CLOVER				ACRE	45.00	16,200.00
	360					
WHEAT						
Grain	3,348	½	1,674	TON	66.00	110,484.00
Hay	1,500	1¼	1,875	TON	17.50	32,812.50
						<hr/> \$2,430,282.50

<u>CROP</u>	<u>PRODUCTION</u>	<u>UNIT</u>	<u>UNIT VALUE</u>	<u>TOTAL VALUE</u>
APRICOTS				
Canned	2,585	TON	\$ 65.00	\$ 168,025.00
Shipped	4,972	TON	75.00	372,800.00
Dried	266	TON	630.00	167,580.00
By Products	2,990	TON	65.00	194,350.00
CHERRIES				
Royal Ann	38	TON	220.00	8,360.00
Others	300	TON	220.00	66,000.00
FIGS				
Canned	117	TON	130.00	15,210.00
Shipped	113	TON	145.00	16,385.00
GRAPES				
Shipped)				
Winery)	5,000	TON	83.00	415,000.00
NECTARINES				
Shipped-Local	300	PKG-46,500	2.00	93,000.00
PEACHES				
Canned-Cling	323	TON	60.00	19,560.00
Shipped-Cling	67	TON	65.00	4,355.00
Shipped-Free	3,335	TON	75.00	250,125.00
By Products	125	TON	50.00	6,250.00
Dried-Free	158		460.00	72,680.00
PEARS				
Canned-Bartlett	7,193	TON	70.00	503,510.00
Shipped- "	2,216	TON	75.00	166,200.00
Dried- "	66	TON Dried	440.00	29,040.00
By Products	1,794	TON	50.00	89,700.00
Canned-Hardy	365	TON	70.00	25,550.00
Shipped- "	40	TON	75.00	3,000.00
Dried- "	40	TON	440.00	17,600.00
PRUNES				
	163	TON	245.00	39,935.00
ALMONDS				
	3,012	TON	520.00	1,566,240.00
WALNUTS				
Commercial	5,514	TON	520.00	2,867,280.00
Culls	1,375	TON	200.00	275,000.00
				<u>\$7,452,835.00</u>



1951

C
O
N
T
R
A
C
O
S
T
A
C
O
U
N
T
Y

annual
agricultural
report

UNIVERSITY OF CALIFORNIA
LIBRARY
COLLEGE OF AGRICULTURE
DAVIS

1951

Honorable Board of Supervisors of Contra Costa County and Mr. A. A. Brock, Director,
California State Department of Agriculture.

Dear Sirs:

The following crop report was prepared by my office in accordance with
the provisions of Section 65.5 of the Agricultural Code of the State of California.

The report covers estimated acreage, production and value of the
Agricultural products of Contra Costa County for the year 1951.

As nearly as possible, the figures represent payment to growers, but
do not include COST OF PRODUCTION.

Respectfully submitted,

V. G. Stevens

V. G. Stevens
Agricultural Commissioner

The Agricultural Commissioner wishes to thank the following persons, Firms,
Associations, and Departments, who so kindly cooperated in making this report
possible:

Mr. K. B. Jones, California Packing Corporation
Mr. W. G. Norris, The H. P. Garin Company
Mr. Frank Rose, Rosenberg Brothers and Company
Mr. J. E. Digardi, Contra Costa County Dry Wine
Grape Growers Protective Association
Contra Costa Walnut Growers Association
Mr. Joseph Lawrence, Mr. Podva, Peter Ginochio,
Linus Claeys, Burroughs Bros.

BOARD OF SUPERVISORS

Hon. H. L. Cummings, 2nd District,	Chairman of the Board
I. T. Goyak, 1st. District	R. S. Taylor, 3rd District
W. G. Buchanan, 4th District	J. Frederickson, 5th District

W. T. Paasch, County Clerk

FRUIT, NUT AND VINE ACREAGE FOR 1951

	<u>BEARING ACRES</u>	<u>NON-BEARING ACRES</u>
1. ALMONDS	7,445	1,362
2. APPLES	32	
3. APRICOTS	2,938	386
4. CHERRIES	138	58
5. FIGS (Kadota)	56	
6. NECTARINES	155	10
7. OLIVES	27	
8. PEACHES (Cling)	125	23
(Free)	638	283
9. PRUNES	181	
10. PEARS (Bartlett)	1,917	38
(Others)	208	
11. PLUMS	106	56
12. PECANS	2	
13. QUINCES	2	
14. WINE GRAPES	3,487	110
15. WALNUTS (Concord)	6,302	585
(Eureka)	2,468	558
(Franquette)	763	388
(Hartley)	7	55
(Mayette)	105	
(Payne)	3,107	262
(Placenta)	8	
(Miscellaneous)	287	35
	<hr/>	
16. BLACK WALNUTS	88	

ANIMAL PRODUCTION

SHEEP AND LAMBS

	9,780	@	\$ 25.00 ea.	\$ 244,500.00
Wool	51,000 lbs.	@	.85 lb.	43,350.00

HOGS

Shipped and Slaughtered	3,720	@	30.00 ea.	111,600.00
-------------------------	-------	---	-----------	------------

ALL CATTLE SOLD

	19,117	@	235.00 ea.	4,492,495.00
--	--------	---	------------	--------------

DAIRY PRODUCTS

Milk Cows	6,500	@	1.22 lb.	2,379,000.00
Butter Fat-each	300 lbs.			

CHICKENS

Fryers	231,650 lbs.	@	.29 lb.	67,178.50
Hens	17,350 lbs.	@	.27 lb.	4,337.50
Eggs	653,000 doz.	@	.51 doz.	333,030.00

SQUABS

10,530.00

RABBITS, DUCKS, GEESE

10,000.00

TURKEYS

	18,790	@	6.40	120,256.00
--	--------	---	------	------------

HATCHERIES

10,000.00

MISCELLANEOUS


Honey	55,000 lbs.	@	.09 lb.	4,950.00
Nursery Stock	1,067,960 sq. ft. glass			\$ 1,000,000.00
Cut flowers, grown trees, bulbs, shrubs, bedding plants				850,000.00

<u>CROP</u>	<u>PRODUCTION</u>	<u>UNIT</u>	<u>UNIT VALUE</u>	<u>TOTAL VALUE</u>
APRICOTS				
Canned	2,410	TON	\$ 105.00	\$ 253,050.00
Shipped	3,493	TON	115.00	401,695.00
Dried	235	TON	675.00	158,625.00
Concentrate	2,100	TON	95.00	189,000.00
CHERRIES				
Royal Ann	34	TON	300.00	10,200.00
Others	100	TON	300.00	30,000.00
FIGS				
Canned	110	TON	145.00	15,950.00
Shipped	80	TON	150.00	12,000.00
GRAPES				
Shipped	4,256	TON	65.00	276,640.00
Winery	1,000	TON	35.00	35,000.00
NECTARINES				
Shipped-Local	300	PKG-46,500	2.50	116,250.00
PEACHES				
Canned-Cling	426	TON	77.50	33,015.00
Shipped-Cling	110		77.50	8,525.00
Shipped-Free	3,002	TON	78.00	234,156.00
Dried-Free	258		320.00	82,560.00
Canned-Free	360	TON	65.00	23,400.00
PEARS				
Canned-Bartlett	10,668	TON	96.00	1,024,128.00
Shipped-Bartlett	931	TON	100.00	93,100.00
Dried-Bartlett	100	TON	350.00	35,000.00
By Products	725	TON	50.00	36,250.00
Canned-Hardy	848	TON	90.00	76,320.00
Shipped-Hardy	45	TON	90.00	4,050.00
Dried-Hardy	13	TON	360.00	4,680.00
Others	365	TON	90.00	32,850.00
PRUNES				
	110	TON	165.00	18,150.00
PLUMS				
	87	TON	100.00	8,700.00
ALMONDS				
	3,722	TON	480.00	1,786,560.00
WALNUTS				
Commercial	5,624	TON	520.00	2,924,480.00
Culls	743	TON	200.00	148,600.00

TRUCK CROPS 1951

<u>CROP</u>	<u>Harvested Acres</u>	<u>Yield</u>	<u>Prod.</u>	<u>UNIT</u>	<u>Average Price-Unit</u>	<u>VALUE</u>
ASPARAGUS	6,130	.99	6,069	TON	\$ 244.00	\$ 1,480,836.00
CARROTS	50	10	500	TON	75.00	37,500.00
CABBAGE	50	250	12,500	GRATE	1.60	20,000.00
CELERY	250	500	120,726	GRATE	2.60	313,887.60
CAULIFLOWER	5	320	1,600	GRATE	1.55	2,480.00
GARLIC	20	50	1,000	CWT.	10.00	10,000.00
HONEYDEWS	270		140,000	GRATE	1.90	266,000.00
LETTUCE	150	200	30,000	GRATE	2.50	75,000.00
ONIONS	150	525	78,750	50# BAG	1.35	106,312.00
PEPPERS						
Italian	14		30	TON	160.00	4,800.00
Chili	6		30	TON	200.00	6,000.00
SQUASH	5		40	TON	20.00	800.00
TOMATOES						
Canning	2,816		27,254	TON	30.00	817,620.00
Shipping			1,176	CARS	1,625.00	1,911,000.00
STRAWBERRIES	15					50,000.00

<u>CROP</u>	<u>ACRES</u>	<u>PROD.</u>	<u>TOTAL</u>	<u>UNIT</u>	<u>PER UNIT</u>	<u>TOTAL</u>
ALFALFA						
Hay	4,350	4	17,400	TON	\$ 27.00	\$ 469,800.00
Seed	400	750	300,000	LBS.	.26	78,000.00
BARLEY						
Grain	10,000	17	170,000	CWT.	3.10	527,000.00
Hay	7,500	1 $\frac{1}{2}$	11,250	TON	23.00	258,750.00
BEANS						
Cert.	700	15	10,500	CWT.	15.00	157,500.00
CORN						
Field	600	1 $\frac{1}{4}$	750	TON	75.00	56,250.00
Sweet	500	50	25,000	CRATE	2.00	50,000.00
GRAIN						
Sorghums	500	4/5	400	TON	65.00	26,000.00
OATS						
Grain	2,500	1 $\frac{1}{2}$	1,250	TON	58.00	72,500.00
Hay	1,200	1 $\frac{1}{2}$	1,800	TON	23.00	41,400.00
POTATOES						
	516	240	123,840	SKS.	2.35	291,024.00
SUGAR BEETS						
	674	14	9,436	TON	12.90	121,724.00
SUNFLOWER SEED						
	1,000	900	9,000	CWT.	9.00	81,000.00
VOLUNTEER HAY						
	20,000	1 $\frac{1}{4}$	25,000	TON	22.00	550,000.00
CLOVER						
	700			ACRE	45.00	31,500.00
WHEAT						
Grain	3,348	1 $\frac{1}{2}$	1,674	TON	72.00	120,528.00
Hay	1,500	1 $\frac{1}{4}$	1,875	TON	23.00	43,125.00



1952

Centre Costa Co.
1952

C
O
N
T
R
A
C
T
A
G
R
I
C
U
L
T
U
R
A
L
C
O
U
N
T
Y

annual
agricultural
report

1952

Honorable Board of Supervisors of Contra Costa County and Mr. A. A. Brock,
Director, California State Department of Agriculture.

Dear Sirs:

The following crop report was prepared by my office in accordance with
the provisions of Section 65.5 of the Agricultural Code of the State of California.

The report covers estimated acreage, production and value of the
Agricultural products of Contra Costa County for the year 1952.

As nearly as possible, the figures represent payment to growers, but do
not include COST OF PRODUCTION.

Respectfully submitted,

V. G. Stevens

V. G. Stevens,
Agricultural Commissioner

The Agricultural Commissioner wishes to thank the following persons, Firms,
Associations, and Departments, who so kindly cooperated in making this report
possible:

Mr. K. B. Jones, California Packing Corporation
Mr. W. G. Norris, The H. P. Garin Company
Mr. Frank Rose, Rosenberg Brothers and Company
Mr. J. E. Digardi, Contra Costa County Dry
Wine Grape Growers Protective Association
Contra Costa Walnut Growers Association
Mr. Joseph Lawrence, Mr. Podva, Peter Ginochio,
Linus Claeys, Burroughs Bros.

BOARD OF SUPERVISORS

Hon. H. L. Cummings, 2nd. District, Chairman of the Board
I. T. Goyak, 1st. District
R. S. Taylor, 3rd. District
J. Frederickson, 5th. District

W. T. Paasch, County Clerk

Honorable Board of Supervisors of Contra Costa County and Mr. A. A. Brock,
Director, California State Department of Agriculture.

Dear Sirs:

The following crop report was prepared by my office in accordance with
the provisions of Section 65. 5 of the Agricultural Code of the State of California.

The report covers estimated acreage, production and value of the
Agricultural products of Contra Costa County for the year 1952.

As nearly as possible, the figures represent payment to growers, but do
not include COST OF PRODUCTION.

Respectfully submitted,

V. G. Stevens

V. G. Stevens,
Agricultural Commissioner

The Agricultural Commissioner wishes to thank the following persons, Firms,
Associations, and Departments, who so kindly cooperated in making this report
possible:

Mr. K. B. Jones, California Packing Corporation
Mr. W. G. Norris, The H. P. Garin Company
Mr. Frank Rose, Rosenberg Brothers and Company
Mr. J. E. Digardi, Contra Costa County Dry
Wine Grape Growers Protective Association
Contra Costa Walnut Growers Association
Mr. Joseph Lawrence, Mr. Podva, Peter Ginochio,
Linus Claeys, Burroughs Bros.

BOARD OF SUPERVISORS

Hon. H. L. Cummings, 2nd. District, Chairman of the Board
I. T. Goyak, 1st. District
R. S. Taylor, 3rd. District
J. Frederickson, 5th. District

W. T. Paasch, County Clerk

FRUIT, NUT AND VINE ACREAGE FOR 1952

		Bearing Acres	1,363 Non-Bearing Acres		
1. ALMONDS	7,445				
2. APPLES	32	"	"		
3. APRICOTS	2,938	"	"	386	" " "
4. CHERRIES	138	"	"	58	" " "
5. FIGS (Kadota)	56	"	"		
6. NECTARINES	155	"	"	10	" " "
7. OLIVES	27	"	"		
8. PEACHES (Cling)	125	"	"	23	" " "
(Free)	638	"	"	283	" " "
9. PRUNES	181	"	"		
10. PEARS (Bartlett)	1,917	"	"	38	" " "
(Others)	208	"	"		
11. PLUMS	106	"	"	56	" " "
12. PECANS	2	"	"		
13. QUINCES	2	"	"		
*14. WINE GRAPES	3,487	"	"	110	" " "
15. WALNUTS					
(Concord)	6,302	"	"	585	" " "
(Eureka)	2,468	"	"	558	" " "
(Franquette)	763	"	"	388	" " "
(Hartley)	7	"	"	55	" " "
(Mayette)	105	"	"		
(Payne)	3,107	"	"	262	" " "
(Placenta)	8	"	"		
(Misc.)	287	"	"	35	" " "
16. BLACK WALNUTS	88				
	<u>30,592</u>			<u>4,210</u>	

ANIMAL PRODUCTION

SHEEP AND LAMBS

	9200	@	\$25.00 ea.	\$211,600.00
Wool	51000 lbs.	@	.50 lb.	25,500.00

HOGS

Shipped and Slaughtered	3,450	@	35.00 ea.	120,750.00
-------------------------	-------	---	-----------	------------

ALL CATTLE SOLD

	18,978	@	239.00 ea.	4,535,752.00
--	--------	---	------------	--------------

DAIRY PRODUCTS

Milk Cows	6,500			
Butter Fat	1,950,000 lbs.	@	1.25	2,437,500.00

CHICKENS

Fryers	225,300 lbs.	@	.28 lb.	63,084.00
Hens	17,400 lbs.	@	.25 lb.	4,350.00
Eggs	657,000 doz.	@	.48 doz.	316,360.00

SQUABS

10,530.00

RABBITS, DUCKS, GEESE

10,000.00

TURKEYS

	18,790	@	6.40	120,256.00
--	--------	---	------	------------

HATCHERIES

10,000.00

MISCELLANEOUS

Honey	50,000 lbs.	@	.12 lb.	6,000.00
Nursery Stock	1,067,960 sq. ft.	glass		1,000,000.00
Cut flowers, grown trees, bulbs, shrubs, bedding plants				850,000.00

\$ 9,721,682.00

TRUCK CROPS 1952

<u>CROP</u>	<u>Harvested Acres</u>	<u>Yield</u>	<u>Prod.</u>	<u>UNIT</u>	<u>Average Price-UNIT</u>	<u>VALUE</u>
ASPARAGUS	6,130	.99				
Shipped			1,290	TON	\$266.00	\$ 343,140.00
Processed			4,779	TON	220.00	1,051,380.00
CABBAGE	50	250	12,500	CRATE	1.50	18,750.00
CARROTS	50	10	500	TON	50.00	25,000.00
CELERY	250	500	120,726	CRATE	2.25	271,633.50
CAULIFLOWER	10	320	3,200	CRATE	1.50	4,800.00
CUCUMBERS	30	10	300	TON	48.00	14,400.00
HONEYDEWS			370	CARS	1,000.00	370,000.00
LETTUCE	150	200	30,000	CRATE	2.00	60,000.00
ONIONS	150	525	78,750	50# BAG	1.75	137,812.50
PEPPERS	20		30	TON	75.00	2,250.00
SQUASH	15		120	TON	18.00	2,160.00
TOMATOES						
Canning	2,102		23,122	TON	25.00	578,050.00
Shipping			1,154	CARS	1,625.00	1,875,250.00
STRAWBERRIES	25					62,500.00
						<u>\$ 4,817,126.00</u>

<u>CROP</u>	<u>ACRES</u>	<u>PROD.</u>	<u>TOTAL</u>	<u>UNIT</u>	<u>PER UNIT</u>	<u>TOTAL</u>
ALFALFA						
Hay	4,350	4	17,400	TON	\$32.00	\$556,800.00
Seed	400	750	300,000	LBS.	.38	114,000.00
BARLEY						
Grain	10,000	17	170,000	CWT.	3.10	527,000.00
Hay	7,500	1 1/2	11,250	TON	25.00	281,250.00
BEANS						
Certified	700	15	10,500	CWT.	10.00	105,000.00
CORN						
Field	600	1 1/4	750	TON	70.00	52,500.00
Sweet	400		260,000	DOZ.	.40	104,000.00
CLOVER						
	700			ACRE	60.00	42,000.00
GRAIN						
Sorghums	500	4/5	400	TON	65.00	26,000.00
OATS						
Grain	2,500	1/2	1,250	TON	68.00	85,000.00
Hay	1,200	1 1/2	1,800	TON	25.00	45,000.00
POTATOES						
	250	240	59,400	SKS.	3.75	222,750.00
SUGAR BEETS						
	600	14	8,400	TON	14.00	117,600.00
SUNFLOWER SEED						
	1,000	900	9,000	CWT.	8.50	76,500.00
VOLUNTEER HAY						
	20,000	1 1/4	25,000	TON	22.00	550,000.00
WHEAT						
Grain	3,348	1/2	1,674	TON	75.00	125,550.00
Hay	1,500	1 1/4	1,875	TON	25.00	46,875.00

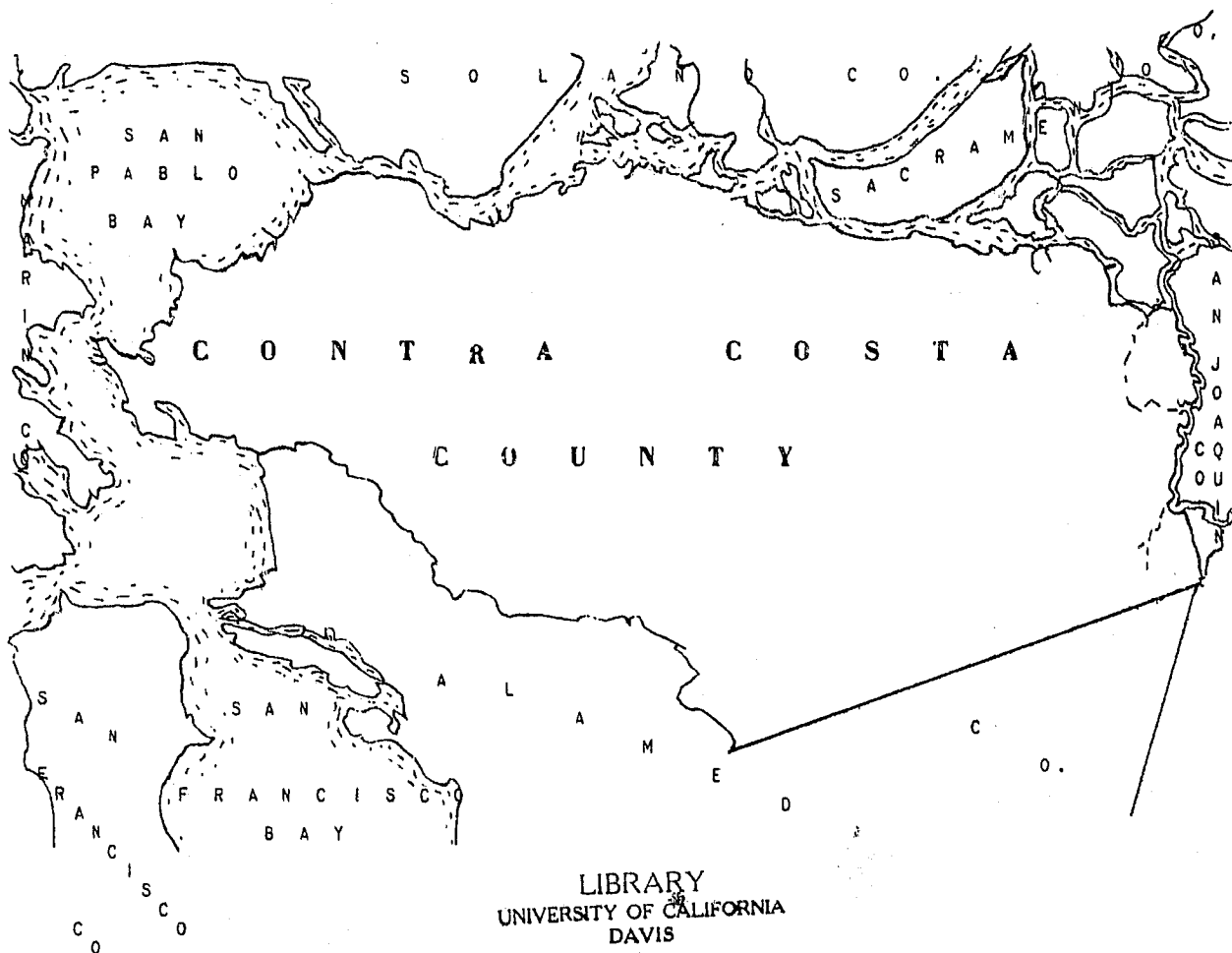
\$ 3,077,825.00

<u>CROP</u>	<u>PRODUCTION</u>	<u>UNIT</u>	<u>UNIT VALUE</u>	<u>TOTAL VALUE</u>
APRICOTS				
Canned	2,700	TON	\$ 95.00	\$ 256,500.00
Shipped	4,523	TON	110.00	497,530.00
Dried	266 (dry)	TON	600.00	159,600.00
Concentrate	5,715	TON	80.00	457,200.00
CHERRIES				
Canned	220	TON	160.00	35,200.00
Shipped	61	TON	280.00	17,080.00
FIGS				
Canned	168	TON	125.00	21,000.00
Shipped	44,000	FLATS	1.25	55,000.00
GRAPES				
Shipped	4,288	TON	55.00	235,840.00
Winery	1,000	TON	35.00	35,000.00
NECTARINES				
Shipped	480	TON	140.00	67,200.00
PEACHES				
Canned-Cling	337	TON	65.00	21,905.00
Shipped-Cling	248	TON	65.00	16,120.00
Shipped - Free	332,800	CRATE	1.25	416,000.00
Dried-Free	75 (dry)	TON	380.00	28,500.00
PEARS				
Canned-Bartlett	9,218	TON	50.00	460,900.00
Shipped-Bartlett	931	TON	50.00	46,550.00
Dried-Bartlett	136	TON	400.00	54,400.00
By Products	1,542	TON	40.00	61,680.00
PRUNES				
	118	TON	180.00	21,240.00
PLUMS				
Shipped	5,200	CRATE	4.00	20,800.00
ALMONDS				
	3,600	TON	480.00	1,728,000.00
WALNUTS				
Commercial	6,833	TON	420.00	2,869,860.00
Culls	591	TON	120.00	70,920.00
				\$ 7,654,025.00

Three vertical black bars of varying widths are positioned on the left side of the page. The bars are solid black and extend from near the top to near the bottom of the page. The middle bar is the narrowest, while the two outer bars are wider and appear to be made of a textured or grainy material.

1954

AGRICULTURAL
CROP REPORT
1954



LIBRARY
UNIVERSITY OF CALIFORNIA
DAVIS

CONTRA COSTA
COUNTY
DEPT. OF AGRICULTURE

A. L. Seeley
Agricultural Commissioner

Office Phones:
Concord MU 5-4115
Richmond BE 3-7080

CONTRA COSTA COUNTY
DEPARTMENT OF AGRICULTURE
Buchanan Field
Concord, California

To The Director of the State Department of Agriculture and The Hon-
orable Board of Supervisors


Gentlemen:

In accordance with Section 65.5 of the Agricultural Code I am sub-
mitting the 1954 Agricultural Crop Report for Contra Costa County.

Every effort has been made to make this report as accurate as
possible and the values shown herein are considered as "gross" in-
come to the farmer. The production, harvesting, packing and handl-
ing costs would have to be deducted to arrive at a true farm value.

I wish to express my sincere appreciation to all those whose
cooperation has helped to make this report possible .

Respectfully submitted,



A. L. Seeley
Agricultural Commissioner
Contra Costa County

ALS:mab

CONTRA COSTA COUNTY

DEPARTMENT OF AGRICULTURE

PERSONNEL

AGRICULTURAL COMMISSIONER

A. L. Seeley

DEPUTY AGRICULTURAL COMMISSIONER

K. E. Danielson

AGRICULTURAL INSPECTORS

W. B. Andahl
Wm. Meese
John Simmen

SENIOR WEED AND RODENT INSPECTOR

H. R. VanBrocklin

WEED AND RODENT INSPECTORS

W. L. Armstrong
C. G. Davies
R. J. DeBoer
W. M. Griffin
Charles Lasser
R. L. Rector
R. E. Stevens

LABORERS

W. G. Jorgensen
Frank Smith

INTERMEDIATE STENOGRAPHER CLERK

M. A. Bennett

LIVESTOCK - POULTRY

CONTRA COSTA COUNTY

1954

Crop	Production	Total Value
<u>LIVESTOCK</u>		
Cattle	19,000 Head	\$ 3,515,000
Hogs	6,250 Head	250,000
Milk Fat Production		
Market	537,000 Lbs.	622,000
Manufacturing	30,000 Lbs.	25,000
Rabbits		
Live	13,851 Lbs.	3,878
Dressed	6,912 Lbs.	4,078
Sheep		
Ewes	11,100 Head	333,000
Lambs	8,300 Head	132,800
Wool	88,800 Lbs	48,840
	TOTAL	\$ 4,934,596
<u>POULTRY</u>		
Eggs	445,000 Doz.	\$ 204,700
Fryers	284,140 Birds	241,519
Hens	4,516 Birds	4,200
Turkeys	6,900 Birds	44,160
	TOTAL	\$ 494,579

FRUIT AND NUT CROPS

CONTRA COSTA COUNTY

1954

Crop	Acreage	Production	Total Value
<u>ALMONDS</u>	7725	2,897 Ton	\$ 1,332,620
<u>APRICOTS</u>	3156		
Shipped		3,077 Ton	452,319
Dried		790 Ton	489,800
Juice & Concentrate		10,200 Ton	969,000
Canned		6,825 Ton	682,500
<u>CHERRIES</u>	147	450 Ton	126,000
<u>GRAPES</u>	3513		
Shipped		3,323 Ton	183,995
Winery		320 Ton	11,200
<u>NECTARINES</u>	105	220 Ton	23,100
<u>PEACHES</u>			
Cling	73	365 Ton	20,075
Freestone	688		
Shipped		143,200 Lugs	200,480
Processed		370 Ton	18,500
Dried		158 Ton	56,880
<u>PEARS</u>	2068		
Bartlett			
Canned		9,053 Ton	678,975
Pulp & Nectar		804 Ton	36,180
Dried		551 Ton	198,360
Shipped		2,000 Ton	152,000
Other		79 Ton	5,135
<u>PLUMS</u>	162	245 Ton	47,775
<u>PRUNES</u>	163	110 Ton	23,760

FRUIT AND NUT CROPS CONTINUED

Crop	Acreage	Production	Total Value
<u>WALNUTS</u>	14,122		\$
Commercial		10,344 Ton	4,344,480
Processed Culls		1,267 Ton	146,972
Culls		232 Ton	4,640
<u>MISCELLANEOUS</u>			90,000
		TOTAL	\$10,294,746

NURSERY - APIARY

NURSERY

Under Glass	1,018,000 sq. ft.	\$ 1,068,900
Trees, shrubs, bedding plants, etc.		500,000
		TOTAL \$ 1,568,900

APIARY

Honey	35 Ton	\$ 7,700
Beeswax	3/4 Ton	750
Pollination		4,300
		TOTAL \$ 12,750

TRUCK CROPS

CONTRA COSTA COUNTY

1954

Crop	Acreage	Production	Total Value
<u>ASPARAGUS</u>	9350		
Shipped		133,335 Crates	\$ 533,340
Processed		6,590 Ton	1,416,850
<u>CABBAGE</u>	50	14,800 Crates	25,900
<u>CAULIFLOWER</u>	10	4,000 Crates	4,400
<u>CELERY</u>	350	172,800 Crates	371,520
<u>CORN, SWEET</u>	760	173,483 Crates	390,336
<u>LETTUCE</u>	570	142,262 Crates	284,524
<u>MELONS, HONEYDEW</u>	450	212,453 Crates	318,680
<u>ONIONS</u>	18	18,000 Sacks	22,500
<u>PEPPERS, BELL</u>	18	122 Ton	7,320
<u>SPINACH</u>	34	5,676 Crates	8,514
<u>SQUASH</u>	40		
Soft		3,380 Lugs	5,070
Hard		15,900 Crates	15,900
<u>STRAWBERRIES</u>	16	27,200 Crates	54,400
<u>TOMATOES</u>	2871		
Shipping		1,038,900 Lugs	1,973,910
Canning		22,559 Ton	456,143
<u>MISCELLANEOUS</u>			26,500
		TOTAL	\$ 5,915,807

FIELD CROPS

CONTRA COSTA COUNTY

1954

Crop	Acreage	Production	Total Value
<u>ALFALFA HAY</u>	5801	40,607 Ton	812,140
<u>ALFALFA SEED</u>	310	217,000 Lbs	54,250
<u>BEANS, DRY</u>	341	6,155 Bags	67,705
<u>BARLEY</u>	11,700	167,202 Sacks	401,284
<u>CORN, FIELD</u>	2202	2,326 Ton	144,212
<u>MILO</u>	753	20,930 Sacks	55,464
<u>OAT HAY</u>	750	3,750 Ton	67,500
<u>PASTURE, PERMANENT</u>	4000		120,000
<u>SUNFLOWERS</u>	275	275,000 Lbs.	19,250
<u>SUGAR BEETS</u>	485	9,950 Ton	129,350
<u>WHEAT</u>	1380	26,516 Sacks	92,806
		TOTAL	\$1,963,961


CONTRA COSTA COUNTY

DEPARTMENT OF AGRICULTURE

RECAPITULATION

1950 Farm Value	\$ 21,993,851.50
1951 Farm Value	25,832,497.60
1952 Farm Value	25,270,658.00
1954 Farm Value	25,185,339.00

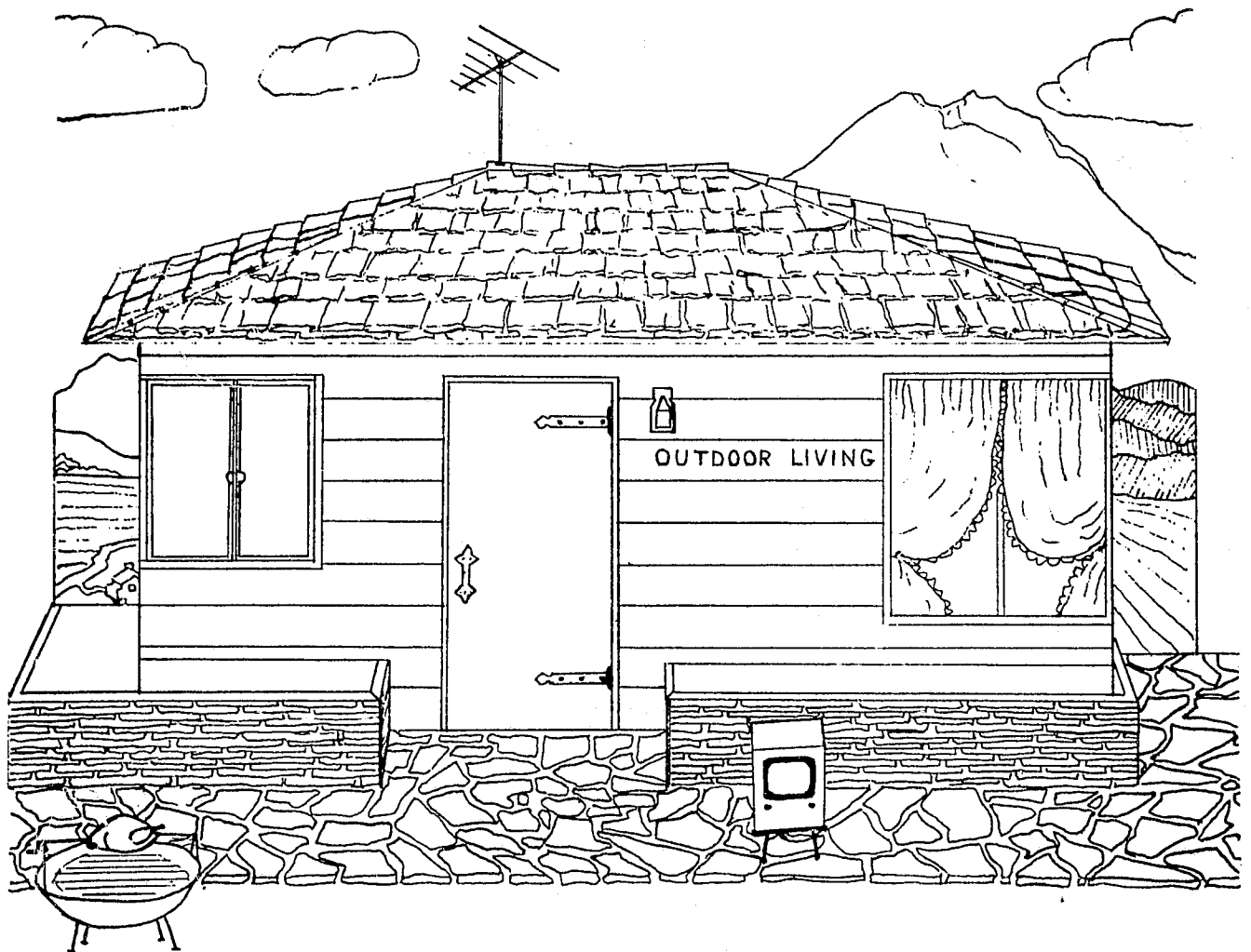
TOTAL ACRES IN COUNTY	469,760
POPULATION IN COUNTY	372,526

Three vertical black bars of varying widths are positioned on the left side of the page. They are separated by white space and extend from near the top to near the bottom of the page.

1955

ANNUAL
AGRICULTURAL
REPORT

1955



CONTRA COSTA COUNTY

DEPARTMENT OF AGRICULTURE

DEPARTMENT OF AGRICULTURE

CONTRA COSTA COUNTY

BOX D, BUCHANAN FIELD
CONCORD, CALIFORNIA

TO MR. W. C. JACOBSEN, STATE DIRECTOR OF AGRICULTURE, AND
THE HONORABLE BOARD OF SUPERVISORS

In accordance with Section 65.5 of the Agricultural Code I am submitting our yearly report of acreage, production and value of the agriculture in Contra Costa County.

Since last year's report we have completed an acreage survey in cooperation with the State Department of Agriculture. Any increase or decrease in acreage would not necessarily have occurred during the year 1955. All values are gross f. o. b. ranch and do not include costs of production or handling.

Almond prices were very favorable this year to the point that the values were up by \$1,220,000; walnut production was off \$1,151,000 this year primarily because of heavy frost and some sunburn. Asparagus increased slightly in acreage but brought in over \$886,000 more than last year. As far as the acreage in the field of truck crops is concerned the plantings of celery, sweet corn and lettuce have taken a marked increase. Total value of all production shows a slight increase over last year's report and is due somewhat to a more thorough coverage of the production throughout the County.

This compilation would not be possible without the help of a great many contributors and to them I am very grateful. The data for this report was gathered by the staff members and assembled by Mr. K. E. Danielson, Deputy Agricultural Commissioner.

Respectfully submitted,


A. L. Seeley
Agricultural Commissioner

ALS:mab

CONTRA COSTA COUNTY

DEPARTMENT OF AGRICULTURE

PERSONNEL

AGRICULTURAL COMMISSIONER

A. L. Seeley

DEPUTY AGRICULTURAL COMMISSIONER

K. E. Danielson

SENIOR AGRICULTURAL INSPECTOR

J. M. Moon

AGRICULTURAL INSPECTORS

R. J. DeBoer
Wm. Meese
John Simmen

SENIOR WEED AND RODENT INSPECTOR

H. R. Van Brocklin

WEED AND RODENT INSPECTORS

W. L. Armstrong
C. G. Davies
W. M. Griffin
Charles Lasser
K. L. Morgan
R. L. Rector
D. G. Welch

LABORERS

W. G. Jorgensen
Frank Smith

INTERMEDIATE STENOGRAPHER CLERK

M. A. Bennett

FRUIT AND NUT CROPS

1955

CONTRA COSTA COUNTY

Crop	Acreage	Production	Total Value
<u>ALMONDS</u>	7,874	3,190 Ton	\$ 2,553,200
<u>APRICOTS</u>			
Shipped		3,575 Ton	685,105
Dried		160 Ton	107,200
Processed		17,300 Ton	1,643,500
Total	3,041		2,435,805
<u>CHERRIES</u>			
Canned		176 Ton	31,680
Shipped		340 Ton	149,600
Total	279		181,280
<u>GRAPES</u>			
Shipped		3,240 Ton	178,200
Winery		528 Ton	18,410
Total	2,680		196,610
<u>NECTARINES</u>	178	220 Ton	39,699
<u>PEACHES</u>			
Cling	47	200 Ton	22,500
Freestone	894		
Shipped		122,093 Lugs	170,930
Processed		62 Ton	2,800
Dried		146 Ton	46,720
Total	941		242,950

FRUIT AND NUT CROPS CONTINUED

<u>Crop</u>	<u>Acreage</u>	<u>Production</u>	<u>Total Value</u>
<u>PEARS</u>			
Bartlett			
Processed		8,323 Ton	\$ 590,114
Dried		760 Ton	281,200
Shipped		96,643 Bxs.	<u>193,286</u>
Total	1,733		1,064,600
<u>PLUMS</u>	157	398 Ton	38,217
<u>PRUNES</u>	111	119 Ton	34,153
<u>WALNUTS</u>			
Commercial		5,561 Ton	3,192,710
Culls		1,070 Ton	<u>284,200</u>
Total	16,471		3,476,910
<u>MISCELLANEOUS</u>			<u>90,000</u>
		TOTAL	\$10,353,424

- - - - -

NURSERY - APIARY

NURSERY

Under Glass		1,014,133 sq. ft.	\$ 1,013,724
Trees, shrubs, bedding plants, etc.			<u>350,000</u>
		TOTAL	\$ 1,363,724

APIARY

Honey		33 Ton	\$ 7,260
Beeswax		1,850 Lbs.	999
Pollination			<u>4,560</u>
		TOTAL	\$ 12,819

TRUCK CROPS

CONTRA COSTA COUNTY

1955

Crop	Acreage	Production	Total Value
<u>ASPARAGUS</u>			
Shipped		127,672 Crates	\$ 544,433
Processed		10,503 Ton	<u>2,292,586</u>
Total	10,265		2,837,019
<u>CABBAGE</u>	75	29,610 Crates	51,818
<u>CAULIFLOWER</u>	11	5,500 Crates	6,875
<u>CELERY</u>	112	285,817 Crates	497,221
<u>CORN, SWEET</u>	1,052	250,555 Crates	338,249
<u>LETTUCE</u>	875	315,678 Crates	473,517
<u>MELONS, HONEYDEW</u>	350	175,000 Crates	315,000
<u>ONIONS</u>	34	27,040 Sacks	31,594
<u>PEPPERS, BELL</u>	5	2,200 Crates	3,048
<u>SPINACH</u>	32	9,780 Crates	16,912
<u>SQUASH</u>			
Soft		10,350 Lugs	23,813
Hard		25,600 Crates	<u>25,600</u>
Total	49		49,413
<u>STRAWBERRIES</u>	20	20,000 Crates	40,000
<u>TOMATOES</u>			
Shipping		504,743 Lugs	903,900
Canning		25,094 Ton	<u>564,615</u>
Total	2,753		1,468,515
<u>MISCELLANEOUS</u>			<u>25,000</u>
		TOTAL	\$ 6,154,181

FIELD CROPS

CONTRA COSTA COUNTY

1955

Crop	Acreage	Production	Total Value
<u>ALFALFA SEED</u>	248	173,600 Lbs.	\$ 34,720
<u>BEANS, DRY</u>	133	2,140 Bags	17,120
<u>BARLEY</u>	14,027	280,392 Sacks	602,843
<u>CORN, FIELD</u>	2,308	4,467 Ton	232,284
<u>HAY</u>			
Alfalfa	2,376	14,819 Ton	414,932
Grain	2,383	4,766 Ton	119,150
Volunteer	6,280	6,280 Ton	<u>138,160</u>
Total Hay	11,039		672,242
<u>MILO</u>	854	1,043 Ton	46,935
<u>OATS</u>	57	840 Sacks	2,100
<u>PASTURE, PERMANENT</u>	2,014		60,420
<u>SUGAR BEETS</u>	492	8,641 Ton	129,615
<u>SUNFLOWERS</u>	400	500,000 Lbs.	40,000
<u>WHEAT</u>	1,330	26,600 Bu.	<u>52,668</u>
		TOTAL	\$ 1,890,947

LIVESTOCK - POULTRY

CONTRA COSTA COUNTY

1955

Crop	Production	Total Value
<u>LIVESTOCK</u>		
Cattle	20,000 Head	\$ 3,600,000
Hogs	6,409 Head	224,230
Milk Fat Production		
Market	484,000 Lbs.	629,200
Manufacturing	16,000 Lbs.	<u>13,280</u>
Total Milk Fat Production		642,480
Rabbits	3,896 Head	5,844
Sheep		
Ewes	11,757 Head	235,140
Lambs	11,502 Head	195,534
Wool	106,672 Lbs.	<u>42,669</u>
Total Sheep Production		473,343
	TOTAL	\$ 4,945,897

POULTRY

Eggs	467,026 Doz.	225,214
Fryers	311,741 Birds	238,357
Hens	12,087 Birds	11,324
Turkeys	3,800 Birds	<u>22,800</u>
	TOTAL	\$ 497,695

CONTRA COSTA COUNTY


DEPARTMENT OF AGRICULTURE

RECAPITULATION


APIARY	\$	12,819
FIELD CROPS		1,890,947
FRUIT AND NUT CROPS		10,353,424
LIVESTOCK		4,945,897
NURSERY		1,363,724
POULTRY		497,695
TRUCK CROPS		<u>6,154,181</u>
	1955 TOTAL	\$ 25,218,687

1950 Farm Value	\$	21,993,851
1951 Farm Value		25,832,497
1952 Farm Value		25,270,658
1954 Farm Value		25,185,339
1955 Farm Value		25,218,687

TOTAL ACRES IN COUNTY	469,760
POPULATION IN COUNTY	399,224



1956



1956 Annual Agricultural Report

A. L. SEELEY
Agricultural Commissioner

CONTRA COSTA COUNTY DEPARTMENT OF AGRICULTURE

CONTRA COSTA COUNTY

A. L. SEELEY
AGRICULTURAL COMMISSIONER
K. E. DANIELSON
DEPUTY COMMISSIONER

DEPARTMENT OF AGRICULTURE
BUCHANAN FIELD
CONCORD, CALIFORNIA

MAIN OFFICE
P. O. BOX 997, CONCORD
MU 5-4115
BRANCH OFFICE
100 - 37TH ST., RICHMOND
BE 3-7080

TO MR. W. C. JACOBSEN, STATE DIRECTOR OF AGRICULTURE, AND
THE HONORABLE BOARD OF SUPERVISORS

This report is being submitted in accordance with Section 65.5 of the Agricultural Code. The Section reads, "The commissioner shall compile reports of the condition, acreage, production, and value of the agricultural products in his county. The commissioner may publish such reports, and shall transmit a copy thereof to the director."


The total value of our agricultural production has increased over last year by \$520,418 with a number of major changes in the more important crops. The crop showing the major increase was lettuce which increased by \$1,373,502 and was due to the planting of an additional 400 acres along with an increase in value over 1955. Other major increases were in tomatoes, walnuts, peaches, and sweet corn.

A number of the crops showed major decreases with asparagus showing a drop of 1915 acres and a loss in value of \$1,068,988. Other crops showing major decreases were pears, hogs, livestock, poultry, and barley.

It should be emphasized that all values are gross receipts received by the producers at roadside or at first point of delivery and do not include the cost of production or handling.

This compilation would not be possible without the help of a great many contributors and to them I am very grateful. The data for this report was gathered by the staff members and assembled by Mr. K. E. Danielson, Deputy Agricultural Commissioner.

Respectfully submitted,


A. L. Seeley
Agricultural Commissioner

ALS:mab

PERSONNEL

AGRICULTURAL COMMISSIONER	A. L. Seeley
DEPUTY AGRICULTURAL COMMISSIONER	K. E. Danielson
SENIOR AGRICULTURAL INSPECTORS	J. M. Moon John Simmen
AGRICULTURAL INSPECTORS	R. J. DeBoer E. R. Kalar M. L. Kay Wm. Meese M. L. Vanderpool
SENIOR WEED AND RODENT INSPECTOR	H. R. VanBrocklin
WEED AND RODENT INSPECTORS	W. L. Armstrong C. G. Davies W. M. Griffin Charles Lasser R. L. Rector D. G. Welch
LABORER	Frank Smith
INTERMEDIATE STENOGRAPHER CLERK	M. A. Bennett

FRUIT AND NUT CROPS

CONTRA COSTA COUNTY			1956
Crop	Acreage	Production	Total Value
<u>ALMONDS</u>	7,711	3,327 Ton	\$ 2,578,425
<u>APRICOTS</u>			
Dried		177 Ton	140,384
Processed		15,700 Ton	1,805,500
Shipped		2,464 Ton	<u>530,279</u>
Total	3,109		2,476,163
<u>CHERRIES</u>			
Canned		97 Ton	19,300
Shipped		261 Ton	<u>107,500</u>
Total	305		126,800
<u>GRAPES</u>			
Shipped		2,581 Ton	160,200
Winery		656 Ton	<u>30,540</u>
Total	2,672		190,740
<u>NECTARINES</u>	170	247 Ton	51,093
<u>PEACHES</u>			
Cling	47	195 Ton	16,000
Freestone	909		
Dried		55 Ton	19,800
Processed		972 Ton	58,000
Shipped		2,399 Ton	<u>323,186</u>
Total	956		400,986

FRUIT AND NUT CROPS CONTINUED

CONTRA COSTA COUNTY 1956

Crop	Acreage	Production	Total Value
<u>PEARS</u>			
Bartlett	1,700		
Dried		68 Ton	\$ 21,760
Processed		7,231 Ton	635,504
Shipped		1,605 Ton	123,499
Other	<u>71</u>	426 Ton	<u>32,376</u>
Total	1,771		813,139
<u>PLUMS</u>	157	470 Ton	52,407
<u>PRUNES</u>	111	111 Ton	20,106
<u>WALNUTS</u>	16,000	7,578 Ton	3,870,449
<u>MISCELLANEOUS</u>			<u>90,679</u>
		TOTAL	\$10,670,987

NURSERY - APIARY

NURSERY

Glass House and Cut Flowers	1,007,421
Trees, Shrubs, Bedding Plants, etc.	<u>330,000</u>
TOTAL	1,337,421

APIARY

Beeswax	1,680 Lbs.	975
Honey	28 Ton	6,300
Pollination		<u>6,000</u>
TOTAL		\$ 13,275

TRUCK CROPS

CONTRA COSTA COUNTY

1956

Crop	Acreage	Production	Total Value
<u>ASPARAGUS</u>			
Processed		7,302 Ton	\$ 1,301,746
Shipped		117,172 Crates	<u>466,285</u>
Total	8,350		1,768,031
<u>CABBAGE</u>	60	18,971 Crates	28,457
<u>CAULIFLOWER</u>	6	2,500 Crates	3,250
<u>CORN, SWEET</u>	971	282,235 Crates	493,911
<u>LETTUCE</u>	1,342	586,877 Crates	1,847,019
<u>MELONS, HONEYDEW</u>	478	202,034 Crates	257,593
<u>ONIONS</u>	29	28,660 Sacks	75,735
<u>SPINACH</u>	17	3,800 Crates	4,769
<u>SQUASH</u>			
Hard		1,100 Crates	14,960
Soft		13,765 Lugs	<u>23,389</u>
Total	55		38,349
<u>STRAWBERRIES</u>	15	11,925 Crates	27,519
<u>TOMATOES</u>			
Canning		41,930 Ton	943,425
Shipping		537,167 Pkgs.	<u>1,132,094</u>
Total	3,250		2,075,519
<u>MISCELLANEOUS</u>			<u>23,000</u>
		TOTAL	6,643,152

FIELD CROPS

CONTRA COSTA COUNTY

1956

Crop	Acreage	Production	Total Value
<u>ALFALFA SEED</u>	383	229,800 Lbs.	\$ 57,450
<u>BARLEY</u>	11,190	210,798 Sacks	484,835
<u>BEANS, DRY</u>	265	3,654 Bags	32,886
<u>CORN, FIELD</u>	2,895	5,363 Ton	311,054
<u>HAY</u>			
Alfalfa	2,600	16,000 Ton	384,000
Grain	3,347	3,981 Ton	87,450
Vetch	415	830 Ton	21,580
Volunteer	<u>7,448</u>	7,448 Ton	<u>163,856</u>
Total	13,810		656,886
<u>MILO</u>	1,243	1,939 Ton	100,828
<u>PASTURE, PERMANENT</u>	3,934		157,360
<u>SUGAR BEETS</u>	457	9,506 Ton	128,331
<u>SUNFLOWERS</u>	710	937,354 Lbs.	55,549
<u>WHEAT</u>	846	23,688 Bu.	<u>47,376</u>
		TOTAL	\$ 2,032,555

LIVESTOCK - POULTRY

CONTRA COSTA COUNTY

1956

<u>Crop</u>	<u>Production</u>	<u>Total Value</u>
-------------	-------------------	--------------------

LIVESTOCK

Cattle and Calves		\$ 3,450,000
Hogs	2,098 Head	57,085
Milk Fat Production		
Manufacturing	12,000 Lbs.	10,440
Market	586,000 Lbs.	<u>779,380</u>
Total Milk Fat Production		789,820
Rabbits	1,836 Head	3,219
Sheep		
Ewes	10,525 Head	105,110
Lambs	12,057 Head	241,140
Wool	99,589 Lbs.	<u>42,823</u>
Total Sheep Production		389,073
	TOTAL	\$ 4,689,197

POULTRY

Eggs	423,802 Doz.	185,600
Fryers	152,534 Birds	122,620
Hens	16,990 Birds	9,598
Turkeys	8,600 Birds	<u>34,700</u>
	TOTAL	\$ 352,518

CONTRA COSTA COUNTY


DEPARTMENT OF AGRICULTURE

RECAPITULATION

APIARY	\$	13,275
FIELD CROPS		2,032,555
FRUIT AND NUT CROPS		10,670,987
LIVESTOCK		4,689,197
NURSERY		1,337,421
POULTRY		352,518
TRUCK CROPS		<u>6,643,152</u>
1956 TOTAL	\$	25,739,105


1951 Farm Value	\$	25,832,497
1952 Farm Value		25,270,658
1954 Farm Value		25,185,339
1955 Farm Value		25,218,687
1956 Farm Value		25,739,105

TOTAL ACRES IN COUNTY	469,760
POPULATION IN COUNTY	357,002



1957

1957 Agricultural Report



"Our 1957 State Fair Exhibit"

Contra Costa County

Department of Agriculture

CONTRA COSTA COUNTY

A. L. SEELEY
AGRICULTURAL COMMISSIONER
K. E. DANIELSON
DEPUTY COMMISSIONER

DEPARTMENT OF AGRICULTURE
BUCHANAN FIELD
CONCORD, CALIFORNIA

MAIN OFFICE
P. O. BOX 997, CONCORD
MU 5-4115
BRANCH OFFICE
100 - 37TH ST., RICHMOND
BE 3-7080

TO MR. W. C. JACOBSEN, STATE DIRECTOR OF AGRICULTURE, AND
THE HONORABLE BOARD OF SUPERVISORS

This 1957 Agricultural Report is being submitted in accordance with Section 65.5 of the Agricultural Code. It reports on the condition, acreage, production and value of the agricultural products produced in this County, and every effort has been made to make it as accurate as possible.

The total value of our agricultural production decreased in 1957 by \$4,501,425. The crops showing the major decreases during this year were: Almonds showed a decrease of \$1,533,625 and this was due to a drop in production and values. Cattle values were down by \$950,000. Actually the average cattle production and values were about the same as last year--the difference is mainly due to a more reliable estimate now being made. Apricots were down \$458,790; peaches, \$83,527; tomatoes, \$1,113,164. All apricot, peach, and tomato values were down and there was a drop in the tomato acreage. Poultry values were off by \$104,740 and this was mainly because fewer fryers were produced.

Some of the more important increases in crop values were: Asparagus, up \$355,051, and this increase was due to additional acreage in production. Walnut values were up \$230,024 and this was due to increased tonnage. Sheep values were up \$202,061 because of higher production.

All values are gross receipts received by the producer at roadside or the first point of delivery and do not include the cost of production.

Many individuals and organizations have contributed information which was used in this report and we are very grateful for their assistance. The data used in this report was gathered by the staff members and assembled by Mr. K. E. Danielson, Deputy Agricultural Commissioner.

Respectfully submitted,


A. L. Seeley
Agricultural Commissioner

ALS:mab

PERSONNEL

CONCORD OFFICE

Agricultural Commissioner	A. L. Seeley
Deputy Agricultural Commissioner	K. E. Danielson
Senior Agricultural Inspector	John Simmen
Agricultural Inspectors	E. R. Kalar J. W. Phillips M. L. Vanderpool
Senior Weed and Rodent Inspector	H. R. VanBrocklin
Weed and Rodent Inspectors	W. L. Armstrong W. M. Griffin B. A. Hiebert Chas. Lasser R. L. Rector D. G. Welch
Laborer	Frank Smith
Predatory Animal Control Man	G. F. Morgan
Intermediate Stenographer Clerk	M. A. Bennett
Typist Clerk	B. A. Fahje

RICHMOND OFFICE

Senior Agricultural Inspector	J. M. Moon
Agricultural Inspector	R. J. DeBoer (One unfilled)

BRENTWOOD OFFICE

Agricultural Inspector	Wm. Meese
------------------------	-----------

FRUIT AND NUT CROPS

CONTRA COSTA COUNTY			1957
Crop	Acreage	Production	Total Value
<u>ALMONDS</u>	7,654	2,220 Ton	\$1,044,800
<u>APRICOTS</u>			
Dried		109 Ton *	66,559
Processed		17,750 Ton	1,617,875
Shipped		1,622 Ton	<u>332,939</u>
Total	3,326		2,017,373
<u>CHERRIES</u>			
Canned		283 Ton	87,120
Shipped		84 Ton	<u>42,878</u>
Total	354		129,998
<u>GRAPES</u>			
Shipped		2,327 Ton	161,722
Winery		1,449 Ton	<u>68,707</u>
Total	2,668		230,429
<u>NECTARINES</u>	149	404 Ton	56,214
<u>PEACHES</u>			
Freestone		75 Ton *	30,000
Dried		380 Ton	16,780
Processed		2,214 Ton	<u>270,679</u>
Shipped			
Total	802		317,459

* Dry Tons

FRUIT AND NUT CROPS CONTINUED

CONTRA COSTA COUNTY			1957
Crop	Acreage	Production	Total Value
<u>PEARS</u>			
Bartlett	1,695		
Dried		116 Ton	\$ 11,200
Processed		7,858 Ton	447,414
Shipped		1,887 Ton	116,200
Other	<u>70</u>	211 Ton	<u>13,220</u>
Total	1,765		588,034
<u>PLUMS</u>	142	380 Ton	42,490
<u>PRUNES</u>	111	118 Ton	21,476
<u>WALNUTS</u>	15,997	8,267 Ton	4,100,473
<u>MISCELLANEOUS</u>			<u>75,584</u>
		TOTAL	\$ 8,624,330

NURSERY - APIARY

NURSERY

Glass House and Cut Flowers
Trees, Shrubs, Bedding Plants, etc.

\$ 1,001,021
345,459
TOTAL \$ 1,346,480

APIARY

Beeswax
Honey
Pollination

2,000 Lbs. \$ 1,080
60 Ton 12,000
7,500
TOTAL \$ 20,580

TRUCK CROPS

CONTRA COSTA COUNTY

1957

Crop	Acreage	Production	Total Value
<u>ASPARAGUS</u>			
Processed		9,493 Ton	\$ 1,460,952
Shipped		182,083 Crates	<u>662,130</u>
Total	14,096		2,123,082
<u>CABBAGE</u>	83	22,023 Crates	38,735
<u>CAULIFLOWER</u>	7	11,000 Crates	13,750
<u>CORN, SWEET</u>	1,451	359,922 Crates	731,997
<u>LETTUCE</u>	1,186	583,749 Crates	731,584
<u>MELONS, HONEYDEW</u>	360	143,964 Crates	215,946
<u>ONIONS</u>	71	49,065 Sacks	54,627
<u>SQUASH (ALL)</u>	82	30,807 Lugs	45,591
<u>STRAWBERRIES</u>	9	4,200 Crates	5,625
<u>TOMATOES</u>			
Canning		17,360 Ton	376,538
Shipping		353,139 Pkgs.	<u>585,817</u>
Total	2,870		962,355
<u>MISCELLANEOUS</u>			<u>20,545</u>
		TOTAL	\$ 4,943,837

FIELD CROPS

CONTRA COSTA COUNTY

1957

Crop	Acreage	Production	Total Value
<u>ALFALFA SEED</u>	188	111,000 Lbs.	\$ 19,980
<u>BARLEY</u>	13,681	278,460 Sacks	544,279
<u>BEANS, DRY</u>	237	4,059 Bags	33,468
<u>CORN, FIELD</u>	2,885	4,940 Ton	228,425
<u>HAY</u>			
Alfalfa	2,917	15,003 Ton	360,895
Grain	3,565	4,115 Ton	101,034
Vetch	180	270 Ton	5,650
Volunteer	<u>6,681</u>	6,583 Ton	<u>130,840</u>
Total	13,343		598,419
<u>MILO</u>	1,214	1,755 Ton	62,472
<u>PASTURE, PERMANENT</u>	3,832		153,280
<u>SUGAR BEETS</u>	566	10,052 Ton	140,728
<u>SUNFLOWERS</u>	921	569 Ton	68,532
<u>WHEAT</u>	1,307	36,596 Bu.	<u>80,145</u>
		TOTAL	\$ 1,929,728

LIVESTOCK - POULTRY

CONTRA COSTA COUNTY

1957

Crop	Production	Total Value
<u>LIVESTOCK</u>		
Stockers and Feeders	20,000 Head	\$ 1,000,000
Calves	10,000 Head	750,000
Cows and Bulls	5,000 Head	750,000
Hogs	1,910 Head	61,914
Milk Fat Production		
Manufacturing	9,000 Lbs.	7,000
Market	746,000 Lbs.	<u>962,000</u>
Total Milk Fat Production		969,000
Rabbits	1,792 Head	2,899
Sheep		
Ewes	13,102 Head	252,358
Lambs	15,907 Head	262,630
Wool	135,253 Lbs.	<u>76,146</u>
Total Sheep Production		<u>591,134</u>
	TOTAL	\$ 4,124,947

POULTRY

Eggs	416,899 Doz.	\$ 154,253
Fryers	85,957 Birds	64,465
Hens	13,636 Birds	4,726
Turkeys	5,536 Birds	<u>24,334</u>
	TOTAL	\$ 247,778

CONTRA COSTA COUNTY

DEPARTMENT OF AGRICULTURE

RECAPITULATION

APIARY	\$ 20,580
FIELD CROPS	1,929,728
FRUIT AND NUT CROPS	8,624,330
LIVESTOCK	4,124,947
NURSERY	1,346,480
POULTRY	247,778
TRUCK CROPS	<u>4,943,837</u>
1957 TOTAL	\$ 21,237,680

1952 Farm Value	\$ 25,270,658
1954 Farm Value	25,185,339
1955 Farm Value	25,218,687
1956 Farm Value	25,739,105
1957 Farm Value	21,237,680

TOTAL ACRES IN COUNTY	469,760
POPULATION IN COUNTY	377,500