



AgEcon SEARCH
RESEARCH IN AGRICULTURAL & APPLIED ECONOMICS

The World's Largest Open Access Agricultural & Applied Economics Digital Library

This document is discoverable and free to researchers across the globe due to the work of AgEcon Search.

Help ensure our sustainability.

Give to AgEcon Search

AgEcon Search
<http://ageconsearch.umn.edu>
aesearch@umn.edu

*Papers downloaded from **AgEcon Search** may be used for non-commercial purposes and personal study only. No other use, including posting to another Internet site, is permitted without permission from the copyright owner (not AgEcon Search), or as allowed under the provisions of Fair Use, U.S. Copyright Act, Title 17 U.S.C.*

California Department of Food and Agriculture

Agricultural Commissioners' Crop Reports


Tuolumne County

1972-1981

California County Agricultural Commissioners' Reports from the California Department of Food and Agriculture. This collection consists of annual crop and livestock data from each of the 58 California Counties. The collection covers 1915-1981; digitization of the rest of the collection is forthcoming.

This digitization project was funded by the Giannini Foundation of Agricultural Economics,
<http://giannini.ucop.edu/> .

The work was completed by the staff of the Giannini Foundation Library, University of California, Berkeley, <http://are.berkeley.edu/library/> . **Please contact the Library to consult the originals.**

Three vertical black bars of varying widths are positioned on the left side of the page. The bars are solid black and extend from the top to the bottom of the page. The middle bar is the narrowest, while the bars on either side are wider.

1972

Tuolumne County, Department of Agriculture

1972 ANNUAL CROP AND LIVESTOCK REPORT

	YEAR	Production			Value		TOTAL
		HEAD	LIVEWEIGHT	UNIT	PER UNIT		
Cattle and Calves	1972	18,000	117,000	Cwt.	\$33.00	\$3,861,000	
	1971	19,000	118,000	Cwt.	27.00	3,186,000	
Sheep and Lambs	1972	1,850	1,665	Cwt.	26.00	43,290	
	1971	1,800	1,660	Cwt.	22.00	36,520	
Hogs and Pigs	1972	2,500	5,500	Cwt.	25.00	137,500	
	1971	2,000	4,000	Cwt.	18.00	72,000	
Turkeys	1972	350,000	7,000,000	Lbs.	.23	1,610,000	
	1971	280,000	5,600,000	Lbs.	.21	1,117,600	
Poultry Replacement Stock	1972					35,000	
	1971					30,000	
Misc. Livestock and Poultry	1972					30,000	
	1971					30,000	
TOTAL	1972					\$5,716,790	
	1971					\$4,472,120	

LIVESTOCK, POULTRY, AND APIARY PRODUCTS


	YEAR	Production		Value		TOTAL
		TOTAL	UNIT	PER UNIT		
Misc. Poultry Products	1972					75,000
	1971					75,000
Wool	1972	10,000	Lbs.	.32		3,200
	1971	10,000	Lbs.	.20		2,000
Misc. Apiary Products	1972					4,500
	1971					4,000
TOTAL	1972					\$ 87,700
	1971					125,000

FRUIT NUT AND FIELD CROP — PRODUCTION

	YEAR	ACREAGE	PER ACRE	TOTAL	UNIT	PER UNIT	TOTAL
* Apples	1972	350	.85 T	12,000	Box	\$ 3.75	45,000
	1971	350	.14 T	2,000	Box	\$ 3.50	7,000
* Pears	1972	50		1,000	Box	4.00	4,000
	1971	50					
Walnuts	1972	55	.10	6	Ton	500.00	3,000
	1971	55	.10 T	6	Ton	500.00	3,000
Chestnuts	1972	25	.24 T	5	Ton	400.00	2,000
	1971	25	.24 T	5	Ton	400.00	2,000
Misc. Orchards	1972	150					2,000
	1971	100					1,500
Misc. Vegetables	1972	250					2,500
	1971	250					2,000
Nursery Stock	1972						4,500
	1971						4,500
Irrigated Pasture	1972	2,500					100,000
	1971	2,500					87,000
Range Pasture	1972	300,000					750,000
	1971	320,000					576,000
Hay	1972	1,500	1.50 T	2,250	Ton	40.00	90,000
	1971	1,200	1.50 T	1,800	Ton	35.00	63,000
TOTAL	1972						1,003,000
	1971						746,000
GRAND TOTAL	1972						\$6,802,490
	1971						\$5,343,120

*Production effected by severe freezing temperatures

UNIVERSITY OF CALIFORNIA
DAVIS
MAY 16 1973
GOVT. DOCS. - LIBRARY

Three vertical black bars of varying widths are positioned on the left side of the page. The bars are solid black and extend from the top to the bottom of the page. The middle bar is the narrowest, while the two outer bars are wider and appear to be made of a textured or grainy material.

1973

Tuolumne County, Department of Agriculture

ANNUAL CROP AND LIVESTOCK REPORT


	Year	Production			Value		Total
		Head	Liveweight	Unit	Per Unit		
Cattle and Calves	1973	19,000	118,000	Cwt.	\$41.00		\$4,838,000
	1972	18,000	117,000	Cwt.	33.00		3,861,000
Sheep and Lambs	1973	1,600	1,440	Cwt.	34.00		48,960
	1972	1,850	1,665	Cwt.	26.00		43,290
Hogs and Pigs	1973	1,700	3,400	Cwt.	32.00		108,800
	1972	2,500	5,500	Cwt.	25.00		137,500
Turkeys	1973	403,000	8,060,000	Lbs.	.35		2,821,000
	1972	350,000	7,000,000	Lbs.	.23		1,610,000
Poultry Replacement Stock	1973						25,000
	1972						35,000
Misc. Livestock and Poultry	1973						32,000
	1972						30,000
TOTAL	1973						\$7,873,760
	1972						\$5,716,790

LIVESTOCK, POULTRY, AND APIARY PRODUCTS

	Year	Production		Value		Total
		Total	Unit	Per Unit		
Misc. Poultry Products	1973					64,000
	1972					75,000
Wool	1973	8,000	Lbs.	.60		4,800
	1972	10,000	Lbs.	.32		3,200
Misc. Apiary Products	1973					6,500
	1972					4,500
TOTAL	1973					\$ 75,300
	1972					\$ 87,700

FRUIT NUT AND FIELD CROP -- PRODUCTION

	Year	Acreage	Per Acre	Total	Unit	Per Unit	Total
Apples	1973	350	1.58 T	25,000	Box	\$ 3.80	95,000
	1972	350	.85 T	12,000	Box	3.75	45,000
Pears	1973	50	.66	1,500	Box	4.00	6,000
	1972	50		1,000	Box	4.00	4,000
Walnuts	1973	55	.10	6	Ton	500.00	3,000
	1972	55	.10	6	Ton	500.00	3,000
Chestnuts	1973	25	.24 T	5	Ton	400.00	2,000
	1972	25	.24 T	5	Ton	400.00	2,000
Misc. Orchards	1973	150					2,500
	1972	150					2,000
Misc. Vegetables	1973	250					2,500
	1972	250					2,500
Nursery Stock	1973						5,000
	1972						4,500
Irrigated Pasture	1973	2,500					120,000
	1972	2,500					100,000
Range Pasture	1973	300,000					900,000
	1972	300,000					750,000
Hay	1973	1,500	1.50 T	2,250	Ton	50.00	112,500
	1972	1,500	1.50 T	2,250	Ton	40.00	90,000
TOTAL	1973						\$1,248,500
	1972						\$1,003,000
GRAND TOTAL	1973						\$9,197,560
	1972						\$6,802,490



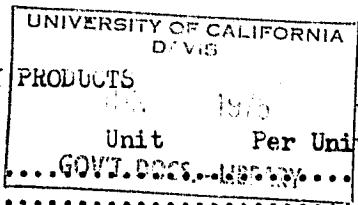
1974

Tuolumne County Department of Agriculture
ANNUAL CROP AND LIVESTOCK REPORT

	Year	Production		Unit	Value		Total
		Head	Liveweight		Per Unit		
Cattle and Calves	1974	20,000	120,000	Cwt.	\$32.00		\$3,840,000
	1973	19,000	118,000	Cwt.	41.00		4,838,000
Sheep and Lambs	1974	1,500	1,350	Cwt.	35.00		47,250
	1973	1,600	1,440	Cwt.	34.00		48,960
Hogs and Pigs	1974	1,200	2,400	Cwt.	36.00		86,400
	1973	1,700	3,400	Cwt.	32.00		108,800
Turkeys	1974	415,000	8,300,000	Lbs.	.28		2,324,000
	1973	403,000	8,060,000	Lbs.	.35		2,821,000
Poultry Replacement Stock	1974						30,000
	1973						25,000
Misc. Livestock and Poultry ..	1974						20,000
	1973						32,000

\$6,347,650
7,873,760


LIVESTOCK, POULTRY, AND APIARY PRODUCTS



	Year	Production		Unit	Per Unit	Value	Total
		Total					
Misc. Poultry Products	1974						50,000
	1973						64,000
Wool	1974	7,000		Lbs.	.30		2,100
	1973	8,000		Lbs.	.60		4,800
Misc. Apiary Products	1974						10,000
	1973						6,500
TOTAL	1974						\$ 62,100
	1973						75,300

FRUIT NUT AND FIELD CROP -- PRODUCTION

	Year	Acreage	Per Acre	Total	Unit	Per Unit	Total
Apples	1974	350		25,000	Box	\$ 4.00	\$ 100,000
	1973	350	1.58 T	25,000	Box	3.80	95,000
Pears	1974	50	.50 T	1,000	Box	3.95	3,950
	1973	50	.66 T	1,500	Box	4.00	6,000
walnuts	1974	55	.10 T	6	Ton	500.00	3,000
	1973	55	.10 T	6	Ton	500.00	3,000
Chestnuts	1974	25	.24 T	5	Ton	400.00	2,000
	1973	25	.24 T	5	Ton	400.00	2,000
Misc. Orchards ...	1974	150					5,000
	1973	150					2,500
Misc. Vegetables .	1974	300					4,000
	1973	250					2,500
Nursery Stock	1974						6,000
	1973						5,000
Irrigated Pasture.	1974	2,500					120,000
	1973	2,500					120,000
Range Pasture	1974	300,000					900,000
	1973	300,000					900,000
Hay	1974	2,000		2,500	Ton	60.00	150,000
	1973	1,500	1.50 T	2,250	Ton	50.00	112,500
TOTAL	1974						\$1,293,950
	1973						1,248,500
GRAND TOTAL	1974						\$7,703,700
	1973						9,197,560



1975

TUOLUMNE COUNTY DEPARTMENT OF AGRICULTURE
ANNUAL CROP AND LIVESTOCK REPORT

1975

	Year	PRODUCTION			VALUE	
		Head	Liveweight	Unit	Per Unit	Total
Cattle and Calves	1975	21,000	126,000	Cwt.	\$31.00	\$3,906,000
	1974	20,000	120,000	Cwt.	32.00	3,840,000
Sheep and Lambs	1975	1,200	1,080	Cwt.	37.00	39,960
	1974	1,500	1,350	Cwt.	35.00	47,250
Hogs and Pigs	1975	850	1,700	Cwt.	45.00	76,500
	1974	1,200	2,400	Cwt.	36.00	86,400
Turkeys	1975	405,000	8,100,000	Lbs.	.34	2,754,000
	1974	415,000	8,300,000	Lbs.	.28	2,324,000
Poultry	1975					30,000
	1974					30,000
Misc. Livestock and Poultry ..	1975					20,000
	1974					20,000
TOTAL	1975					\$6,625,460
	1974					6,347,650


LIVESTOCK, POULTRY, AND APIARY PRODUCTS

	Year	Production		Value		Total
		Total	Unit	Per Unit	Total	
Misc. Poultry Products ...	1975					\$ 55,000
	1974					50,000
Wool	1975	5,500	Lbs.	\$.34		1,870
	1974	7,000	Lbs.	.30		2,100
Misc. Apiary Products	1975					7,500
	1974					10,000
TOTAL	1975					\$ 64,370
	1974					62,100

FRUIT NUT AND FIELD CROP -- PRODUCTION

	Year	Acreage	Per Acre	Total	Unit	Per Unit	Total
Apples	1975	350	1.80 T	32,000	Box	\$ 4.00	\$ 128,000
	1974	350	1.58 T	25,000	Box	4.00	100,000
Pears	1975	50	.51 T	1,200	Box	4.25	5,100
	1974	50	.50 T	1,000	Box	3.95	3,950
Walnuts	1975	55	.10 T	6	Ton	500.00	3,000
	1974	55	.10 T	6	Ton	500.00	3,000
Chestnuts	1975	25	.24 T	5	Ton	400.00	2,000
	1974	25	.24 T	5	Ton	400.00	2,000
Misc. Orchards	1975	175					6,000
	1974	150					5,000
Misc. Vegetables ..	1975	300					5,000
	1974	300					4,000
Nursery Stock	1975						7,000
	1974						6,000
Irrigated Pasture .	1975	2,500					120,000
	1974	2,500					120,000
Range Pasture	1975	300,000					900,000
	1974	300,000					900,000
Hay	1975	2,000		2,500	Ton	60.00	150,000
	1974	2,000		2,500	Ton	60.00	150,000
TOTAL	1975						\$1,326,100
	1974						1,293,950
GRAND TOTAL	1975						\$8,215,930
	1974						7,703,700

UNIVERSITY OF CALIFORNIA
DAVIS
MAY 2 36 1977
GOV'T. DOCS. - LIBRARY

Three vertical black bars of varying widths are positioned on the left side of the page. The bars are solid black and run from near the top to near the bottom of the page. The middle bar is the widest, flanked by two narrower bars.

1976

LIBRARY USE ONLY

1976 ANNUAL CROP AND LIVESTOCK REPORT

1976

TUOLUMNE COUNTY DEPARTMENT OF AGRICULTURE

Offices of

Report

Agricultural Commissioner
Sealer of Weights & Measures
Air Pollution Control Officer

Tuolumne County Dept. of Agriculture
9 North Washington Street
Sonora, California 95370

UNIVERSITY OF CALIFORNIA
DAVIS
OCT 09 1978
GOV'T. DOCS. - LIBRARY

LENORD L. CRAFT, JR.
AGRICULTURAL COMMISSIONER
AND
DIRECTOR OF WEIGHTS AND MEASURES



TELEPHONE
AREA CODE 209
532-7732

Tuolumne County
Department of Agriculture
9 N. WASHINGTON ST.
SONORA, CALIFORNIA 95370

April 12, 1977

To: Mr. Richard E. Rominger, Director
California Department of Food and Agriculture
and
Tuolumne County Board of Supervisors

Tilo Chiappelli, Chairman
M. E. Benkula Bill Marr
Mildred Filiberti Clyde "Cisco" May

In accordance with the Provision of Section 2279 of the California Agricultural Code, I hereby submit the Annual Crop and Livestock Report of the County of Tuolumne, for the Calander year 1976.

I must emphasize that this report reflects the gross value of agricultural production only. It does not take into consideration the cost of production, harvesting, shipping, or other expenses incurred by the producer. Neither does it consider the expensive feed necessarily purchased by ranchers because of the drought.

I wish to express my sincere appreciation to those individuals and agencies who contributed to the compilation of this report. A special word of thanks goes to Ros Roberts, Tuolumne County Farm Advisor and to the members of my staff for their invaluable assistance.

Respectively submitted,


Lenord L. Craft, Jr.
Agricultural Commissioner
Tuolumne County

PRODUCTION

LIVESTOCK AND POULTRY

VALUE

Item	Year	Head	Liveweight	Unit	Per Unit	Total
Cattle and Calves	1976	12,875	77,250	Cwt	\$38.00	\$2,935,500
	1975	21,000	126,000	Cwt	31.00	3,906,000
Sheep and Lambs	1976	800	760	Cwt.	44.70	33,972
	1975	1,200	1,080	Cwt.	37.00	39,960
Hogs and Pigs	1976	1,600	3,200	Cwt.	41.60	133,120
	1975	850	1,700	Cwt.	45.00	76,500
Turkeys	1976	358,000	7,100,000	lbs.	.32	2,272,000
	1975	408,000	8,100,000	lbs.	.34	2,754,000
Total Livestock and Poultry			1976			\$5,374,592
			1975			6,776,460

LIVESTOCK AND POULTRY PRODUCTS

Item	Year	Production	Unit	Per Unit	Total
Misc. Poultry Products	1976			\$261,000
	1975			105,000
Wool	1976	6,400	lbs.	.53	3,392
	1975	5,500	lbs.	.34	1,870
Misc. Apiary Products	1976			7,500
	1975			7,500
Total Livestock and Poultry Products			1976		271,892
			1975		114,370

FIELD CROPS

Item	Year	Acreage	Tons Per Acre	Total Tons	Unit	Unit	Total
Irrigated Pasture	1976	2,500				\$120,000
	1975	2,500				120,000
Non Irrigated Pasture	1976	300,000				900,000
	1975	300,000				900,000
Oat and Meadow Hay	1976	500	1.25	625	Tons	\$60.00	37,500
	1975	2,000	1.25	2,500	Tons	60.00	150,000
Nursery Stock	1976					17,300
	1975					7,000
Total Field Crops				1976			1,074,800
				1975 (adj)			1,177,000

FRUIT AND NUT PRODUCTION

Item	Year	Acreage	Tons Per Acre	Total Tons	Unit	Per Unit	Total
Apples	1976	182	2.53	460	Tons	\$250.00	\$115,000
	1975	350	1.80	720	Tons	178.00	128,000
Pears	1976	12.5	3	37.5	Tons	250.00	9,375
	1975	50	.51	27	Tons	189.00	5,100
Misc.	1976	50	19,000
	1975	255	<u>11,000</u>
Total Fruit and Nut				1976			\$143,375
				1975			<u>144,100</u>


SUMMARY

	1975	1976
Livestock	\$6,776,460	\$5,374,592
Livestock Products	114,370	271,892
Field Crops	1,177,000	1,074,800
Fruit and Nut	<u>144,100</u>	<u>143,375</u>
Total Production (adj)	\$8,211,930	\$6,864,659

Annual Rainfall Chart 1965-1976 at Sonora

1965-1966	25.87
1966-1967	41.69
1967-1968	23.23
1968-1969	47.21
1969-1970	35.00
1970-1971	26.18
1971-1972	21.86
1972-1973	38.27
1973-1974	36.77
1974-1975	36.32
1975-1976	15.37

Season Average 31.61



1977


LIBRARY ONLY

1977 ANNUAL CROP AND LIVESTOCK REPORT

TUOLUMNE COUNTY
DEPARTMENT OF AGRICULTURE

Offices of
Agricultural Commissioner
Sealer of Weights & Measures
Air Pollution Control Officer

Tuolumne County Dept. of Agriculture
9 North Washington Street
Sonora, California 95370



LENORD L. CRAFT JR.
AGRICULTURAL COMMISSIONER
AND
DIRECTOR OF WEIGHTS AND MEASURES



TELEPHONE
AREA CODE 209
533-7732

Tuolumne County
Department of Agriculture
2 N. WASHINGTON ST.
SONORA, CALIFORNIA 95370

May 17, 1978

To: Mr. Richard E. Rominger, Director
California Department of Food and Agriculture
and
Tuolumne County Board of Supervisors

M. E. Benkula, Chairman

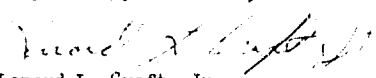
Tilo Chiappelli Bill Marr
Mildred Filiberti Clyde "Cisco" May

In accordance with the Provisions of Section 2279 of the California Agricultural Code, I hereby submit the Annual Crop and Livestock Report of the County of Tuolumne, for the Calendar year 1977.

I must emphasize that this report reflects the gross value of agricultural production only. It does not take into consideration the cost of production, harvesting, shipping, or other expenses incurred by the producer.

I wish to express my sincere appreciation to those individuals and agencies who contributed to the compilation of this report.

Respectively submitted,


Lenord I. Craft, Jr.
Agricultural Commissioner
Tuolumne County

PRODUCTION		LIVESTOCK AND FOULTRY				VALUE	
Item	Year	Head	LiveWeight	Unit	Per Unit	Total	
Cattle and Calves	1977	13,010	87,780	Cwt	\$35.00	\$3,072,300	
	1976	12,875	77,250	Cwt	38.00	2,935,500	
Sheep and Lambs	1977	800	760	Cwt	55.50	42,180	
	1976	800	760	Cwt	44.70	33,972	
Hogs and Pigs	1977	1,400	2,800	Cwt	40.50	113,400	
	1976	1,600	3,200	Cwt	41.60	133,120	
Turkeys	1977	272,000	5,440,000	lbs.	.35	1,901,000	
	1976	358,000	7,100,000	lbs.	.32	2,272,000	
Total Livestock and Poultry							
			1977			\$5,131,680	
			1976			5,374,592	

LIVESTOCK AND FOULTRY PRODUCTS

Item	Year	Production	Unit	Per Unit	Total
Misc. Foultry Products	1977			\$24,188
	1976			261,000
Wool	1977	6,400	lbs.	.68	4,352
	1976	6,400	lbs.	.53	3,392
Misc. Apiary Products	1977			7,500
	1976			7,500
Total Livestock and Foultry Products					
			1977		\$246,040
			1976		271,892

FIELD CROPS

Item	Year	Acreage	Tons Per Acre	Total Tons	Unit	Unit	Total
Irrigated Pasture	1977	2,000				\$190,000
	1976	2,500				120,000
Non Irrigated Pasture	1977	300,000				900,000
	1976	300,000				900,000
Cat Hay	1977	250	1.25	312	Tons	\$65.00	20,280
	1976	500	1.25	625	Tons	60.00	37,500
Nursery Stock	1977					-----
	1976					17,300
Total Field Crops							
				1977			\$1,110,280
				1976			1,074,800

FRUIT AND NUT PRODUCTION


Item	Year	Acreage	Ton Per Acre	Total Ton	Unit	Per Unit	Total
Apples	1977	182	4.5	819	Tons	\$245.00	\$200,655
	1976	182	2.53	460	Tons	250.00	115,000
Pears	1977	12.5	3.2	40	Tons	250.00	10,000
	1976	12.5	3	37.5	Tons	250.00	9,375
Misc. Fruit & Nuts	1977	50	19,000
	1976	50	19,000
Total Fruit and Nut				1977			\$229,655
				1976			143,375

SUMMARY

	1976	1977
Livestock	\$5,374,592	\$5,131,880
Livestock Products	271,892	246,040
Field Crops	1,074,800	1,110,280
Fruit and Nuts	<u>143,375</u>	<u>229,655</u>
Total Production	\$6,864,659	\$6,717,855

TOTAL PRODUCTION

1967	4,882,360
1968	4,866,430
1969	4,884,565
1970	5,137,480
1971	5,343,120
1972	6,802,490
1973	9,197,560
1974	7,703,700
1975	8,215,930
1976	6,864,659

Three vertical black bars of varying widths are positioned on the left side of the page. The bars are solid black and run from near the top to near the bottom of the page. The middle bar is the narrowest, while the two outer bars are wider and appear to be made of a textured or grainy material.

1978

1978 ANNUAL CROP AND
LIVESTOCK REPORT

TUOLUMNE COUNTY
DEPARTMENT OF AGRICULTURE

Offices of
Agricultural Commissioner
Sealer of Weights & Measures
Air Pollution Control Officer

Tuolumne County Dept. of Agriculture
9 North Washington Street
Sonora, California 95370


UNIVERSITY OF CALIFORNIA
DAVIS

JUN 11 1980

GOVT. DOCS. - LIBRARY

JEARL D. HOWARD
Agricultural Commissioner and
Inspector of Weights & Measures

Telephone
Area Code 209
592-1782



April 23, 1979

Richard E. Rominger, Director
California Department of Food & Agriculture
and
The Honorable Board of Supervisors
of Tuolumne County

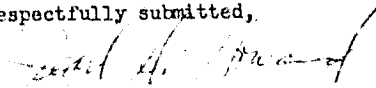
Gentlemen and Mrs. Filiberti:

I am pleased to submit the 1978 Annual Crop and Livestock Report for Tuolumne County as required by Section 2279 of the California Food and Agricultural Code. The values presented in this report represent gross receipts received by the growers and in no way reflect net income.

Livestock and Poultry production increased by \$2,397,100 primarily due to higher cattle prices and increased turkey production. The dramatic decrease in Fruit and Nut Production was due to a late frost in the apple and pear producing area of the county. Overall production increased \$2,873,435 to a record \$9,591,290 in 1978.

I wish to express my appreciation for the cooperation and assistance of these individuals and agencies who contributed to this report, and to Greg Riedel, Agricultural Biologist, who compiled the report.

Respectfully submitted,


Jearl D. Howard
Agricultural Commissioner
Tuolumne County

LIVESTOCK AND POULTRY

Item	Year	PRODUCTION		VALUE		
		Head	Liveweight	Unit	Per Unit	Total
Cows and Calves	1978	10,800	75,680	Cwt.	\$49.00	\$2,757,320
	1977	11,010	77,780	Cwt.	35.00	2,672,300
Pigs and Lambs	1978	900	855	Cwt.	63.00	51,300
	1977	800	760	Cwt.	55.50	42,180
Hens and Eggs	1978	2,100	4,200	Cwt.	45.50	203,700
	1977	1,400	2,800	Cwt.	40.50	113,400
Ducks	1978	418,650	8,373,000	lbs.	.42	3,516,660
	1977	272,000	5,440,000	lbs.	.35	1,904,000
TOTAL LIVESTOCK AND POULTRY						1978 \$7,528,980
						1977 5,131,880

LIVESTOCK AND POULTRY PRODUCTS

Item	Year	Production	Unit	Per Unit	Total
Misc. Poultry Products	1978			\$ 115,560
	1977			24,188
.....	1978	3,200	lbs.	\$.75	5,100
	1977	6,400	lbs.	.68	4,352
Misc. Poultry Products	1978			7,200
	1977			1,100
TOTAL LIVESTOCK AND POULTRY PRODUCTS					1978 \$ 122,760
					1977 26,540

FIELD CROPS

Item	Year	Acreage	Tons		Unit	Per Unit	Total
			Per Acre	Total			
Irrigated Pasture	1978	2,100	Acre	\$ 80.00	\$ 168,000
	1977	2,000	Acre	25.00	150,000
Non-Irrigated Pasture ...	1978	249,000	Acre	6.50	1,618,500
	1977	300,000	Acre	3.00	900,000
Hay	1978	300	1.30	390	Tons	45.00	17,550
	1977	250	1.25	312	Tons	65.00	20,280
TOTAL FIELD CROPS							1978 \$1,830,000
							1977 1,110,280

FRUIT AND NUT PRODUCTION

Item	Year	Acreage	Tons Per Acre	Total Tons	Unit	Per Unit	Total
Apples	1978	170	.9	158	Tons	\$300.00	\$47,400
	1977	182	4.5	819	Tons	245.00	200,655
Pears	1978	12.5	1.1	14	Tons	600.00	8,400
	1977	12.5	3.2	40	Tons	250.00	10,000
Misc. Fruits & Nuts	1978	50	10,000
	1977	50	12,000
TOTAL FRUITS AND NUTS							
					1978		\$47,400
					1977		\$222,655

SUMMARY

	1977	1978
Livestock	\$5,131,880	\$7,528,980
Livestock & Poultry Products	246,040	158,460
Field Crops	1,110,280	1,830,050
Fruit & Nut Crops	<u>229,655</u>	<u>73,800</u>
TOTAL PRODUCTION	\$6,717,855	\$9,591,290

TOTAL PRODUCTION

1968	\$4,866,430	1973	\$9,197,560
1969	4,884,565	1974	7,703,700
1970	5,137,480	1975	8,215,930
1971	5,343,120	1976	6,864,659
1972	6,802,490	1977	6,717,855

LIVESTOCK INVENTORIES - January 1, 1979

Cattle and Calves	18,000
Sheep	600
Hogs	300

1979

LIBRARY COPY

1979 ANNUAL CROP AND LIVESTOCK REPORT

TUOLUMNE COUNTY
DEPARTMENT OF AGRICULTURE

Offices of
Agricultural Commissioner
Sealer of Weights & Measures
Air Pollution Control Officer

Tuolumne County Dept. of Agriculture
9 North Washington Street
Sonoma, California 95370

Govt. Documents Dept.
University Library
University of California, Davis
Davis, California 95616



UNIVERSITY OF CALIFORNIA
DAVIS

JUN 11 1980

GOVT. DOCS. - LIBRARY

JEARL D. HOWARD
Agricultural Commissioner and
Director of Weights & Measures

Telephone
Area Code 209
532-7732

TUOLUMNE COUNTY
DEPARTMENT OF AGRICULTURE

9 N. Washington Street
Sonora, California 95370

March 24, 1980

Richard E. Rominger, Director
California Department of Food and Agriculture
and
The Honorable Board of Supervisors
of Tuolumne County

Gentlemen and Mrs. Filiberti:

I am pleased to submit the 1979 Annual Crop and Livestock Report for Tuolumne County as required by Section 2279 of the California Food and Agricultural Code. The values presented in this report represent gross receipts received by the growers and in no way reflect net income.

Cattle sales were down in 1979 because ranchers are holding more replacement heifers and replenishing their herds to predrought levels. Due to higher cattle prices and larger turkeys, Livestock and Poultry production still increased by \$716,000. The dramatic increase in Fruit and Nut Crop production was due to a frost free season and reflects a more normal year than the 1978 figures. Overall production increased \$1,017,320 and topped the ten million mark for the first time, for a total production of \$10,605,420.

I wish to express my appreciation for the cooperation and assistance of those individuals and agencies who contributed to this report, and especially to Agricultural Biologist, Greg Riedel, who compiled the report.

Respectfully submitted,

Jearl D. Howard
JEARL D. HOWARD
Agricultural Commissioner
Tuolumne County

LIVESTOCK AND POULTRY

Item	Year	Production		Unit	Value	
		No. of Head	Total Liveweight		Per Unit	Total
Cattle and Calves	1979	9,100	63,700	Cwt.	\$66.00	\$4,204,000
	1978	10,800	76,680	Cwt.	49.00	3,757,000
Sheep and Lambs	1979	900	855	Cwt.	67.00	57,300
	1978	900	855	Cwt.	60.00	51,300
Hogs and Pigs	1979	2,100	4,200	Cwt.	46.00	193,000
	1978	2,100	4,200	Cwt.	48.50	204,000
Turkeys	1979	410,000	93,900	Cwt.	40.00	3,756,000
	1978	418,000	83,700	Cwt.	42.00	3,515,000
Misc. Livestock and Poultry *	1979	---	---	---	--	33,000

*Includes rabbits and cull chickens

Total Livestock and Poultry 1979 \$8,243,300
1978 \$7,527,300

LIVESTOCK AND POULTRY PRODUCTS

Item	Year	Production	Unit	Value	
				Per Unit	Total
Wool	1979	7,200	Lbs.	\$.78	\$ 5,620
	1978	7,200	Lbs.	.75	5,400
Misc. Poultry Products*	1979	---	---	--	272,000
	1978	---	---	--	146,000
Misc. Apiary Products	1979	---	---	--	7,800
	1978	---	---	--	7,500

*Includes chicken eggs and turkey eggs

Total Livestock and Poultry Products 1979 \$ 285,420
1978 158,900

FIELD CROPS

Item	Year	Harvested Acreage	Production		Unit	Value	
			Per Acre	Total		Per Unit	Total
Dryland Pasture	1979	299,000	---	---	Acre	\$ 5.50	\$1,644,000
	1978	299,000	---	---	Acre	5.50	1,644,000
Irrigated Pasture	1979	2,200	---	---	Acre	85.00	187,000
	1978	2,100	---	---	Acre	80.00	168,000
Oat Hay	1979	400	1.30	520	Ton	65.00	33,800
	1978	300	1.30	390	Ton	45.00	17,600
Legume Hay	1979	120	1.00	120	Ton	50.00	6,000

Total Field Crops 1979 \$1,870,800
1978 1,829,600

FRUIT AND NUT CROPS

Item	Year	Bearing Acreage	Production		Unit	V A L U E	
			Per Acre	Total		Per Unit	Total
Apples	1979	170	3.50	555	Ton	\$300.00	\$178,000
	1978**	170	.90	153	Ton	300.00	45,900
Pears	1979	12.5	1.10	14	Ton	600.00	8,400
	1978	12.5	1.10	14	Ton	600.00	8,400
Misc. Fruits and Nuts*	1979	50	--	--	--	--	19,500
	1978	50	--	--	--	--	18,000

*Includes Chestnuts, Walnuts and Grapes

Total Fruit and Nut Crops 1979 \$205,900
** 1978 72,300

**Corrected

S U M M A R Y

	1978	1979
Livestock	\$7,527,300	\$8,243,300
Livestock and Poultry Products	158,900	285,420
Field Crops	1,829,600	1,870,800
Fruit and Nut Crops	<u>72,300**</u>	<u>205,900</u>
TOTAL PRODUCTION	\$9,588,100**	\$10,605,420

**Corrected


Note: Due to rounding procedures, figures may not be exact.

TOTAL PRODUCTION

1969	\$4,884,565	1974	\$7,703,700
1970	5,137,480	1975	8,215,930
1971	5,343,120	1976	6,864,660
1972	6,802,490	1977	6,717,855
1973	9,197,560	1978	9,588,100

LIVESTOCK INVENTORIES - January 1, 1980

Cattle and Calves	15,000
Sheep	600
Hogs	300



1980

DOCUMENTS
STACKS

Deposited


1980

TUOLUMNE COUNTY
DEPARTMENT OF AGRICULTURE

9 N. Washington Street
LIBRARY USE ONLY

Sonoma, California 95370

TUOLUMNE COUNTY



Government Documents Department
University Library
University of CA
Davis, CA 95616

LIVESTOCK AND POULTRY

TUOLUMNE COUNTY

1979-1980

ITEM	YEAR	PRODUCTION		GROSS VALUE		
		NUMBER OF HEAD	TOTAL LIVEWEIGHT	UNIT	PER UNIT	TOTAL
Cattle and Calves	1980	9,950	68,000	cwt	67.10	\$4,563.00
	1979	9,100	63,700	cwt	66.00	4,204.00
Sheep and Lambs	1980	1,350	1,283	cwt	67.03	86.00
	1979	900	855	cwt	66.67	57.00
Hogs and Pigs	1980	2,100	4,200	cwt	49.05	208.00
	1979	2,100	4,200	cwt	46.00	193.00
Turkeys	1980	347,600	7,410,000	lb.	.41	3,038.00
	1979	410,000	9,390,000	lb.	.40	3,756.00
Miscellaneous Products(a)	1980					39.00
	1979					33.00
TOTAL	1980					\$7,932.00
	1979					\$8,243.00

LIVESTOCK AND POULTRY PRODUCTS

ITEM	YEAR	PRODUCTION	UNIT	GROSS VALUE	
				PER UNIT	TOTAL
Wool	1980	10,800	lb.	.88	\$9,500
	1979	7,200	lb.	.78	5,600
Miscellaneous Products(b)	1980				100,000
	1979				272,000
TOTAL	1980				\$109,500
	1979				\$277,600

JANUARY 1 INVENTORIES OF
LIVESTOCK AND POULTRY 1980-81 (NO. OF HEAD)

ITEM	1981	1980
Beef Cows	17,000	15,000
Stock Sheep	600	900
Hogs	300	300

(a) Includes rabbits and cull chickens
(b) Includes chicken eggs and turkey eggs

FIELD CROPS

TUOLUMNE COUNTY		HARVESTED ACREAGE	PRODUCTIONS		UNIT	1979-1980 GROSS VALUE	
			PER ACRE	TOTAL		PER UNIT	TOTAL
Hay (a)	1980	400	1.50	600	ton	75.00	\$45,000
Grain	1979	400	1.31	524	ton	65.00	34,000
Legume	1980	150	1.25	188	ton	63.83	12,000
	1979	120	1.00	120	ton	50.00	6,000
Pasture Irrigated	1980	2300			acre	90.00	207,000
	1979	2200			acre	85.00	187,000
Dryland	1980	299,000			acre	5.50	1,644,000
	1979	299,000			acre	5.50	1,644,000
TOTAL	1980						\$ 1,908,000
	1979						\$ 1,871,000

(a) Much of the hay is not sold, but used on the farm.

APIARY AND NURSERY PRODUCTS

ITEM	YEAR	GROSS VALUE
Miscellaneous Apiary Products	1980	\$13,000
	1979	7,800
Miscellaneous Nursery Products	1980	18,000
	1979	16,000
TOTAL	1980	\$31,000
	1979	\$23,800

SUMMARY

	1980	1979
APIARY AND NURSERY PRODUCTS	\$ 31,000	\$ 23,800
FIELD CROPS	\$ 1,908,000	\$ 1,871,000
FRUIT AND NUT CROPS	\$ 159,000	\$ 205,000
LIVESTOCK AND POULTRY	\$ 7,932,000	\$ 8,243,000
LIVESTOCK AND POULTRY PRODUCTS	\$ 109,500	\$ 277,600
TOTAL	\$10,139,500	\$10,620,400

FIELD CROPS

TUOLUMNE COUNTY						1979-1980	
CROP	YEAR	HARVESTED ACREAGE	PRODUCTIONS		UNIT	GROSS VALUE	
			PER ACRE	TOTAL		PER UNIT	TOTAL
Hay (a)	1980	400	1.50	600	ton	75.00	\$45,000
Grain	1979	400	1.31	524	ton	65.00	\$27,000
Legume	1980	150	1.25	188	ton	63.83	\$12,000
	1979	120	1.00	120	ton	50.00	\$6,000
Pasture	1980	2300			acre	40.00	\$92,000
Irrigated	1979	2200			acre	85.00	\$187,000
Dryland	1980	299,000			acre	5.50	\$1,644,500
	1979	299,000			acre	5.50	\$1,644,500
TOTAL	1980						\$1,908,000
	1979						\$1,871,000

(a) Much of the hay is not sold, but used on the farm.

APIARY AND NURSERY PRODUCTS

ITEM	YEAR	GROSS VALUE
Miscellaneous Apiary Products	1980	\$13,000
	1979	7,800
Miscellaneous Nursery Products	1980	18,000
	1979	16,000
TOTAL	1980	\$31,000
	1979	\$23,800

SUMMARY

	1980	1979
APIARY AND NURSERY PRODUCTS	\$ 31,000	\$ 23,800
FIELD CROPS	\$ 1,908,000	\$ 1,871,000
FRUIT AND NUT CROPS	\$ 159,000	\$ 205,000
LIVESTOCK AND POULTRY	\$ 7,932,000	\$ 8,243,000
LIVESTOCK AND POULTRY PRODUCTS	\$ 109,500	\$ 277,600
TOTAL	\$10,139,500	\$10,620,400




1981

DOCUMENTS
STACKS

TUOLUMNE COUNTY
DEPARTMENT OF AGRICULTURE

9 N. Washington Street
Sonora, California 95370

LIBRARY USE ONLY



University of CA, Library
Government Documents Dept.
Davis, CA 95616

Attn: Mary Farrrens, Librarian

UNIVERSITY OF CALIFORNIA
DAVIS

Stack 1 1982

TUOLUMNE COUNTY
DEPARTMENT OF AGRICULTURE

9 N. Washington Street
Sonora, California 95370

Mr. Richard E. Rominger, Director
California Department of
Food and Agriculture
and
Board of Supervisors, County of Tuolumne
Mr. Clyde W. May, Chairman
Mrs. Mildred Filiberti, District 1
Mr. Sidney H. Hatler, District 2
Mr. Billy H. Marr, District 3
Mr. William C. Davidson, District 5

I am pleased to submit the Annual Crop and Livestock Report of agricultural production in Tuolumne County for the year 1981, as required by Section 2279 of the California Food and Agricultural Code.

This report is based on replies from growers, ranchers, producers, foresters and individuals associated with agriculture in Tuolumne County, and is shown in gross values only.

Harvested timber and timber products, Tuolumne County's largest agricultural resource, is included in this year's report.

I wish to express my thanks to those individuals who contributed to this report, and especially to Agricultural Biologist, Greg Riedel, who coordinated and compiled this report.

Respectfully submitted

Gerald A. Benincasa

GERALD A. BENINCASA
Agricultural Commissioner
Tuolumne County

FRUIT, NUT AND VEGETABLE CROPS

CROP	YEAR	PRODUCTION -IN TONS		GROSS VALUE		
		HARVESTED ACREAGE	PER ACRE	TOTAL	PER TON	TOTAL
Apples	1981	140	2.75	385	259.74	\$100,000
	1980	140	3.02	423	300.24	127,000
Miscellaneous Fruits (a)	1981	35				27,000
	1980	62				32,000
Miscellaneous Vegetables (b)	1981	14				18,000
	1980	9				13,000
TOTAL	1981					\$155,000
	1980					\$172,000

(a) includes berries, chestnuts, pears, walnuts

(b) includes corn, tomatoes, squash

LIVESTOCK AND POULTRY

ITEM	YEAR	P R O D U C T I O N		G R O S S V A L U E		
		NUMBER OF HEAD	TOTAL LIVEWEIGHT	UNIT	PER UNIT	TOTAL
Cattle and Calves	1981	10,450	67,900	CWT	58.03	\$3,940,000
	1980	9,950	68,000	CWT	67.10	\$4,563,000
Sheep and Lambs	1981	2,625	2,010	CWT	52.74	106,000
	1980	1,350	1,283	CWT	67.03	86,000
Hogs and Pigs	1981	2,200	5,110	CWT	47.36	242,000
	1980	2,100	4,200	CWT	49.05	208,000
Turkeys	1981	363,000	7,541,500	LB	.41	3,092,000
	1980	347,000	7,410,000	LB	.41	3,038,000
Miscellaneous Products (a)	1981					150,000
	1980					39,000
TOTAL	1981					\$7,530,000
	1980					\$7,932,000

(a) Includes animal breeding stock, rabbits, goats.

LIVESTOCK AND POULTRY PRODUCTS

ITEM	YEAR	PRODUCTION	UNIT	G R O S S V A L U E	
				PER UNIT	TOTAL
Wool	1981	22,855(b)	lb.	.77	\$ 17,600
	1980	10,800	lb.	.88	9,500
Miscellaneous Products (c)	1981				237,000
	1980				100,000
TOTAL	1981				\$255,000
	1980				\$109,000

(b) production includes transient sheep

(c) milk, turkey eggs

JANUARY 1, INVENTORIES OF

LIVESTOCK AND POULTRY 1981-1982 (No. of Head)

ITEM (d)	1982	1981
All Cattle and Calves	19,000	17,000
Beef Cows and Heifers 2 years and older	11,000	8,300
Milk Cows	100	100
Stock Sheep	1,850	600
Hogs	200	300

(d) All items include transient animals within Tuolumne County on January 1, 1982

FIELD CROPS

CROP	YEAR	P R O D U C T I O N S				G R O S S V A L U E	
		HARVESTED ACREAGE	PER ACRE	TOTAL	UNIT	PER UNIT	TOTAL
Hay (a) Grain	1981	340	1.50	510	TON	70.59	\$36,000
	1980	400	1.50	600	TON	75.00	45,000
Legume	1981	235	1.32	310	TON	61.29	19,000
	1980	150	1.25	188	TON	63.83	12,000
Pasture Irrigated	1981	2300			ACRE	100.00	230,000
	1980	2300			ACRE	90.00	207,000
Dryland	1981	299,000			ACRE	6.00	1,794,000
	1980	299,000			ACRE	5.50	1,644,000
TOTAL	1981						\$2,079,000
	1980						\$1,908,000

(a) Much of the hay is not sold, but used on the farm.

APIARY AND NURSERY PRODUCTS

I T E M	YEAR	G R O S S V A L U E
Miscellaneous Apiary Products	1981	\$ 6,000
	1980	\$13,000
Miscellaneous Nursery Products	1981	20,000
	1980	18,000
TOTAL	1981	\$26,000
	1980	\$31,000

TIMBER HARVESTED

	YEAR	P R O D U C T I O N			G R O S S V A L U E
		BOARD FEET	UNIT	PER UNIT	TOTAL
Private and Public Forests	1981(b)	81,620	M	116.86	\$9,538,000
	1980	Not Reported			
Cord and Fuel Wood(c)	1981				372,000
	1980	Not Reported			
TOTAL	1981				\$9,910,000
	1980	Not Reported			

(b) Preliminary

(c) Includes timber posts

SUMMARY

	1981	1980
APIARY AND NURSERY PRODUCTS	\$ 26,000	\$ 31,000
FIELD CROPS	\$2,079,000	\$1,908,000
FRUIT, NUT AND VEGETABLE CROPS	\$ 155,000	\$ 172,000
LIVESTOCK AND POULTRY	\$7,530,000	\$7,932,000
LIVESTOCK AND POULTRY PRODUCTS	\$ 255,000	\$ 109,000
TIMBER HARVESTED	\$9,910,000	Not Reported
TOTAL	\$19,955,000	\$10,152,000