AgEcon SEARCH
RESEARCH IN AGRICULTURAL & APPLIED ECONOMICS

The World's Largest Open Access Agricultural & Applied Economics Digital Library

This document is discoverable and free to researchers across the globe due to the work of AgEcon Search.

Help ensure our sustainability.

Give to AgEcon Search

AgEcon Search
http://ageconsearch.umn.edu
aesearch@umn.edu

*Papers downloaded from **AgEcon Search** may be used for non-commercial purposes and personal study only. No other use, including posting to another Internet site, is permitted without permission from the copyright owner (not AgEcon Search), or as allowed under the provisions of Fair Use, U.S. Copyright Act, Title 17 U.S.C.*

California Department of Food and Agriculture

Agricultural Commissioners' Crop Reports

Merced County

1956-1960

California County Agricultural Commissioners' Reports from the California Department of Food and Agriculture. This collection consists of annual crop and livestock data from each of the 58 California Counties. The collection covers 1915-1981; digitization of the rest of the collection is forthcoming.

This digitization project was funded by the Giannini Foundation of Agricultural Economics, http://giannini.ucop.edu/ .

The work was completed by the staff of the Giannini Foundation Library, University of California, Berkeley, http://are.berkeley.edu/library/ . **Please contact the Library to consult the originals.**

1956

Annual Report Of Agriculture

COUNTY OF MERCED
1956

UNIVERSITY OF CALIFORNIA
DAVIS
APR 9 1957
LIBRARY

MERCED COUNTY
DEPARTMENT OF AGRICULTURE

To: W. C. Jacobsen, Director
State Department of Agriculture

To: Merced County Board of Supervisors
Wade Morgan, Chairman
Arthur Ferrari Neil Galloway
Emory O'Banion Harry Schmidt

In accordance with Section 65.5 of the Agricultural Code, I submit a report of acreage, production, and value of agriculture in Merced County for the calendar year 1956.

Our widely diversified agriculture is reported under field, truck, seed, fruit, and nut crops, animal industry, and miscellaneous, which includes nursery stock and bees.

A chart indicating acreage planted to crops during the past five years is included. Bearing and non-bearing acreage of fruit and nuts crops are listed by variety.

In reporting production, we have used units of weight and measure commonly accepted in the sale of the product. Value of production is market value, FOB ranch or upon delivery to packers, processors, preservers, and manufacturers. I wish to emphasize that market values reported here are not net income.

This report represents the best thinking of many people. The information was gathered by our entire staff, and compiled largely by E. C. Fitchett, Senior Inspector. The cooperation of growers, handlers, and others made this report possible, and to them we express our sincere appreciation.

Copies of the Annual Report are mailed to Federal, State, and County agencies, and to others upon request.

E. A. DANISON
Agricultural Commissioner.

* FIELD CROPS 1956 *

Crop	Producing Acreage	Per Acre	Total	Unit	Value Per Unit	Total
Alfalfa	88,120	4.5	396,540	Ton	24.20	9,596,268
Barley	57,700	16	923,200	100# sack	2.46	2,271,072
Beans-Pinto	165	12.6	2,079	" "	6.00	12,474
Baby Lima	2,425	29	70,325	" "	5.50	386,787
Light Red Kidney	315	16.6	5,230	" "	8.00	41,840
Dark Red Kidney	240	17	4,080	" "	8.00	32,640
Pink	20	20	400	" "	7.50	3,000
Large Lima	95	10	950	" "	10.00	9,500
Blackeye	1,600	11	17,600	" "	7.00	123,200
Bean Silage			5,000	Ton	4.00	20,000
Bean Straw			2,000	Ton	10.00	20,000
Total Beans	4,860					649,441
Green Pea Silage			8,480	Ton	4.00	33,920
Corn Field	3,900	2	7,800	Ton	60.00	468,000
Cotton	27,731	1.56	43,261	500# bale	175.50	7,592,305
Cotton seed			17,304	Ton	63.00	1,090,152
Total Cotton						8,682,457
Grain Hay	9,287	1.7	15,788	Ton	23.00	363,124
Grain Sorghum	4,188	23	96.324	100# sack	2.60	250,442
Oats	4,500	16	72,000	" "	2.82	203,040
Permanent Pasture	74,837				35.00	2,619,295
Pasture	768,363				2.00	1,536,726
Rice	8,048	35	281,680	100# sack	3.90	1,098,552
Rye	1,025	4.5	4,612	124# sack	4.00	18,448
Silage	14,417	12	173,004	Ton	7.00	1,211,028
Sudan Pasture	4,485				22.50	100,912
Sugar Beets	4,295	21	90,195	Ton	12.50	1,127,437
Stubble **	66,632				1.50	99,948
Sweet Potatoes	4,982		(260,780	50# Bask.Jer	3.50	912,730
		91 ⟶	(192,582	" " Reds	3.75	722,182
Culls			4,500	Ton	10.00	45,000
Seed			1,250	Ton	80.00	100,000
Cannery			920	Ton	62.00	57,040
Total Sweet Potatoes						1,836,952
Wheat	3,407	15	51,105	100# sack	3.40	173,757
Canary Seed	185	5.5	1,017	" "	7.50	7,627
Total	1,084,330					32,348,446

**
Stubble not included in this total

* Fields Crops - 5 Year Chart of Acreage *

Crop	1952	1953	1954	1955	1956
Alfalfa	80,461	88,562	93,921	92,785	88,120
Barley	57,600	49,228	60,038	52,950	57,700
Beans	5,068	7,024	5,606	6,834	4,860
Corn	330	288	1,393	7,652	3,900
Cotton	60,000	50,080	31,711	29,260	27,731
Grain Hay	5,900	5,700	5,888	6,505	9,287
Grain Sorghum	1,045	3,142	5,318	5,348	4,188
Oats	5,320	2,730	2,687	5,397	4,500
Permanent Pasture	62,463	73,102	71,887	73,526	74,837
Pasture	781,716	768,716	768,782	770,076	768,363
Rice	13,922	19,073	16,203	11,715	8,048
Rye	2,112	1,310	1,185	1,125	1,025
Silage	6,750	7,000	6,000	7,011	14,417
Sudan Pasture	9,254	6,354	4,085	5,984	4,485
Stubble	68,768	57,130	66,921	63,832	66,632
Sugar Beets	885	2,018	4,050	3,491	4,295
Sun Flowers	661	127	130	-	-
Sweet Potatoes	4,473	5,145	4,889	4,687	4,982
Wheat	3,736	4,142	4,196	4,360	3,407
Canary Seed	-	-	-	-	185

* FIELD CROPS (SEED) 1956 *

Crop	Producing Acreage	Production Per Acre	Total	Unit	Value Per Unit	Value
Alfalfa						
Common	308	243	74,844	lb.	.30	22,453
Atlantic	280	500	140,000	lb	.337	47,180
Calverde	50	600	30,000	lb.	.40	12,000
Hilmar	300	447	134,100	lb.	.30	40,230
Lahontan (cert)	728	263.6	191,900	lb.	.50	95,950
Lahontan	270	280	75,600	lb.	.49	37,044
Ranger	1,410	514.6	725,586	lb.	.30	217,675
Vernal	125	463.2	57,900	lb.	.50	28,950
Asparagus	3	225	675	lb.	1.00	675
Barley						
Arivat	107	16.25	1,738	100# sack	4.00	6,952
Club Mariot	40	16.25	650	" "	5.00	3,250
ntaloupes	95	300	28,500	lb.	.55	15,675
Clover (Kenland)	7	300	2,100	lb.	.40	840
Corn (Hybrid)	235	50	11,750	100# sack	15.00	176,250
Cucumber	10	600	6,000	lb.	.65	3,900
Garden Peas	1,035	1,000	1,035,000	lb	.06	62,100
Mustard	37	700	25,900	lb.	.12	3,108
Oats						
Ventuna	15	20	300	100# sack	5.00	1,500
Beans						
Light Red Kidney	260	25	6,500	100# sack	12.00	78,000
Dark Red "	345	19	6,555	100# sack	12.00	78,660
String	45	15	675	100# sack	13.00	8,775
Ford Hook	440	12	5,280	100# sack	7.00	36,960
Blackeye	140	16.42	2,298	100# sack	10.50	24,129
Squash	65	400	26,000	lb.	.40	10,400
Watermelon	140	650	91,000	lb.	.40	36,400
Turnip	10	1,000	10,000	lb.	.06	600
Wheat						
White Federation	20	17.5	350	100# sack	5.00	1,750
Onas	7	11	77	100# sack	5.00	385
Totals	6,527					1,051,791

* SEED CROPS - 5 Year Chart of Acreage *

	1952	1953	1954	1955	1956
Alfalfa	380	591	442	2,599	3,471
Asparagus	-	-	3	3	3
Barley	-	-	100	157	147
Cantaloupes	83	4	142	60	95
Clover (Kenland)	-	-	-	100	7
Corn (Hybrid)	-	-	-	41	235
Cucumbers	110	8	15	17	10
›rd Hook Limas	-	-	345	-	440
Garden Peas	180	877	731	721	1,035
Honeydews	10	30	29	20	-
Beans-Dark Red Kidney	-	-	-	12	345
" Light Red Kidney	-	-	90	-	260
" Blackeye	-	-	-	-	140
Mustard	20	45	-	15	37
Milo	-	-	46	-	-
·ts	-	-	38	30	15
Onions	-	-	-	4	-
Pumpkins	-	-	26	-	-
Grain Sorghum (Reliance)	-	-	17	15	-
Rye (Merced)	-	-	-	18	-
String Beans	175	135	293	489	45
Squash	18	5	69	84	65
Safflower	-	-	-	34	-
Sudan Grass	50	642	50	300	-
Watermelons	24	47	29	144	140
Wheat	-	-	29	24	27
Turnips	-	-	-	-	10

* TRUCK CROPS - 1956 *

Crop	Producing Acreage	Production Per Acre	Production Total	Unit	Value Per Unit	Value Total
Asparagus	57	133	7,581	34-lb. crate	3.40	25,775
Beans - String	10	165	1,650	30-lb. hamper	3.00	4,950
" - Lima fresh frozen	1,025	1.50	1,537.5	Ton	140.00	215,250
" - Ford hook fresh	620	.40	248	Ton	200.00	49,600
Bush Berries	49	8	392	Ton	180.00	70,560
Cantaloupes	3,970	133	528,010	Crate	2.73	1,441,467
" fresh frozen	72	5	360	Ton	20.00	7,200
Honeydews	120	300	36,000	Flat	1.74	62,640
Watermelons	1,744	14	24,416	Ton	17.50	427,280
Other Melons	280	292.5	81,900	Flat	1.90	155,610
Carrots - Processing	115	15	1,725	Ton	20.00	34,500
Eggplant	15	300	4,500	30-lb. lug	1.15	5,175
Lettuce	5	300	1,500	Crate	3.80	5,700
Onions	121	402	48,642	50-lb. sack	1.81	88,042
Peas	1,060	1.25	1,325	Ton	100.00	132,500
Peppers	360	288.8	103,968	45-lb. crate	4.00	415,872
Cannery & Dehydrator		4.5	1,620	Ton	60.00	97,200
Potatoes	5	200	1,000	100-lb. sack	3.50	3,500
Strawberries	63	157	9,891	Crate	2.30	22,749
" Processing		5.17	326	Ton	320.00	104,320
Taro Root	3	2,000	6,000	Lbs.	.50	3,000
Tomatoes	6,873	232	1,594,536	32-lb. lug	2.76	4,400,919
Shipping						
Export		31.4	215,812	W B crate	3.60	776,923
Canning		9	61,857	Ton	22.50	1,391,782
Total Tomatoes.....						6,569,624
Cauliflower - fresh						
frozen	22	3.50	77	Ton	140.00	10,780
Broccoli	24	2.5	60	Ton	200.00	12,000
TOTAL.....	16,613					9,965,294

* TRUCK CROP ACREAGE - 5-YEAR CHART *

Crop	1952	1953	1954	1955	1956
Asparagus	77	50	50	56	57
Beans - String	5	4	32	4	10
- Lima Quick Freeze	130	745	1,145	889	1,645
Berries - Bush	23	33	30	49	49
Broccoli	130	160	-	-	24
Cantaloupes	4,246	4,207	4,110	4,522	4,042
Honeydews	410	505	500	500	120
Watermelons	1,715	2,279	2,278	2,043	1,744
Other Melons	177	229	162	245	280
Carrots	50	48	40	17	115
Eggplant	30	20	17	14	15
Garlic	10	3	5	-	-
Lettuce	28	50	38	35	5
Onions	150	170	176	87	121
Peppers	210	250	254	319	360
Peas - Freezer	-	-	-	652	1,060
Potatoes	40	125	105	170	5
Spinach	230	230	-	-	-
Strawberries	25	25	30	50	63
Squash	18	21	1	-	-
Sweet Corn	360	275	165	60	-
Tomatoes	3,321	3,568	3,855	6,043	6,873
Cauliflower	-	-	-	-	22

* FRUIT AND NUT CROPS - 1956 *

Crop	Producing Acres	Production Per Acre	Production Total	Unit	Value Per Unit	Value
Almonds	8,336	.65	5,418	Ton	820.00	4,442,760
Apricots	346					
Cannery		5.5	1,903	Ton	105.00	199,815
Dried		.075	26	Ton	800.00	20,800
Total Apricots	346					220,615
Citrus	9	100	900	70-lb Box	1.50	1,350
Figs - Kadota	3,209	2.4	7,701	Ton Gr.	110.00	847,110
"		.43	1,380	Ton Dry	140.00	193,200
Adriatic	1,162	.75	872	Ton Dry	120.00	104,640
Black	949	1.25	1,186	Ton Dry	90.00	106,740
Calimyrna	1,200	.87½	1,050	Ton Dry	220.00	231,000
Sub-Standard			582	Ton Dry	34.00	19,788
Total Figs.....	6,520					1,502,478
Grapes - Raisin	9,533	8	76,264	Ton Green	37.50	2,859,900
Table	1,627	5	8,135	Ton Green	30.00	244,050
Juice	4,116	7	28,812	Ton Green	35.00	1,008,420
Total Grapes.....	15,276					4,112,370
Nectarines	204					
Shipping		228	46,512	Lugs & Crates	4.00	186,048
Cannery			42	Ton	90.00	3,780
Total Nectarines	204					189,828
Olives	123	3.75	461	Ton	50.00	23,050
Peaches - Cling	3,809					
Cannery		11.97	45,593	Ton	63.00	2,872,359
Peaches - Freestone	3,107					
Cannery-Freezer		11	34,177	Ton	62.00	2,118,974
Shipping		87.6	272,175	20-lb. Lug	1.60	435,480
Dried		.157	488	Ton	440.00	214,720
Total Peaches	6,916					5,641,533
Plums	121	145	17,545	25-lb. Lug	2.10	36,844
Pomegranates	10	70	700	25-lb. Lug	1.50	1,050
Walnuts	2,739	.7	1,917	Ton	400.00	766,800
Black Walnuts	595		5,000	100-lb. Sack	.90	4,500
Totals.....	41,195					16,943,178

* FRUIT AND NUT BEARING ACRES - 5 to 10-year Chart *

Crop	1946	1952	1953	1954	1955	1956
Almonds	5,423	7,330	7,530	7,798	8,172	8,336
Apricots	888	462	356	345	344	346
Citrus	24	20	12	9	9	9
Figs	8,611	8,734	8,100	7,757	7,098	6,520
Grapes	15,869	17,300	14,621	14,995	15,376	15,276
Nectarines	178	121	121	135	156	204
Olives	124	125	125	118	118	123
Peaches	6,749	6,250	5,281	5,934	6,070	6,916
Plums	92	121	103	111	118	121
Pomegranates	15	10	10	10	10	10
Walnuts	1,507	2,250	2,274	2,440	2,657	2,739
Black Walnuts		75	121	191	191	595

* MERCED COUNTY FRUIT AND NUT ACREAGE - 1956 *

Crop and Variety	Bearing Acreage	Non-Bearing Acreage
Almonds		
Drake	279	22
I. X. L.	142	-
Jordanola	602	71
Mission	1,974	254
Ne Plus	1,133	80
Non Pareil	4,068	672
Peerless	49	16
Davey	-	207
Other Varieties	89	5
Total Almonds	8,336	1,327
Apricots		
Blenheim Royal	192	151
Tilton	141	32
Moorpark	6	-
Mixed Varieties	7	-
Total Apricots	346	183
Figs		
Black	949	15
Kadota	3,209	-
Calimyrna	1,201	-
Adriatic	1,162	-
Total Figs	6,521	15
Grapes - Table		
Cardinal	3	-
Emperor	71	-
White Malaga	869	-
Red Malaga	120	-
Ribier	144	-
Tokay	369	-
Other varieties	51	-
Total Table Grapes	1,627	0
Grapes - Raisin		
Thompson	9,464	182
Sultana	3	-
Muscat	14	-
Zante	52	-
Total Raisin Grapes	9,533	182
Grapes - Wine		
Alicante	340	-
Colombard	48	190
Carignane	826	4
Grey Reisling	23	-
Golden Chesselas	171	-
Grenache	630	25

* MERCED COUNTY FRUIT AND NUT ACREAGE - 1956 *

Crop and Variety	Bearing Acreage	Non-Bearing Acreage
Continued --		
Grapes - Wine		
Mission	414	-
Palomino	487	-
Zinfandel	330	-
Other White Varieties	112	-
Other Dark Varieties	735	8
Total Wine Grapes	4,116	227
Citrus		
Navel Oranges	7	-
Valencia "	1	-
Total Oranges	8	
Nectarines		
Quetta	78	-
John Rivers	21	5
Early Le Grand	12	-
Le Grand	21	24
Late Le Grand	10	59
Red Grand	9	22
Grand Rivers	7	5
Golden Grand	-	20
Sun Grand	32	-
Grandeur	6	-
Freedom	8	2
Total Nectarines	204	137
Olives		
Manzanillo	16	6
Mission	104	-
Other Varieties	3	-
Total Olives	123	6
Peaches - Cling		
Carolyn	-	7
Fortuna	388	33
Gaume	609	65
Gomes	47	4
Halford	238	380
Libbee	190	-
Paloro	364	57
Peak	244	13
Phillips	209	-
Sims	97	-
Other Cling Varieties	1,423	575
Total Clings	3,809	1,134

* MERCED COUNTY FRUIT AND NUT ACREAGE - 1956 *

Crop and Variety	Bearing Acreage	Non-Bearing Acreage
continued-		
Peaches - Freestone		
Babcock	4	-
Early Elberta	371	511
Elberta	1,894	712
J. H. Hale	90	4
Lowell	182	-
Muir	39	5
Rio Oso	114	39
Other Freestone Varieties	413	97
Total Freestones	3,107	1,368
Plums		
Beauty	2	-
Duarte	1	-
Grand Duke	1	-
President	56	-
Santa Rosa	47	1
Tragedy	1	-
Yellow Egg	13	1
Total Plums	121	2
Walnuts		
Blackmer	3	2
Concord	19	-
Eureka	708	206
Franquette	512	118
Hartley	160	290
Mayette	131	8
Payne	1,160	182
Other Varieties	46	37
Total Walnuts	2,739	843
Black Walnuts	595	Bearing and non-bearing
Pomegranates	10	-
Bush Berries	63	44
Capri Figs	6	-

* ANIMAL INDUSTRY - 1956 *

	Production				Value	
	Producing Cows	Per Cow	Total	Unit	Per Unit	Total
Dairy Cattle	62,000	295	18,290,000	Lbs. Butter Fat	.93	17,009,700
Cows, Bulls, and Calves sold to Butcher						1,412,000
Total.....						18,421,700
Beef Cattle	73,250 head					
Cows, Calves, Feeders, and Beef						8,057,500
Rabbits and Hides sold	10,000 head					10,000
Sheep	47,500 head					
Ewes and Lambs						760,000
Wool						280,165
Total.....						1,040,165
Hogs	4,000 head					132,000
Milk Goats	750 head					
Butterfat	37,500					60,000
Kids, hides, and goats sold						3,000
Total Goats						63,000
Geese						
Goslings and Geese sold	47,500					103,000
Turkeys						
Sold to Market	1,637,779					8,352,673
Poults	736,285					515,399
Eggs	3,982,735					1,473,612
Total Turkeys						10,341,684
Chickens						
Baby Chicks	512,000					87,040
Broilers, Roasters, Fryers	8,071,600	pounds				1,564,320
Eggs	146,988	30-doz. cases				1,616,868
Total Chickens						3,268,228
Total Animal Industry						41,437,277

* NURSERY STOCK AND MISCELLANEOUS - 1956 *

Nursery Stock 1,200 acres		
Strawberry Plants	4,100,000	41,500
Fruit and Nut Trees	2,139,000	984,850
Rooted Grape Vines	2,150,000	84,000
Roses	3,200,000	800,000
Semi-tropical Ornamentals and Shade Trees	602,000	822,500
Shrubs	100,000	10,000
Tomato Plants	2,000,000	14,000
Wood and Pits		126,000
Total Nursery Stock.....		2,882,850

-o-o-o-

* BEE INDUSTRY *

	Production		Value		
Number Colonies	Per Colony	Total	Unit	Per Unit	Total
Honey - 24,544	51	1,251,744	Lbs.	.13	162,726
Beeswax	1	24,544	Lbs.	.59	14,481
Rental for Pollination - 22,000			Dollars	3.00	66,000
Total Bees					243,207

* SUMMARY - 1956 *

Classification of Acreage	1955	1956
Fruit and Nut Crops, including non-bearing	44,350	46,030
Field and Truck Crops, including Seed Crops	339,274	339,107
Nursery and Miscellaneous Crops	1,000	1,200
Pasture Land (not arable)	545,670	545,670
Pasture Land (arable, not farmed)	224,406	222,693
Sloughs, Rivers, Ponds, Brush, building sites, Canals, Roads, Airports, Cities, and Ditches	64,500	64,500
Total	1,219,200	1,219,200

Value	1955	1956
Field Crops, including Pasture and Seed	31,899,511	33,400,231
Fruit and Nut Crops	16,570,974	16,943,178
Truck Crops	6,320,368	9,948,104
Animal Industry	38,516,666	41,437,277
Nursery and Miscellaneous	2,526,845	3,126,057
Total	95,834,364	104,854,847



1957

Merced County, California
Department of Agriculture

Annual Report of Agriculture

County of Merced
- 1957 -

To The State Director of Agriculture and

The Honorable Board of Supervisors

In accordance with the requirement contained in Section 65.5 of the Agricultural Code, I present herewith a report of acreage, production and value of agriculture in Merced County for the calendar year 1957.

In reporting production we have used units of weights and measures commonly accepted in the sale of the product. Value of production is market value F.O.B. ranch or upon delivery to packers, processors, preservers or manufacturers. Market values are not to be construed to mean net income.

Our widely diversified agriculture is listed under field, truck, seed, fruit and nut crops, animal industry and miscellaneous, which includes nursery stock and bees. Charts indicating acreage planted to crops during the past five year period are included in this report. Bearing and non-bearing acreage of fruit and nut trees are listed by variety.

The information contained in this report was gathered by our staff and compiled largely by E. C. Fitchett, Senior Inspector. The cooperation and assistance of growers, handlers and others made this possible and to them we express our sincere appreciation.

Copies of the Annual Report are mailed to Federal, State and County agencies and to others upon request.

E. A. Denison
Agricultural Commissioner

EAD:dhl

FIELD CROPS - 1957

Crop	Producing Acreage	Yield per acre	Total Yield	Unit	Value Per Unit	Total
Alfalfa	79,700	4.5	358,650	Ton	23.40	8,392,410
Barley	62,900	15	943,500	100# sack	2.10	1,981,350
Beans-Calif. Red	19	10	190	100# "	7.00	1,330
" Pinto	395	16.5	6,517.5	100# "	7.00	45,622
" Baby Lima	1,105	24	26,520	100# "	7.00	185,640
" Large Lima	906	20	18,120	100# "	10.50	190,260
" Lt. Red Kidney	73	25	1,825	100# "	10.00	18,250
" Dk. " "	835	17	14,195	100# "	10.00	141,950
" Pink	19	10	190	100# "	7.30	1,387
" Blackeye	1,655	13	21,515	100# "	6.25	134,468
" Fordhook	40	15	600	100# "	7.00	4,200
" Bean Silage			7,500	Ton	3.00	22,500
" Bean Straw			2,250	Ton	8.50	19,125
Total Beans.....	5,047					764,732
Grean Pea Silage			4,640	Ton	5.00	23,200
orn - Field	7,150	2	14,300	Ton	45.00	643,500
Castor Beans	3	.83 1/3	2.5	Ton	156.00	390
Cotton	25,059	1.80	45,106	500# Bale	175.00	7,893,550
Cotton Seed			18,042	Ton	55.00	992,310
Total Cotton	25,059					8,885,860
Grain Hay	7,900	1.6	12,640	Ton	18.00	227,520
Grain Sorghum	7,380	1.2	8,856	Ton	42.00	371,952
Oats	7,805	15	117,075	100# Sack	2.20	257,565
Permanent Pasture	76,073			Acre	40.00	3,042,920
sture	765,508			Acre	2.00	1,531,016
Rice	5,433	40	217,320	100# Sack	4.40	956,208
Rye	2,175	4	8,700	124# Sack	4.00	34,800
Silage	13,756	12	165,072	Ton	6.50	1,072,968
Sudan Pasture	4,695			Acre	25.00	117,375
Sugar Beets	6,290	20	125,800	Ton	12.50	1,572,500
Stubble **	75,797			Acre	1.50	113,695
Sweet Potatoes	5,000	98.14	263,200 Jersey	50# Bskt.	3.60	947,520
			227,500 Reds	50# Bskt.	3.50	796,250
" " Culls			5,000	Ton	8.00	40,000
" " Seed			1,300	Ton	80.00	104,000
" " Cannery			1,225	Ton	65.00	79,625
Total Sweet Potatoes	5,000					1,967,395
Wheat	2,917	17	49,589	100# Sack	3.53	175,049
Total Field Crops	1,084,791 **					32,132,405

** Stubble acreage not included

FIELD CROPS - 5 YEAR CHART OF ACREAGE

CROP	1953	1954	1955	1956	1957
Alfalfa	88,562	93,921	92,785	88,120	79,700
Barley	49,228	60,038	52,950	57,700	62,900
Beans	7,024	5,606	6,834	4,860	5,047
Corn	288	1,393	7,652	3,900	7,150
Cotton	50,080	31,711	29,260	27,731	25,059
Grain Hay	5,700	5,888	6,505	9,287	7,900
Grain Sorghum	3,142	5,318	5,348	4,188	7,380
Oats	2,730	2,687	5,397	4,500	7,805
Permanent Pasture	73,102	71,887	73,526	74,837	76,073
Pasture	768,716	768,782	770,076	768,363	765,508
Rice	19,073	16,203	11,715	8,048	5,433
Rye	1,310	1,185	1,125	1,025	2,175
Silage	7,000	6,000	7,011	14,417	13,756
Sudan Pasture	6,354	4,085	5,984	4,485	4,695
Stubble	57,130	66,921	63,832	66,632	75,797
Sugar Beets	2,018	4,050	3,491	4,295	6,290
Sweet Potatoes	5,145	4,889	4,687	4,982	5,000
Wheat	4,142	4,196	4,360	3,407	2,917
Castor Beans	-	-	-	-	3

FIELD CROPS (SEED) 1957

Crop	Producing Acreage	Yeild Per Acre	Total Yield	Unit	Value Per Unit	Total
Alfalfa						
Atlantic	280	750	210,000	lb.	.32	67,200
Calverde	200	90	18,000	lb.	.23	4,140
Hilmar	123	300	36,900	lb.	.26	9,594
Lahontan (cert)	960	430	412,800	lb.	.45	185,760
Lahontan	280	282	78,960	lb.	.40	31,584
Ranger	1,520	668	1,015,360	lb.	.28	284,301
Rambler	160	330	52,800	lb.	.55	29,040
Vernal	125	276	34,500	lb.	.43	14,835
Asparagus	3	133	399	lb.	1.00	399
Barley						
Arivat	17	20	340	100# sack	4.50	1,530
Tenn. Winter	20	22.5	450	100# sack	4.50	2,025
Cantaloupe	63	400	25,200	lb.	.55	13,860
Clover						
Kenland	7	530	3,710	lb.	.30	1,113
Dollard	120	900	108,000	lb.	.35	37,800
Garden Peas	235	1,500	352,500	lb.	.03	10,575
Mustard	80	400	32,000	lb.	.10	3,200
Oats						
Kanota	15	28	420	100# sack	4.25	1,785
Ventura	21	28	588	100# sack	4.25	2,499
Beans						
Blackeye	130	18.5	2,405	100# sack	8.70	20,923
Corn						
Hybrid	200	50	10,000	50# sack	15.00	150,000
Squash	15	550	8,250	lb.	.40	3,300
Watermelon	55	500	27,500	lb.	.40	11,000
Turnip	15	800	12,000	lb.	.11	1,320
Wheat						
Ramona	15	24	360	100# sack	4.50	1,620
White Fed.(38)	20	20	400	100# sack	4.50	1,800
White Fed.(54)	25	20	500	100# sack	4.50	2,250
Rutabaga	10	1,000	10,000	lb.	.14	1,400
Cabbage	21	500	10,500	lb.	.40	4,200
Honeydew	15	400	6,000	lb.	.55	3,300
Total Seed Crops	4,750					902,353

SEED CROPS - 5 YEAR CHART OF ACREAGE

	1953	1954	1955	1956	1957
Alfalfa	591	442	2,599	3,471	3,648
Asparagus	-	3	3	3	3
Barley	-	100	157	147	37
Cantaloupe	4	142	60	95	63
Clover	-	-	100	7	127
Corn(Hybrid)	-	-	41	235	200
Cucumbers	8	15	17	10	-
Ford Hook Limas	-	345	-	440	-
Garden Peas	877	731	721	1,035	235
Honeydews	30	29	20	-	15
Beans (Dark Red Kidney)	-	-	12	345	-
(Light Red Kidney)	-	90	-	260	-
(Blackeye)	-	-	-	140	130
Mustard	45	-	15	37	80
Oats	-	38	30	15	36
Onions	-	-	4	-	-
String Beans	135	293	489	45	-
Squash	5	69	84	65	15
Sudan Grass	642	50	300	-	-
Watermelons	47	29	144	140	55
Wheat	-	29	24	27	45
Turnips	-	-	-	10	15
Cabbage	-	-	-	-	21
Rutabaga	-	-	-	-	10

TRUCK CROPS 1957

Crops	Producing Acreage	Yield Per Acre	Total Yield	Unit	Value Per Unit	Total
Asparagus	60	140	8,400	34# crate	2.65	22,260
Beans						
String	20	200	4,000	30# hamper	3.00	12,000
Lima Fresh Frozen	1,235	1.5	1,852.5	Ton	120.00	222,300
Ford Hook	285	1.0	285	Ton	150.00	42,750
Bush Berries	90	5.5	495	Ton	200.00	99,000
Cantaloupes	4,000	165	660,000	Crate	3.50	2,310,000
Watermelons	1,500	14.5	21,750	Ton	17.00	369,750
Other Melons	270	325	87,750	Flat	1.40	122,850
Eggplant	13	300	3,900	30# lug	1.32	5,148
Lettuce	165	350	57,750	crate	2.00	115,500
Onions	18	450	8,100	50# sack	2.00	16,200
Peas - Fresh Frozen	580	2,500	1,450,000	lb.	.05	72,500
Peppers	480	300	144,000	45# crate	3.10	446,400
Cannery & Dehydrator		3.15	1,512	Ton	48.00	72,576
Potatoes	80	180	14,400	100# sack	2.00	28,800
Strawberries	92	211	19,412	Crate	1.60	31,059
" Processing		2.5	230	Ton	160.00	36,800
Tomatoes	7,260					
Shipping		216	1,568,160	32# lug	2.60	4,077,216
Export		14	101,640	W.B. Crate	3.25	330,330
Canning Round Type		11	79,860	Ton	22.50	1,796,850
Canning Pear Type	30	18 1/3	550	Ton	25.00	13,750
Total Tomatoes	7,290					6,218,146
Cauliflower						
Fresh Frozen	40	5	200	Ton	120.00	24,000
Total Truck Crops	16,218					10,268,039

TRUCK CROP ACREAGE - 5 YEAR CHART

Crop	1953	1954	1955	1956	1957
Asparagus	50	50	56	57	60
Beans					
String	4	32	4	10	20
Lima Quick Frozen	745	1,145	889	1,645	1,235
Ford Hook Frozen	-	-	-	-	285
Berries - Bush	33	30	49	49	90
Broccoli	160	-	-	24	-
Cantaloupes	4,207	4,110	4,522	4,042	4,000
Honeydews	505	500	500	120	-
Watermelons	2,279	2,278	2,043	1,744	1,500
Other Melons	229	162	245	280	270
Carrots	48	40	17	115	-
Eggplant	20	17	14	15	13
Lettuce	50	38	35	5	165
Onions	170	176	87	121	18
Peppers	250	254	319	360	480
Peas - Freezer	-	-	652	1,060	580
Potatoes	125	105	170	5	80
Strawberries	25	30	50	63	92
Tomatoes	3,568	3,855	6,043	6,873	7,290
Cauliflower	-	-	-	22	40

FRUIT AND NUT CROPS - 1957

Crop	Producing Acreage	Yield Per Acre	Total Yield	Unit	Value Per Unit	Value
Almonds	8,298	.45	3,734	Ton	492.00	1,837,128
Apricots						
Cannery	330	5.0	1,650	Ton	90.00	148,500
Dried		.10	33	Ton	560.00	18,480
Total Apricots	330					166,980
Citrus	4	75	300	70# box	4.00	1,200
Figs						
Kadota	3,300	2.0	6,600	Ton green	102.00	673,200
"		.15	495	Ton dry	180.00	89,100
Adriatic	956	.70	669	Ton dry	160.00	107,040
Black	825	1.30	1,072	Ton dry	115.00	123,280
Calimyrna	1,030	.90	927	Ton dry	290.00	268,830
Sub-Standard			412	Ton dry	30.00	12,360
Total Figs	6,111					1,273,810
Grapes						
Raisin	9,057	6.5	58,870.5	Ton green	52.50	3,090,701
Table	1,351	6.0	8,106	Ton green	44.70	362,338
Juice	3,653	6.5	23,744	Ton green	53.00	1,258,432
Total Grapes	14,061					4,711,471
Nectarines	232	480	111,360	Lugs & crates	2.25	250,560
Olives	80	½	40	Ton	76.00	3,040
Peaches - Cling	3,714					
Cannery		10.93	40,594	Ton	64.00	2,598,016
Peaches - Freestone	3,080					
Cannery-Freezer		9.5	29,260	Ton	45.00	1,316,700
Shipping		118.8	365,904	20# lug	1.20	439,084
Dried		.21	647	Ton	360.00	232,920
Total Peaches	6,794					4,586,720
Plums	125	175	21,875	25# lug	2.10	45,937
Pomegranates	10	65	650	25# lug	2.00	1,300
Walnuts	3,005	.6	1,803	Ton	474.00	854,622
Black Walnuts	347		3,750	100# sack	.90	3,375
Total Fruit and Nut Crops						13,736,143

FRUIT AND NUT BEARING ACRES - 5 TO 10 YEAR CHART

Crop	1947	1952	1953	1954	1955	1956	1957
Almonds	6,827	7,330	7,530	7,798	8,172	8,336	8,298
Apricots	706	462	356	345	344	346	330
Citrus	24	20	12	9	9	9	4
Figs	10,115	8,734	8,100	7,757	7,098	6,520	6,111
Grapes	16,136	17,300	14,621	14,995	15,376	15,276	14,061
Nectarines	172	121	121	135	156	204	232
Olives	178	125	125	118	118	123	80
Peaches	6,541	6,250	5,281	5,934	6,070	6,916	6,794
Plums	115	121	103	111	118	121	125
Pomegranates	10	10	10	10	10	10	10
Walnuts	1,621	2,250	2,274	2,440	2,657	2,739	3,005
Black Walnuts	-	75	121	191	191	595	347

MERCED COUNTY FRUIT AND NUT ACREAGE - 1957

Crop and Variety	Bearing Acreage	Non-Bearing Acreage
Almonds		
Drake	268	26
I.X.L.	124	-
Jordanolo	648	50
Mission	1,935	449
Ne Plus	1,105	71
Non Pareil	4,093	1,293
Peerless	60	19
Davey	5	484
Other Varieties	60	8
Total Almonds.....	8,298	2,400
Apricots		
Blenheim Royal	191	14
Tilton	135	21
Mixed Varieties	4	3
Total Apricots.....	330	38
Figs		
Black	825	15
Kadota	3,300	-
Calimyrna	1,030	-
Adriatic	956	-
Total Figs.....	6,111	15
Grapes-Raisin		
Thompson	8,990	208
Sultana	2	-
Muscat	14	-
Zante	51	-
Total Raisin Grapes.....	9,057	208
Grapes-Table		
Emperor	39	-
White Malaga	707	-
Red Malaga	101	-
Ribier	93	-
Tokay	357	-
Other Varieties	54	-
Total Table Grapes.....	1,351	-
Grapes-Wine		
Alicante	268	-
Colombard (French)	10	264
Carignane	734	9
Grey Reisling	20	-
Golden Chasselas	188	-
Grenache	639	60
Mission	423	30
Palomino	415	-
Zinfandel	234	-
Other Varieties (White)	108	-
" " (Dark)	614	148
Total Wine Grapes.....	3,653	511

MERCED COUNTY FRUIT AND NUT ACREAGE - 1957

Crop and Variety	Bearing Acreage	Non-Bearing Acreage
Citrus		
Navel Oranges	4	-
Nectarines		
Quetta	48	2
John Rivers	17	-
Le Grand	23	8
Early Le Grand	12	-
Late Le Grand	45	54
Red Grand	26	10
Grand Rivers	7	5
Golden Grand	-	20
Sun Grand	27	19
Early Sun Grand	8	4
Grandeur	6	-
Star Grand	5	16
Grand Haven	-	3
Goldmine	-	1
B - 7	--	20
Freedom	8	28
Total Nectarines.....	232	190
Olives		
Manzanillo	15	7
Mission	60	-
Other Varieties	5	-
Total Olives.....	80	7
Peaches-Cling		
Carolyn	-	6
Fortuna	461	64
Gaume	590	175
Gomes	47	14
Halford	260	510
Libbee	190	-
Paloro	356	57
Peak	165	78
Phillips	145	-
Sims	96	32
Other Cling Varieties	1,404	1,075
Total Cling Peaches.....	3,714	2,011
Peaches-Freestone		
Babcock	4	-
Early Elberta (Kim)	295	82
Fay Elberta	318	1,104
Regular Elberta	1,722	440
J. H. Hale	87	-
Lovell	147	-
Muir	34	3
Rio Oso	109	56
Other Freestone Varieties	364	80
Total Freestone Peaches.....	3,080	1,765

MERCED COUNTY FRUIT AND NUT ACREAGE - 1957

Crop and Variety	Bearing Acreage		Non-Bearing Acreage
Plums			
Beauty	2		-
Duarte	1		-
Grand Duke	1		-
President	60		-
Santa Rosa	45		7
Tragedy	1		-
El Dorado	-		7
Yellow Egg	15		-
Total Plums.....	125		14
Walnuts			
Blackmer	3		2
Concord	13		-
Eureka	793		215
Franquette	564		107
Hartley	185		323
Mayette	126		5
Payne	1,234		251
Other Walnut Varieties	87		98
Total Walnuts.....	3,005		1,001
Black Walnuts	348	Bearing and Non-Bearing	
Pomegranates	10		
Capri Figs	6		
Cherries	-		27

ANIMAL INDUSTRY - 1957

	Producing Cows	Per Cow	Total	Unit	Per Unit	Total
Dairy Cattle	62,300	298	18,565,400	Lbs. Butterfat	.95	17,637,130
Cows, Bulls & Calves Sold to Butcher						1,537,700
Total Dairy Cattle						19,174,830
Beef Cattle		66,000 head				
Cows, Calves, Feeders and Beef						8,052,000
Rabbits Sold		8,500 head				8,500
Sheep		47,000 head				
Ewes and Lambs Sold						728,500
Wool						258,500
Total Sheep						987,000
Milk Goats		500 head				
Butterfat Sold						41,250
Kids, Hides and Goats Sold						2,500
Total Goats						43,750
Geese						
Goslings and Geese Sold		51,500				90,000
Turkeys						
Sold to Market		1,636,300				6,200,459
Poults		623,935				436,754
Eggs		3,651,400				1,277,990
Total Turkeys						7,915,203
Chickens						
Baby Chicks		155,000				21,700
Broilers, Roasters, Fryers		12,593,437	pounds			2,471,659
Eggs		136,226	30 doz. cases			1,430,373
Total Chickens						3,923,732
Hogs		4,400 head				180,400
Total Animal Industry						40,375,415

NURSERY STOCK - 1957

Nursery Stock 1,350 Acres		
Strawberry Plants	1,700,000	17,000
Fruit and Nut Trees	3,006,176	1,444,088
Rooted Grape Vines	2,100,000	84,000
Roses	3,381,248	845,312
Semi-Tropical Ornamentals and Shade Trees	606,500	619,250
Shrubs	251,311	25,131
Tomato Plants	2,225,000	15,575
Budwood, Pits & Vine Stock		159,500
Total Nursery Stock.....		3,209,856

BEE INDUSTRY

Number of Colonies	Production Per Colony	Total	Unit	Value Per Unit	Total
Honey 25,325	35	886,375	lb.	.106	93,955
Beeswax	.80	20,260	lb.	.57	11,548
Rental for Pollination 23,000			$	3.00	69,000
Total Bees.....					174,503

TOTAL NURSERY STOCK AND BEE INDUSTRY..... 3,384,359

SUMMARY 1957

Classification of Acreage	1956	1957
Fruit and Nut Crops, including non-bearing	46,030	47,591
Field and Truck Crops, including Seed Crops	339,107	340,251
Nursery and Miscellaneous Crops	1,200	1,350
Pasture Land (not arable)	545,670	545,670
Pasture Land (arable, not farmed)	222,693	219,838
Sloughs, Rivers, Ponds, Brush, Building Sites, Canals, Roads, Airports, Cities and Ditches	64,500	64,500
Total	1,219,200	1,219,200

Value	1956	1957
Field Crops, including Pasture and Seed	33,400,231	33,034,758
Fruit and Nut Crops	16,943,178	13,736,143
Truck Crops	9,948,104	10,268,039
Animal Industry	41,437,277	40,375,415
Nursery and Bee Industry	3,126,057	3,384,359
Total	104,854,847	100,798,714



1958

Annual Report of Agriculture

COUNTY OF MERCED

1958

Merced County
Department of Agriculture

To: W. C. Jacobsen, Director
State Department of Agriculture
and
The Honorable Board of Supervisors.

In accordance with the requirements contained in Section 65.5 of the Agricultural Code, I submit this report, calculated on a farm value basis, of acreage, production, and value of agriculture in Merced County, for the calendar year of 1958.

The reduction in alfalfa acreage is largely offset by increased plantings of permanent pasture. Alfalfa yields were above normal, and likewise cotton which has increased from .8 bale in 1949 to a high of 1.88 this year. Staple was somewhat shorter. Harvest conditions were nearly ideal for cotton and rice. Yields of grain generally were below average due to excessive spring rains followed by sudden hot weather. Planting of field corn continues to increase.

Production of certified seed is gaining in importance with alfalfa leading, followed by hybrid corn and other cereals. Vegetable seeds are grown largely under contract with seed processors and distributors.

Heavy rainfall in March and April delayed planting of early tomatoes. The early packing deal began July 3, as compared to June 15 - 20 in previous years. Cantaloupe acreage on the West side remains fairly constant.

Bearing and non-bearing fruit and nut crops are listed by variety. Inclement weather during the blooming period materially reduced yields of almonds and apricots. Figs remain a crop of major importance, despite a 50% pullout over the past 10-years. 65% of our grapes are of the Thompson seedless variety. Cling and freestone peach yields were somewhat higher than expected.

The number of dairy cows increased by 11.4%. More than one-half of all milk produced was Grade A. Prices of veal calves and older cows were up, following the trend of beef cattle. Feed lot operators finish a large number of beef cattle produced in this county. Turkey and chicken growers sold about the same number of birds, however low prices continued.

The information contained in this report was gathered by our staff and compiled by E. C. Fitchett, Deputy Commissioner. The cooperation and assistance of growers, handlers, and others in agriculture, made this possible, and to them we express our sincere appreciation.

E. A. Danison
Agricultural Commissioner

EAD:dhl

* FIELD CROPS - 1958 *

Crop	Harvested Acreage	Yield, per Acre	Total Yield	Unit	Value per Unit	Total
Beans - Baby Limas	1,095	25	27,375	100-lb. sack	7.00	191,625
Blackeye	2,126	12	25,512	"	7.00	178,584
Dark Red Kidney	700	19	13,300	"	10.00	133,000
Large Lima	800	22	17,600	"	10.25	180,400
Light Red Kidney	25	20	500	"	8.00	4,000
Ford Hook Lima	150	10	1,500	"	7.50	11,250
Pink	12	8	96	"	8.00	768
Pinto	400	18	7,200	"	7.00	50,400
Straw			1,500	Ton	8.00	12,000
Total Beans.....	5,308					762,027
Corn - Hominy	48	1.5	72	Ton	70.00	5,040
Grain	10,010	2.0	20,020	Ton	50.00	1,001,000
Silage	16,112	12.5	201,400	Ton	6.00	1,208,400
Total Corn....	26,170					2,214,440
Cotton - Lint	26,898	1.88	50,568	500-lb Bale	170.00	8,596,560
Seed			20,227.2	Ton	43.00	869,769
Total Cotton.....	26,898					9,466,329
Grain - Barley	61,241	16	979,856	100-lb. sack	2.12	2,077,294
Oats	5,205	18	93,690	"	2.25	210,802
Rye	2,665	4	10,660	124-lb. sack	4.00	42,640
Wheat	3,404	17	57,868	100-lb. sack	3.00	173,604
Total Grain	72,515					2,504,340
Hay - Alfalfa	77,000	4.8	369,600	Ton	22.30	8,242,080
Grain	513	2.0	1,026	"	20.00	20,520
Oat	5,522	2.5	13,805	"	20.00	276,100
Wild	1,180	1.5	1,770	"	15.00	26,550
Total Hay	84,215					8,565,250
Pasture - Permanent	83,343			Acre	42.00	3,500,406
Other	759,828			"	4.00	3,039,312
Sudan	3,295			"	25.00	82,375
Total Pasture ...	846,466					6,622,093
Rice	5,959	42	250,278	100-lb. sack	4.30	1,076,195
Sorghum Grain	10,310	1.3	13,403	Ton	42.00	562,926
Sugar Beets	5,840	15	87,600	"	12.25	1,073,100
Sun Flowers	100	.9	90	"	150.00	13,500
Stubble **	72,515			Acre	1.50	108,772
TOTAL	1,083,781					32,968,972

** Stubble acreage not listed.

* FIELD CROPS - 5-YEAR CHART OF ACREAGE *

Crop	1954	1955	1956	1957	1958
Alfalfa	93,921	92,785	88,120	79,700	77,000
Barley	60,038	52,950	57,700	62,900	61,241
Beans	5,606	6,834	3,860	5,047	5,308
Corn	1,393	7,652	3,900	7,150	10,058
Cotton	31,711	29,260	27,731	25,059	26,898
Grain Hay	5,888	6,505	9,287	7,900	7,215
Grain Sorghum	5,318	5,348	4,188	7,380	10,310
Oats	2,687	5,397	4,500	7,805	5,205
Permanent Pasture	71,887	73,526	74,837	76,073	83,343
Pasture	768,782	770,076	768,363	765,508	759,828
Rice	16,203	11,715	8,048	5,433	5,959
Rye	1,185	1,125	1,025	2,175	2,665
Silage	6,000	7,011	14,417	13,756	16,112
Sudan Pasture	4,085	5,984	4,485	4,695	3,295
Stubble	66,921	63,832	66,632	75,797	72,515
Sugar Beets	4,050	3,491	4,295	6,290	5,840
Wheat	4,196	4,360	3,407	2,917	3,404

* SEED CROPS - 1958 - (Certified) *

Crop	Harvested Acreage	Yield per Acre	Total Yield	Unit	Value per Unit	Total
Alfalfa						
Atlantic	181	350	63,350	Pound	.28	17,738
Lahontan	1,160	475	551,000	"	.35	192,850
Calverde	200	400	80,000	"	.28	22,400
Hilmar	80	250	20,000	"	.31	6,200
Ranger	1,280	660	844,800	"	.32	270,336
Moapa	100	1,000	100,000	"	.37	37,000
Narragansett	70	124	8,680	"	.50	4,340
Total Seed Alfalfa...	3,071					550,864
Barley:						
Club Mariot	20	17.5	350	100-lb. sack	4.50	1,575
Arivat	30	17	510	"	4.50	2,295
Beans - Blackeye	205	16	3,280	"	8.00	26,240
Corn - Hybrid	94	50	4,700	50-lb. sack	15.00	70,500
Clover - Dollard	100	900	90,000	Pound	.35	31,500
Oats:						
Indio	40	20	800	100-lb. sack	4.50	3,600
Kanota	40	18	720	"	4.50	3,240
Ventura	10	18	180	"	4.50	810
Wheat:						
Ramona (50)	10	20	200	"	5.00	1,000
Rye - Merced	20	13.5	270	"	4.50	1,215
Total Certified Seeds.....	3,640					692,839

* SEED CROPS - 1958 *

Crop	Harvested Acreage	Yield per Acre	Total Yield	Unit	Value per Unit	Total
Asparagus	3	321	963	Pound	1.00	963
Cantaloupe	25	300	7,500	"	.60	4,500
Cabbage	20	1,000	20,000	"	.40	8,000
Corn - Hybrid	93	50	4,650	50-lb. sack	15.00	69,750
Lettuce	21	500	10,500	Pound	1.00	10,500
Squash	25	800	20,000	"	.40	8,000
Watermelon	50	400	20,000	"	.40	8,000
Turnip	20	500	10,000	"	.14	1,400
Total Seed Crops:	257					111,113
Total Certified Seeds...	3,640					692,839
Total All Seed Crops	3,897					803,952

* SEED CROPS - 5-YEAR CHART OF ACREAGE *

Crop	1954	1955	1956	1957	1958
Alfalfa	442	2,559	3,471	3,648	3,071
Asparagus	3	3	3	3	3
Barley	100	157	147	37	50
Beans	90	12	745	130	205
Cantaloupe	142	69	95	63	25
Cabbage	-	-	-	21	20
Corn-Hybrid	-	41	235	200	187
Cucumbers	15	17	10	-	-
Clover	-	100	7	127	100
Garden Peas	731	721	1,035	235	-
Honeydews	29	20	-	15	-
Lettuce	-	-	-	-	21
Mustard	-	15	37	80	-
Oats	38	30	15	36	90
Rye	-	-	-	-	20
Squash	69	84	65	15	25
Sudan Grass	50	300	-	-	-
Turnips	-	-	10	15	20
Watermelons	29	144	140	55	50
Wheat	29	24	27	45	50

* TRUCK CROPS - 1958 *

Crop	Harvested Acreage	Yield per Acre	Total Yield	Unit	Value per Unit	Value
Asparagus	68	81	5,508	34-lb. Crate	2.50	13,770
Bush Berries	87	5.0	435	Ton	160.00	69,600
Cabbage	20	13	260	"	20.00	5,200
Casaba	24	400	9,600	50-lb. Crate	1.65	15,840
Cauliflower, Freezer	120	5.5	660	Ton	140.00	92,400
Cantaloupe,	4,100	136	557,600	84-lb. Crate	2.50	1,394,000
" Processing			1,373.5	Ton	7.50	10,301
Total Cantaloupes	4,100					1,404,301
Crenshaw	130	400	52,000	50-lb. Crate	1.75	91,000
Honeydew	120	300	36,000	"	1.80	64,800
Peas - Freezer	100	1,000	100,000	Pound	.06	6,000
Peppers	400	191	76,400	45-lb. Crate	2.95	225,380
Peppers, Cannery & Dehydrator		3.4	1,360	Ton	45.00	61,200
Persians	110	330	36,300	50-lb. Crate	1.70	61,710
Lettuce	85	450	38,250	"	2.00	76,500
Sweet Corn	52	200	10,400	43-lb. Crate	1.40	14,560
Strawberries	65	340	22,100	11-lb. Crate	1.50	33,150
" Processing		2.2	143	Ton	160.00	22,880
Sweet Potatoes	4,955	115	262,975 (Jersey)	50-lb. Basket	3.00	788,925
			306,850 (Reds)	"	3.00	920,550
" " Cannery			1,372	Ton	61.25	84,035
" " Seed			1,674	"	31.25	52,312
" " Culls			3,000	"	8.00	24,000
Total Sweet Potatoes	4,955					1,869,822
Tomatoes:						
Shipping	7,375	125	921,875	32-lb. Lug	2.30	2,120,312
Bulk		19.5	143,812	60-lb. W B Crate	3.30	474,579
Round Type Cannery		10.7	78,912	Ton	22.50	1,775,520
Pear Type Cannery	90	10.0	900	"	26.00	23,400
Total Tomatoes	7,465					4,393,811
Watermelons	1,530	7.5	11,475	"	19.00	218,025
TOTALS....	19,431					8,739,949

* TRUCK CROP ACREAGE - 5-YEAR CHART *

Crop	1954	1955	1956	1957	1958
Asparagus	50	56	57	60	68
Beans:					
String	32	4	10	20	-
Lima Quick Frozen	1,145	889	1,645	1,235	-
Ford Hook Frozen	-	-	-	285	-
Berries - Bush	30	49	49	90	87
Cantaloupes	4,110	4,522	4,042	4,000	4,100
Honeydews	500	500	120	-	120
Watermelons	2,278	2,043	1,744	1,500	1,530
Other Melons	162	245	280	270	264
Lettuce	38	35	5	165	85
Onions	176	87	121	18	-
Peppers	254	319	360	480	400
Peas - Freezer	-	652	1,060	580	100
Potatoes	105	170	5	80	-
Strawberries	30	50	63	92	65
Tomatoes	3,855	6,043	6,873	7,290	7,465
Cauliflower	-	-	22	40	120
Cabbage	-	-	-	-	20
Sweet Corn	-	-	-	-	52
Sweet Potatoes	4,889	4,687	4,982	5,000	4,955

* FRUIT AND NUT CROPS - 1958 *

Crop	Bearing Acreage	Yield per Acre	Total Yield	Unit	Value per Unit	Value
Almonds	8,514	.33	2,810	Ton	620.00	1,742,200
Apricots	415					
Cannery		.92	381.8	Ton	160.00	61,088
Dried			25	Ton	1,110.00	27,750
Total Apricots.....	415					88,838
Citrus	8	70	560	70-lb Box	3.00	1,680
Figs						
Kadota-Cannery	2,635	2.70	7,114.5	Ton Green	110.00	782,595
Kadota-Dried		.25	658.75	Ton Dry	210.00	138,337
Adriatic-Dried	679	.60	407.4	" "	180.00	73,332
Black "	733	1.25	916.25	" "	160.00	146,600
Calimyrna "	953	.60	571.8	" "	300.00	171,540
Sub-Standard (all)			540	" "	30.00	16,200
Total Figs.....	5,000					1,328,604
Grapes:						
Raisin	7,952	9	71,568	Ton Green	50.00	3,578,400
Table	1,162	8	9,296	" "	40.00	371,840
Juice	3,510	8	28,080	" "	45.00	1,263,600
Total Grapes.....	12,624					5,213,840
Nectarines	206	431	88,786	20-lb Lug	2.90	257,479
Olives - Cannery	143	1.1	157.3	Ton	87.00	13,685
Oil		.7	100.1	"	50.00	5,005
Total Olives.....	143					18,690
Peaches - Clingstone	3,240	12.75	41,310	Ton	66.00	2,726,460
Freestone	3,249					
" Cannery-Freezer		12.3	39,962.7	Ton	45.00	1,798,321
Shipping		65	211,185	20-lb Lug	1.35	285,099
Dried			470	Ton	490.00	230,300
Total Peaches.....	6,489					5,040,180
Plums	115	134	15,410	25-lb Lug	3.15	48,541
Pomegranates	9	50	450	25-lb Lug	2.00	900
Walnuts	3,569	.7	2,498.3	Ton	300.00	749,490
Black Walnuts	842		4,000	100-lb Sack	.90	3,600
TOTALS.....	37,934					14,494,042

* FRUIT AND NUT BEARING ACRES *
5 to 10-Year Chart

	1948	1953	1954	1955	1956	1957	1958
Almonds	7,382	7,530	7,798	8,172	8,336	8,298	8,514
Apricots	680	356	345	344	346	330	415
Citrus	24	12	9	9	9	4	8
Figs	10,230	8,100	7,757	7,098	6,520	6,111	5,000
Grapes	17,766	14,621	14,995	15,376	15,276	14,061	12,624
Nectarines	169	121	135	156	204	232	206
Olives	178	125	118	118	123	80	143
Peaches	6,831	5,281	5,934	6,070	6,916	6,794	6,489
Plums	115	103	111	118	121	125	115
Pomegranates	10	10	10	10	10	10	9
Walnuts	1,653	2,274	2,440	2,657	2,739	3,005	3,569
Black Walnuts	--	121	191	191	595	347	842

* MERCED COUNTY FRUIT AND NUT ACREAGE - 1958 *

Crops and Variety	Bearing Acreage	Non-Bearing Acreage
Almonds		
Davies	12	602
Drake	237	34
I. X. L.	92	-
Jordanola	658	58
Mission	2,027	564
Ne Plus Ultra	1,051	113
Non Pareil	4,355	1,591
Peerless	62	18
Ballico	2	5
Eureka	1	-
Harpareil	2	-
Languedoc	11	-
Merced	-	8
Ruby	1	7
Seedlings	2	-
Golden State	1	-
Total Almonds.....	8,514	3,000
Apricots		
Blenheim and Royal	288	280
Tilton	127	24
Total Apricots.....	415	304
Cherries		
Bing	-	14
Blk. Republican	-	1
Royal Ann	-	11
Tartarian	-	-
Total Cherries.....	-	27
Figs		
Black	733	5
Calimyrna	953	-
Kadota	2,635	-
White Adriatic	679	-
Total Figs.....	5,000	5
Grapes - Raisin		
Muscat	12	-
Zante Currant	43	-
Thompson Seedless	7,897	246
Total Raisin Grapes.....	7,952	246
Grapes - Table		
Emperor	33	-
Malaga	697	-
Ribier	115	7
Tokay	283	-
Black Monukka	6	-
Black Morocco	15	-
Cornichon	2	-
Danugue	11	-
Total Table Grapes.....	1,162	7

* MERCED COUNTY FRUIT AND NUT ACREAGE - 1958 *

Variety & Crop	Bearing Acreage	Non-Bearing Acreage
Grapes-Wine		
Alicante Bouschet	237	-
Carignane	695	5
Feher Szagas	34	-
Grenache	651	44
Mission	430	30
Palomino	558	-
Salvador	202	-
Zinfandel	213	6
French Colombard	10	254
Gray Reisling	20	-
Semillon	55	-
Barbera	55	-
Black Pinot	13	-
Mourastel	95	-
Tinta de Madeira	90	140
Valdepenas	152	-
Total Wine Grapes.....	3,510	479
Nectarines		
Freedom	15	21
Le Grand	76	48
Quetta	32	--
John Rivers	15	5
Sun Grand	27	19
Red Grand	15	9
Golden Grand	--	18
Gold Mine	--	1
Grandeur	5	--
Grand Haven	13	--
Star Grand	8	5
B-7	--	1
Total Nectarines.....	206	127
Olives		
Ascalano	11	--
Manzanello	34	2
Mission	98	--
Sevillano	--	3
Total Olives.....	143	5
Oranges		
Valencia	2	--
Navel	6	--
Total Oranges.....	8	--
Persimmons-Hachiya	--	10
Plums		
Beauty	1	--
Duarte	1	--
President	48	--
Santa Rosa	42	19
Tragedy	2	--
El Dorado	8	--
Yellow Egg	13	--
Total Plums.....	115	19

* MERCED COUNTY FRUIT AND NUT ACREAGE - 1958 *

Crop & Variety	Bearing Acreage	Non-Bearing Acreage
Pomegranates	9	-
Prunes - French	-	37
Peaches - Clingstone		
Carolyn	2	5
Corona	15	-
Cortez	115	159
Fortuna	243	61
Gaume	528	149
Giblin	337	-
Halford	304	528
Libbee	152	-
Palora	285	62
Peak	84	76
Phillips	140	-
Sims	35	82
Stuart or Gomes	56	14
Sullivan	2	5
Vivian	-	95
Wiser	8	6
Dix 66	-	29
Carson	-	12
Howard	246	1
Pomeroy	29	-
McKnight	-	22
Shamel	40	-
Shasta	-	7
Sowell	51	119
Starn	7	194
Taylor	4	-
Williams	205	43
Other Varieties	33	408
Dixon	319	216
Total Clingstone Peaches....	3,240	2,293
Peaches - Freestone		
Babcock	4	-
Blazing Gold	36	16
Early Elberta (Kim)	279	82
Elberta (includes Fay)	2,159	1,400
Gold Dust	148	53
J. H. Hale	72	1
Lovell	145	16
Muir	29	-
Red Haven	49	12
Rio Oso Gem	156	-
Champion	7	-
Coronet	-	5
Golden Jubilee	1	-
Grand Haven	3	-
Hard October	5	-
Joe	3	-
Robin	7	-
Kirkman Gem	130	-

Continued - Freestone peaches

* MERCED COUNTY FRUIT AND NUT ACREAGE - 1958 *

Crop and Variety	Bearing Acreage	Non-Bearing Acreage
Continued - Peaches-Freestone		
Kirkman 21	1	-
Maxwell	11	-
Merrill	--	4
Nectar	4	-
Red Globe	--	8
Seedlings	--	3
Springtime	--	1
Total Freestone Peaches.....	3,249	1,601
Walnuts		
Blackmer	3	-
Concord	14	-
Eureka	1,041	450
Franquette	583	137
Hartley	342	975
Mayette	151	8
Payne	1,386	501
Waterloo	17	85
Budd	1	-
Drummond	1	-
Erhardt	5	-
Nuggett	-	9
Marchetti	-	72
Santa Barbara	2	-
Wilson Wonder	20	21
Seedlings	3	45
Total Walnuts.....	3,569	2,303
Walnuts - Black - Bearing and Non-Bearing Acreage		842
Capri Figs		6
Bush Berries		15

* ANIMAL INDUSTRY - 1958 *

	Producing Cows	Butterfat per Cow	Total	Unit	Per Unit	Total
Dairy Cattle	70,170	300	11,710,000	market milk	1.09	12,763,900
				lbs. butterfat		
			9,341,000	Mfg. milk lbs. butterfat	.84	7,846,440
Cows, Bulls, & Calves sold to butcher						1,717,800
Total Dairy Cattle						22,328,140
Beef Cattle	24,000 head					
Cows, Calves, Feeders, and Beef			36,750,000 lbs		.254	9,334,500
Rabbits Sold	8,000		32,000 lbs		.25	8,000
Sheep	52,750 head					
Ewes, Lambs sold			3,692,500 lbs		.21	775,425
Wool			422,000 lbs		.62	261,640
Total Sheep						1,037,065
Milk Goats	550 head					
Butterfat sold			27,500 lbs		2.00	55,000
Kids, Hides & Goats sold						2,700
Total Milk Goats						57,700
Geese						
Goslings and Geese sold			32,700	head		49,050
Hogs - Feeders and Butcher	4,550 head		677,500 lbs		.235	159,212
Turkeys						
Sold to Market	1,667,570 birds		32,804,275 lbs		.22	7,216,940
Poults	904,000				.60	542,400
Eggs	6,350,850				.24	1,524,204
Total Turkeys						9,283,544
Chickens						
Baby Chicks	724,200				.17	123,114
Broilers, Roasters, Fryers		3,880,584 birds	12,611,898	lbs	.20	2,522,379
Stewing Hens		178,352 birds	713,408	lbs	.11	78,474
Eggs			184,713	30 doz. cases	10.50	1,939,539
Total Chickens						4,663,506
Total Animal Industry						46,920,717

* NURSERY STOCK - 1958 *

Nursery Stock	1,400 acres	Plants	Value
Strawberry Plants		1,790,000	17,900
Fruit and Nut Trees		2,250,300	1,126,350
Rooted Grape Vines		2,500,000	100,000
Roses		2,950,000	885,000
Semi-Tropical Ornamentals and Shade Trees		245,000	356,250
Shrubs and Ornamental Plants		420,000	295,000
Budwood, Pits, and Vine Stock			159,500
Total Nursery Stock.....			2,940,000

* BEE INDUSTRY *

Number of Colonies		Production per Colony	Total	Unit	Value per Unit	Value
Honey	16,441	65	1,068,665	Lb.	.10	106,866
Bees Wax		1	16,441	Lb.	.44	7,234
Rental for Pollination	14,000				3.50	49,000
Total Bee Industry.....						163,100
Total Nursery Stock and Bee Industry.....						3,103,100

* SUMMARY - 1958 *

Classification of Acreage	1957	1958
Fruit and Nut Crops, including non-bearing	47,591	48,381
Field and Truck Crops, including Seed Crops	340,251	343,591
Nursery and Miscellaneous Crops	1,350	1,400
Pasture Land (not arable)	545,670	545,670
Pasture Land (arable, not farmed)	219,838	215,158
Sloughs, Rivers, Ponds, Brush, Building Sites, Canals, Roads, Airports, Cities, and Ditches	64,500	65,000
Total.....	1,219,200	1,219,200

Value	1957	1958
Field Crops, including Pasture and Seed	$33,034,758	$33,772,924
Fruit and Nut Crops	13,736,143	14,494,042
Truck Crops	10,268,039	8,739,949
Animal Industry	40,375,415	46,920,717
Nursery and Bee Industry	3,384,359	3,103,100
Total.....	$100,798,714	$107,030,732



1959

ANNUAL REPORT OF AGRICULTURE



COUNTY OF MERCED
1959

MERCED COUNTY DEPARTMENT OF AGRICULTURE

UNIVERSITY OF CALIFORNIA
DAVIS
APR 7 1960
LIBRARY

MERCED COUNTY
DEPARTMENT OF AGRICULTURE
OFFICE: 740 WEST TWENTY-SECOND STREET
TELEPHONE RANDOLPH 2-7411 - EX. 204
MERCED, CALIFORNIA

REX LYNDALL
AGRICULTURAL COMMISSIONER
SEALER OF WEIGHTS AND MEASURES

JAMES T. REED
ASSISTANT AGRICULTURAL COMMISSIONER

JACK A. RAHILLY
CHIEF DEPUTY SEALER

R. H. MILBOURN
DEPUTY COMMISSIONER

E. C. FITCHETT
DEPUTY COMMISSIONER

To: W. E. Warne, Director
State Department of Agriculture
and
Honorable Board of Supervisors of Merced County

Emory O'Banion, Chairman - - Dos Palos

Arthur Ferrari - - Ballico
Neill Gallaway - - Atwater
Wm. Wade Morgan - - Le Grand
Harry P. Schmidt - - Gustine

In accordance with Section 65.5 of the Agricultural Code I am pleased to submit the annual crop report of Merced County containing the acreage, production and value of agricultural crops produced for the year 1959 calculated on a farm value basis. The 1958 figures are included to offer ready reference and comparison.

The dairy industry still provides the largest income, prices and production about the same as 1958. The 1959 total is about $8,000,000 more than 1958 due mainly to acreage increases in cotton with the highest recorded yield per acre, extended harvest season for cantaloupes, tomatoes, and melons. The largest almond crop in our history, plus nursery and certified seed crops gaining in importance contributed to the increase.

Peach and grape growers were hindered with labor shortages at end of the season and comparatively lower prices. Below normal rainfall reduced the availability of natural pastures and required more irrigation on permanent pastures.

The information contained in this report was gathered by staff members and compiled by Deputy Commissioner, E. C. Fitchett. Cooperation of growers, handlers, others in agriculture and various governmental agencies made this report possible, to them we extend our appreciation.

Rex Lyndall
Agricultural Commissioner

RL:dhl

FIELD CROPS: ACREAGE, PRODUCTION AND VALUE 1958 - 1959

CROP	YEAR	HARVESTED ACREAGE	PRODUCTION PER ACRE	PRODUCTION TOTAL	UNIT	VALUE PER UNIT	VALUE TOTAL
BARLEY	1959	51,097	1.0	51,097.00	ton	42.00	2,146,074
	1958	61,241	.8	48,992.8	ton	42.40	2,077,294
BEANS (DRY)	1959	5,762	1.09	6,280.58	ton	170.00	1,067,698
	1958	5,308	.85+	4,608.3	ton	160.00+	750,027
CORN	1959	7,825	2.2	17,215.00	ton	45.00	774,675
	1958	10,010	2.0	20,020.00	ton	50.00	1,001,000
COTTON (LINT)	1959	32,838	2.03+	66,724.00	500 lb. bale	.35 per lb.	11,676,700
	1958	26,898	1.88	50,568.00	500 lb. bale	.34 per lb.	8,596,560
COTTON (SEED)	1959	-	-	28,357.7	ton	44.00	1,247,738
	1958	-	-	20,227.2	ton	43.00	869,769
HAY (ALFALFA)	1959	85,583	4.3	368,007.00	ton	25.00	9,200,175
	1958	77,000	4.8	369,600.00	ton	22.30	8,242,080
HAY (GRAIN)	1959	3,310	1.5	4,965.00	ton	24.00	119,160
	1958	6,035	2.5	14,831.00	ton	20.00	296,620
HAY (WILD)	1959	400	1.00	400.00	ton	15.00	6,000
	1958	1,180	1.5	1,770.00	ton	15.00	26,550
OATS	1959	3,995	.7	2,796.5	ton	48.00	134,232
	1958	5,205	.9	4,687.2	ton	45.00	210,802
PASTURE (PERMANENT)	1959	90,770	-	-	acre	42.00	3,812,340
	1958	83,343	-	-	acre	42.00	3,500,406
PASTURE (OTHER)	1959	744,542	-	-	acre	4.00	2,978,168
	1958	759,828	-	-	acre	4.00	3,039,312

(continued on next page)

PASTURE (SUDAN)	1959	3,049	-	-	acre	25.00	76,225
	1958	3,295	-	-	acre	25.00	82,375
RYE	1959	2,382	.2	476.4	ton	66.00	31,442
	1958	2,665	.24+	660.92	ton	64.516	42,640
RICE	1959	7,981	2.0	15,962.00	ton	76.00	1,213,112
	1958	5,959	2.1	12,513.9	ton	86.00	1,076,195
SILAGE CORN	1959	12,000	13.0	156,000.00	ton	6.25	975,000
	1958	16,112	12.5	201,400.00	ton	6.00	1,208,400
SORGHUM (GRAIN)	1959	7,100	1.2	8,520.00	ton	41.00	349,320
	1958	10,310	1.3	13,403.00	ton	42.00	562,926
STRAW	1959	-	-	1,600.00	ton	10.00	16,000
	1958	-	-	1,500.00	ton	8.00	12,000
SUGAR BEETS	1959	6,198	18.00	111,564.00	ton	12.75	1,422,441
	1958	5,840	15.00	87,600.00	ton	12.25	1,073,100
SUNFLOWERS	1959	53	.8	42.4	ton	160.00	6,784
	1958	100	.9	90.00	ton	150.00	13,500
WHEAT	1959	3,242	.8	2,593.6	ton	60.00	155,616
	1958	3,404	.85	2,893.4	ton	60.00	173,604
STUBBLE **	1959	58,334	-	-	acre	1.50	87,501
	1958	72,515	-	-	acre	1.50	108,772
OTHER (HOMINY CORN)	1959	185	.9	166.5	ton	70.00	11,655
	1958	48	1.5	72.00	ton	70.00	5,040
TOTAL	1959	1,068,312					37,508,056
	1958	1,083,781					32,968,972

** Stubble acreage not listed.

CERTIFIED SEED CROPS ACREAGE, PRODUCTION AND VALUE 1958 - 1959

CROP	YEAR	ACREAGE HARVESTED	PRODUCTION PER ACRE	PRODUCTION TOTAL	UNIT	VALUE PER UNIT	VALUE TOTAL
ALFALFA	1959	3,355	432	1,449,360	lb.	.31	449,301
	1958	3,071	543	1,667,830	lb.	.30	550,864
BARLEY	1959	80	25	2,000	100 lb. sack	4.00	8,000
	1958	50	17.2	860	100 lb. "	4.50	3,870
BEANS	1959	315	14	4,410	100 lb. "	10.00	44,100
	1958	205	16	3,280	100 lb. "	8.00	26,240
CORN HYBRID	1959	81	31	2,511	50 lb. "	15.00	37,665
	1958	94	50	4,700	50 lb. "	15.00	70,500
CLOVER	1959	1,750	420	735,000	lb.	.32	235,200
	1958	100	900	90,000	lb.	.35	31,500
OATS	1959	75	23	1,725	100 lb. sack	5.00	8,625
	1958	90	18	1,700	100 lb. "	4.50	7,650
RYE	1958	20	13.5	270	100 lb. "	4.50	1,215
WHEAT	1959	24	21	504	100 lb. "	5.00	2,520
	1958	10	20	200	100 lb. "	5.00	1,000
TOTAL	1959	5,680					785,411
	1958	3,640					692,839

Varieties, acreage and yield see Appendix I

OTHER SEED CROPS 1959

CROP	YEAR	ACREAGE HARVESTED	PRODUCTION PER ACRE	PRODUCTION TOTAL	UNIT	VALUE PER UNIT	VALUE TOTAL
CARROTS	1959	18	450	8,100	lb.	.39	3,159
	1958	-	-	-	-	-	-
CORN HYBRID	1959	61	2,700	164,700	lb.	.30	49,410
	1958	93	2,500	232,500	lb.	.30	69,750
CANTALOUPE	1959	-	-	-	-	-	-
	1958	25	300	7,500	lb.	.60	4,500
HONEYDEW	1959	10	570	5,700	lb.	.55	3,135
	1958	-	-	-	-	-	-
LETTUCE	1959	-	-	-	-	-	-
	1958	21	500	10,500	lb.	1.00	10,500
LIMA BEAN	1959	352	2,100	739,200	lb.	.07	51,744
	1958	-	-	-	-	-	-
ONION	1959	14	250	3,500	lb.	1.00	3,500
	1958	-	-	-	-	-	-
PEAS	1959	132	2,500	330,000	lb.	.08	26,400
	1958	-	-	-	-	-	-
PARSLEY	1959	10	180	1,800	lb.	.22	396
	1958	-	-	-	-	-	-
SQUASH	1959	15	650	9,750	lb.	.39	3,802
	1958	25	800	20,000	lb.	.40	8,000
TURNIP	1959	-	-	-	-	-	-
	1958	20	500	10,000	lb.	.14	1,400

(continued on next page)

WATERMELONS	1959	55	370	20,350	lb.	.40	8,140
	1958	50	400	20,000	lb.	.40	8,000
OTHER SEEDS	1959	-	-	-	-	-	-
	1958	23	-	-	-	-	8,963
WEEPING LOVE GR.	1959	30	500	15,000	lb.	.55	8,250
	1958	-	-	-	-	-	-
TOTAL SEED CROPS	1959	697					157,936
	1958	257					111,113
TOTAL ALL SEED CROPS	1959	6,377					943,347
	1958	3,987					803,952

APPENDIX I

VARIETIES, ACREAGE AND YIELD CERTIFIED SEED CROPS 1959

CROP	VARIETY	ACREAGE	YIELD PER ACRE POUNDS
ALFALFA	Lahontan	1,050	360
	Moapa	282	1,010
	Rambler	455	440
	Ranger	1,301	535
	Vernal	267	155
CLOVER	Dollard	890	450
	F.D. 100	330	300
	Kenland	530	441
BARLEY	Club Mariout	40	2,500
	Tenn. Winter	40	2,500
BEANS	Dark Red Kidney	315	1,400
CORN	Hybrid	81	1,550
OATS	Indio	40	2,500
	Kanota	25	2,000
	Ventura	10	2,500
WHEAT	Ramona (50)	12	2,100
	White Federation	12	2,100

VEGETABLE CROPS: ACREAGE, PRODUCTION AND VALUE 1958 - 1959

CROP	YEAR	HARVESTED ACREAGE	PRODUCTION PER ACRE	PRODUCTION TOTAL	UNIT	VALUE PER UNIT	VALUE TOTAL
ASPARAGUS	1959	39	2.21	86.19	ton	160.00	13,790
	1958	68	1.21	82.28	"	167.00	13,770
CABBAGE	1958	20	13.00	260.00	"	20.00	5,200
CAULIFLOWER (FREEZER)	1959	157	4.5	706.5	"	120.00	84,780
	1958	120	5.5	660.00	"	140.00	92,400
CANTALOUPE	1959	4,400	5.1	22,440.00	"	82.30	1,846,812
	1958	4,100	6.11	25,071.5	"	56.00+	1,404,301
CORN (SWEET)	1959	25	4.2	105.00	"	72.00	7,560
	1958	52	4.0	208.00	"	70.00	14,560
LETTUCE (HEAD)	1959	40	5.3	212.00	"	90.00	19,080
	1958	85	11.25	956.25	"	80.00	76,500
HONEYDEW MELONS	1959	400	5.5	2,200.00	"	76.00	167,200
	1958	120	7.5	900.00	"	72.00	64,800
PERSIAN MELONS	1959	110	5.0	550.00	"	80.00	44,000
	1958	110	8.25	907.5	"	68.00	61,710
OTHER MUSK MELONS	1959	310	7.00	2,170.00	"	76.00	164,920
	1958	154	10.00	1,540.00	"	69.37+	106,840
WATERMELONS	1959	1,520	8.0	12,160.00	"	18.00	218,880
	1958	1,530	7.5	11,475.00	"	19.00	218,025
PEAS (FREEZER)	1959	375	.95	356.25	"	160.00	57,000
	1958	100	.5	50.00	"	120.00	6,000
PEPPERS (BELL)	1959	364	6.0	2,184.00	"	105.00	229,320
	1958	400	7.7	3,080.00	"	93.00+	286,580

(continued on next page)

SWEET POTATOES		1959	4,985	3.72	18,544.2	ton	95.60	1,772,825
		1958	4,955	4.+	20,292.0	"	92.00+	1,869,822
TOMATOES		1959	9,720	13.0	126,360.00	"	47.00	5,938,920
		1958	7,465	12.6+	94,071+	"	46.7+	4,393,811
ONIONS		1959	110	9.6	105.6	"	40.00	42,240
TOTAL		1959	22,555					10,607,327
	***	1958	19,279					8,614,319

*** This total does not include Bush Berries or Strawberries, these two items have been added to fruits and nuts.

FRUIT & NUT CROPS: ACREAGE, PRODUCTION & VALUE 1958 - 1959

CROP	YEAR	BEARING ACREAGE	PRODUCTION PER ACRE	PRODUCTION TOTAL	UNIT	VALUE PER UNIT	VALUE TOTAL
ALMONDS	1959	8,701	1.0	8,701.00	ton	450.00	3,915,450
	1958	8,514	.33	2,810.00	ton	620.00	1,742,200
APRICOTS	1959	480	7.0	3,360.00	ton	90.00	302,400
	1958	415	1.25	518.75	ton	171.00+	88,838
BUSH BERRIES	1959	86	5.0	430.00	ton	170.00	73,100
	1958	87	5.0	435.00	ton	160.00	69,600
CITRUS	1959	8	2.0	16.00	ton	85.00	1,360
	1958	8	2.45	19.60	ton	82.00+	1,680
FIGS (DRY)	1959	2,147	.95	2,039.65	ton	190.00	387,533
	1958	2,365	1.3+	3,094.20	ton	144.00+	546,009
FIGS (CANNERY)	1959	2,628	1.51	3,968.3	ton	150.00	595,245
	1958	2,635	2.70	7,114.5	ton	110.00	782,595
GRAPES (RAISIN)	1959	7,980	8.5	67,830.00	ton green	40.00	2,713,200
	1958	7,952	9.0	71,568.00	ton green	50.00	3,578,400
GRAPES (TABLE)	1959	1,143	8.0	9,144.00	ton green	40.00	365,760
	1958	1,162	8.0	9,296.00	ton green	40.00	371,840
GRAPES (WINE)	1959	3,692	8.0	29,536.00	ton green	42.00	1,240,512
	1958	3,510	8.0	28,080.00	ton green	45.00	1,263,600
NECTARINES	1959	277	3.9	1,080.3	tons	270.00	291,681
	1958	206	4.31	887.86	tons	290.00	257,479
OLIVES	1959	143	.55	78.65	ton	210.00	16,516
	1958	143	1.8	257.4	ton	72.22+	18,690

(continued on next page)

PEACHES	1959	3,790	10.00	37,900.00	ton	55.00	2,084,500
CLINGSTONE	1958	3,240	12.75	41,310.00	ton	66.00	2,726,460
PEACHES	1959	3,546	11.63	41,240.00	ton	49.00	2,020,760
FREESTONE	1958	3,249	13.75+	44,895.00	ton	51.53+	2,313,720
POMEGRANETES	1958	9	.62+	5.62+	ton	160.00	900
PLUMS	1959	100	1.30	130.00	ton	240.00	31,200
	1958	115	1.67+	192.62+	ton	252.00	48,541
STRAWBERRIES	1959	30	4.3	129.00	ton	288.00	37,152
	1958	65	4.07	264.55	ton	211.00+	56,030
WALNUTS	1959	809	-	195.00	ton	18.00	3,510
BLACK	1958	842	-	200.00	ton	18.00	3,600
WALNUTS	1959	3,805	.55	2,092.75	ton	450.00	941,737
ENGLISH	1958	3,569	.7	2,498.3	ton	300.00	749,490
TOTAL	1959	39,406					15,021,616
	1958	38,086					14,619,672

ACREAGE CLASSIFICATION FRUIT AND NUT CROPS

CROP	NON BEARING ACREAGE 1958	NON BEARING ACREAGE 1959
ALMONDS	3,000	4,014
APRICOTS	304	530
CHERRIES	27	27
FIGS	5	5
GRAPES (RAISIN)	246	595
GRAPES (TABLE)	7	10
GRAPES (WINE)	479	389
LEMONS	-	2
NECTARINES	127	32
OLIVES	5	2
ORANGES	-	20
PERSIMMONS	10	10
PEARS	-	9
PLUMS	19	17
PRUNES	37	201
PEACHES (CLINGSTONE)	2,293	2,693
PEACHES (FREESTONE)	1,601	1,469
WALNUTS (ENGLISH)	2,303	2,363

(continued on next page)

WALNUTS (BLACK)	842	809
CAPRI FIGS	6	6
BUSH BERRIES	15	16

LIVESTOCK AND POULTRY PRODUCTS: 1958 - 1959

ITEM	YEAR	PRODUCTION	UNIT	PER UNIT	VALUE TOTAL
MILK MARKET	1959	312,011,000	cwt.	4.50	14,040,495
	1958	292,500,000	cwt.	4.+	12,763,900
MILK MANUFACTURING	1959	211,284,063	cwt.	3.70	7,817,510
	1958	210,100,000	cwt.	3.65+	7,846,440
MILK GOAT	1959	22,000	lb. B.F.	1.90	41,800
	1958	27,500	lb. B.F.	2.00+	57,700
WOOL	1959	444,800	lb.	.44	195,712
	1958	422,000	lb.	.62	261,640
EGGS-CHICKEN MARKET	1959	5,652,360	doz.	.34	1,921,802
	1958	5,541,540	doz.	.35	1,939,539
EGGS TURKEY HATCHING	1959	5,054,200	each	.24	1,213,008
	1958	6,350,850	each	.24	1,524,204
TOTAL	1959				25,230,327
	1958				24,393,423

LIVESTOCK AND POULTRY: PRODUCTION AND VALUE 1958 - 1959

ITEM	YEAR	PRODUCTION		UNIT	VALUE	
		NUMBER OF HEAD	TOTAL LIVEWEIGHT POUNDS		PER UNIT	TOTAL
CATTLE AND CALVES	1959	89,000	53,850,000	cwt.	19.50	10,500,750
	1958	90,000	55,261,500	cwt.	20.00	11,052,300
SHEEP AND LAMBS	1959	55,600	4,448,000	cwt.	18.00	800,640
	1958	52,750	3,692,500	cwt.	21.00	775,425
HOGS AND PIGS	1959	7,480	1,309,000	cwt.	14.00	183,260
	1958	4,550	677,500	cwt.	23.50	159,212
BROILERS AND FRYERS	1959	3,140,240	10,990,740	lb.	.17	1,868,425
	1958	3,880,584	12,611,898	lb.	.20	2,522,379
OTHER CHICKENS	1959	172,486	689,944	lb.	.08	55,195
	1958	178,352	713,400	lb.	.11	78,474
CHICKS	1959	512,000	-	each	.17	87,040
	1958	724,000	-	each	.17	123,114
TURKEYS	1959	1,616,440	32,328,800	lb.	.26	8,405,488
	1958	1,667,570	32,804,275	lb.	.22	7,216,940
TURKEY POULTS	1959	560,766	-	each	.55	308,421
	1958	904,000	-	each	.60	542,400
RABBITS	1959	7,500	30,000	lb.	.26	7,800
	1958	8,000	32,000	lb.	.25	8,000
GEESE	1959	46,500	-	head	1.50	69,750
	1958	32,700	-	head	1.50	49,050
TOTAL	1959					22,286,769
	1958					22,527,294

NURSERY PRODUCTS PRODUCTION AREA, SALES AND VALUE 1958 - 1959

ITEM	YEAR	PRODUCTION AREA FIELD ACRES	QUANTITY SOLD BY PRODUCERS	UNIT	PER UNIT	TOTAL
NURSERY CROPS						
FRUIT & NUT TREES	1959		2,893,000	plant	.50	1,446,500
	1958		2,250,300	"	.50	1,126,350
GRAPE VINES	1959		2,230,000	"	$40 per M	89,200
	1958		2,500,000	"	$40 " "	100,000
ROSE PLANTS	1959		3,770,000	"	.29	1,093,300
	1958		2,950,000	"	.30	885,000
SEMI TROPICAL ORNAMENTAL & SHADE TREES	1959		290,000	"	1.25	362,500
	1958		245,000	"	1.45	356,250
SHRUBS AND ORNAMENTAL PLANTS	1959		1,080,000	"	.75	810,000
	1958		420,000	"	.70	295,000
BUDWOOD, PITS & CUTTINGS	1959					170,895
	1958					159,500
STRAWBERRY PLANTS	1959		960,000	"	$10 per M	9,600
	1958		1,790,000	"	$10 " "	17,900
TOTAL	1959	1,500				3,981,995
	1958	1,400				2,940,000

BEE INDUSTRY

ITEM	YEAR	PRODUCTION TOTAL	UNIT	VALUE PER UNIT	TOTAL
HONEY	1959	656,250	lb.	.085	55,781
	1958	1,068,665	lb.	.10	106,866
BEESWAX	1959	15,500	lb.	.42	6,510
	1958	16,441	lb.	.44	7,234
POLLINATION	1959	13,650	Colony	3.50	47,775
	1958	14,000	"	3.50	49,000
TOTAL BEE INDUSTRY	1959				110,066
	1958				163,100

ACREAGE SUMMARY 1958 - 1959

CLASSIFICATION OF ACREAGE	1958	1959
FRUIT AND NUT CROPS, INCLUDING NON-BEARING	48,381	52,626
FIELD AND TRUCK CROPS, INCLUDING SEED CROPS	343,591	352,702
NURSERY AND MISCELLANEOUS CROPS	1,400	1,500
PASTURE LAND (NOT ARABLE)	545,670	545,670
PASTURE LAND (ARABLE NOT FARMED)	215,158	200,702
SLOUGHS, RIVERS, PONDS, BRUSH, BUILDING SITES, CANALS, ROADS, AIRPORTS, CITIES AND DITCHES	65,000	66,000
TOTAL ACREAGE	1,219,200	1,219,200

GROSS VALUE ALL CROPS 1958 - 1959

MERCED COUNTY	1958	1959
APIARY	163,100	110,066
FIELD CROPS	32,968,972	37,508,056
FRUIT AND NUT CROPS	14,619,672	15,021,616
LIVESTOCK AND POULTRY	22,572,294	22,286,769
LIVESTOCK AND POULTRY PRODUCTS	24,393,423	25,230,327
SEED CROPS	803,952	943,347
VEGETABLE CROPS	8,614,319	10,607,327
NURSERY	2,940,000	3,981,995
TOTAL	107,030,732	115,689,503



1960

Ref. V.F.

Calif. Counties

ANNUAL REPORT OF AGRICULTURE

COUNTY OF MERCED
1960

MERCED COUNTY DEPARTMENT OF AGRICULTURE

UNIVERSITY OF CALIFORNIA
DAVIS
APR 25 1961
LIBRARY

DEPARTMENT OF AGRICULTURE

AGRICULTURAL COMMISSIONER

SEALER OF WEIGHTS AND MEASURES

To: CHARLES PAUL, DIRECTOR
STATE DEPARTMENT OF AGRICULTURE
AND
HONORABLE BOARD OF SUPERVISORS OF MERCED COUNTY

ARTHUR FERRARI, CHAIRMAN - - BALLICO

EMORY O'BANION - - DOS PALOS
NEILL GALLAWAY - - ATWATER
HARRY P. SCHMIDT- - GUSTINE
WM. WADE MORGAN - - LE GRAND

ACCORDING TO SECTION 65.5 OF THE AGRICULTURAL CODE, I AM PLEASED TO SUBMIT THE ANNUAL CROP REPORT OF MERCED COUNTY CONTAINING THE ACREAGE, PRODUCTION, AND VALUE OF AGRICULTURAL CROPS PRODUCED FOR THE YEAR 1960 CALCULATED ON A GROSS FARM VALUE. IT IS TO BE EMPHASIZED THAT THESE FIGURES REPRESENT GROSS INCOME AND DO NOT REFLECT THE NET INCOME TO GROWERS.

THE ANNUAL INCOME FOR 1960 IS $1,885,000 LOWER THAN THE PRECEEDING YEAR. BELOW NORMAL RAINFALL AND SHORTER IRRIGATION SEASON SERIOUSLY AFFECTED THE PRODUCTION OF SOME CROPS. ALSO LOWER PRICES FOR BUTTERFAT AND BEEF CATTLE CONTRIBUTED TO THE LOWER ANNUAL INCOME. DAIRYING PROVIDED AN INCOME IN EXCESS OF $20 MILLION, COTTON OVER $10 MILLION, BEEF CATTLE AND TURKEYS OVER $5 MILLION, AND NINETEEN CROPS GROSSED OVER $1 MILLION.

INFORMATION CONTAINED IN THIS REPORT WAS GATHERED BY STAFF MEMBERS AND COMPILED BY DEPUTY COMMISSIONER, E. C. FITCHETT. THE COOPERATION OF GROWERS, HANDLERS, AND OTHERS IN AGRICULTURE AND VARIOUS GOVERNMENTAL AGENCIES MADE THIS REPORT POSSIBLE. TO THEM WE EXTEND OUR APPRECIATION.

Rex Lyndall

REX LYNDALL
AGRICULTURAL COMMISSIONER

RL:ECA

BRIEF OUTLINE OF MERCED COUNTY AGRICULTURAL HISTORY

By an act of the Legislature, Merced County was formed out of the southwestern portion of Mariposa County on April 19, 1855. The first county seat was in Snelling, and the population was approximately 500 persons in the county.

Cattle raising was the most important enterprise in the county from about 1850 to the time that colonization began. Before the discovery of gold, cattle were worth about $2.00 per head, but after the miners came they were driven to the mines and sold for $35.00 per head. In the 1870's, it is stated that within a radius of twenty-five miles of Merced more cattle were shipped than from any other area in the world.

The dairy industry in the county evidently was started by C. H. Wiley, who drove eleven Jersey heifers from Marin County to a location near Los Banos. He is reported to have made and sold butter in that area and as far away as Gilroy. Today the dairy industry has grown to about 69,000 head of dairy cows, and it provides the largest single agricultural income.

Grain farming gained after the fencing laws were passed to protect the crops from roaming cattle herds, and the coming of the railroad to the area in 1872. Previous to the railroads, most of the grain was shipped by barge on the San Joaquin River. Several towns along the river were almost solely supported by river traffic.

The pioneers soon realized the value of water, and various irrigation projects were started on both sides of the county. Probably the earliest one was the Robla Canal Company that was incorporated in 1870 on the east side. In the year 1871, the San Joaquin and Kings River Canal Company was organized to furnish water to the west side of the county. This project was later taken over by Miller and Lux and completed in 1878. As the population increased, the people began to realize they could not all live along waterways and springs in the area. The first water well was dug in the year 1865.

It is hard to realize that some of the most valuable crops of today were grown here nearly one hundred years ago. Among them are cotton, which was grown in the Snelling area in 1877, and is reported to have yielded 700 lbs. on three quarters of an acre. Some other crops are sweet potatoes as early as 1865. Suger beets and potatoes were also known to be grown about the same time.

Figs were an early day fruit crop, and there are several trees, still alive and bearing fruit, that are at least 90 years old. Orchards of apricots, peaches, and prunes were grown for dried fruit. Large plantings did not take place until the turn of the century, when a cannery was erected in Atwater in about 1906.

From the meager start of agriculture in 1855, Merced County is now ranked the 11th highest county in California and 17th highest in the United States for agricultural income.

FIELD CROPS

ACREAGE, PRODUCTION AND VALUE 1959 - 1960

CROP	YEAR	ACREAGE HARVESTED	PER ACRE	PRODUCTION TOTAL	UNIT	VALUE PER UNIT	VALUE TOTAL
BARLEY	1960	55,147	1.0	55,147	TON	41.00	2,[illegible],027
	1959	51,097	1.0	51,097	TON	42.00	2,146,074
BEANS	1960	5,430	1.1	5,973	TON	185.00	1,105,005
	1959	5,762	1.09	6,280.58	TON	170.00	1,067,698
CORN	1960	6,782	2.0	13,564	TON	44.00	596,816
	1959	7,825	2.2	17,215	TON	45.00	774,675
COTTON (LINT)	1960	35,334	1.98	69,961	500 LB BALE	.34	11,893,370
	1959	32,838	2.03+	66,724	500 LB BALE	.35	11,676,700
COTTON (SEED)	1960	-	-	29,730.0	TON	52.00	1,545,960
	1959	-	-	28,357.7	TON	44.00	1,247,738
FLAX	1960	80	0.7	56	TON	108.00	6,048
HAY (ALFALFA)	1960	88,684	4.2	372,472.8	TON	24.50	9,125,583
	1959	85,583	4.3	368,007.0	TON	25.00	9,200,175
HAY (GRAIN)	1960	9,025	1.8	16,245	TON	23.00	373,635
	1959	3,310	1.5	4,965	TON	24.00	119,160
HAY (WILD)	1960	945	1.0	945	TON	15.00	14,175
	1959	400	1.0	400	TON	15.00	6,000
OATS	1960	7,025	0.8	5,620.0	TON	47.50	266,950
	1959	3,995	0.7	2,796.5	TON	48.00	134,232
PASTURE (PERMANENT)	1960	89,426	-	-	ACRE	42.00	3,755,892
	1959	90,770	-	-	ACRE	42.00	3,812,340
PASTURE (OTHER)	1960	733,650	-	-	ACRE	4.00	2,934,600
	1959	744,542	-	-	ACRE	4.00	2,978,168
PASTURE (SUDAN)	1960	3,400	-	-	ACRE	25.00	85,000
	1959	3,049	-	-	ACRE	25.00	76,225
RYE	1960	600	0.3	180.0	TON	65.00	11,700
	1959	2,382	0.2	476.4	TON	66.00	31,442
RICE	1960	6,733	2.0	13,466	TON	80.00	1,077,280
	1959	7,981	2.0	15,962	TON	76.00	1,213,112
SILAGE CORN	1960	11,444	13.0	148,772	TON	6.00	892,632
	1959	12,000	13.0	156,000	TON	6.25	975,000
SORGHUM (GRAIN)	1960	8,650	1.4	12,111.4	TON	38.00	460,233
	1959	7,100	1.2	8,520.0	TON	41.00	340,320

CROP	YEAR	ACREAGE HARVESTED	PRODUCTION PER ACRE	PRODUCTION TOTAL	PRODUCTION UNIT	VALUE PER UNIT	VALUE TOTAL
STRAW	1960	-	-	1,500	TON	10.00	15,000
	1959	-	-	1,600	TON	10.00	16,000
SUGAR BEETS	1960	8,443	13.5	113,980.5	TON	12.00	1,367,766
	1959	6,198	18.0	111,564.0	TON	12.75	1,422,441
SUN FLOWERS	1960	65	0.45	29.25	TON	180.00	5,265
	1959	53	0.80	42.40	TON	160.00	6,784
WHEAT	1960	2,652	0.75	1,989.0	TON	60.00	119,340
	1959	3,242	0.80	2,593.6	TON	60.00	155,616
STUBBLE**	1960	64,824	-	-	ACRE	1.50	97,236
	1959	58,334	-	-	ACRE	1.50	87,501
OTHER	1960	-	-	-	-	-	-
(HOMINY CORN)	1959	185	0.9	166.5	TON	70.00	11,655
SAFFLOWER	1960	50	0.6	30	TON	80.00	2,400
PEAS (DRY)	1960	200	0.75	150	TON	160.00	24,000
TOTAL	1960	1,138,589					38,036,913
	1959	1,068,312					37,508,056

** STUBBLE ACREAGE NOT INCLUDED IN TOTAL.

CERTIFIED SEED CROPS

ACREAGE, PRODUCTION AND VALUE 1959 - 1960

CROP	YEAR	HARVESTED	PRODUCTION PER ACRE	PRODUCTION TOTAL	UNIT	VALUE PER UNIT	VALUE TOTAL
ALFALFA	1960	3,650	407	1,485,550	LB.	.40	594,220
ALL VAR.	1959	3,355	432	1,449,360	LB.	.31	449,301
BARLEY	1960	135	2,425	327,375	LB.	.036	11,785
ALL VAR.	1959	80	2,500	200,000	LB.	.04	8,000
BEANS	1960	445	1,400	623,000	LB.	.085	52,955
ALL VAR.	1959	315	1,400	441,000	LB.	.10	44,100
CORN	1960	120	6,100	732,000	LB.	.15	109,800
(HYBRID)	1959	81	3,100	251,100	LB.	.15	37,665
CLOVER	1960	950	595	565,250	LB.	.32	180,880
ALL VAR.	1959	1,750	420	735,000	LB.	.32	235,200
OATS	1960	235	3,200	752,000	LB.	.044	33,088
ALL VAR.	1959	75	2,300	172,500	LB.	.05	8,625
WHEAT	1960	10	1,250	12,500	LB.	.044	550
ALL VAR.	1959	24	2,100	50,400	LB.	.05	2,520
TOTAL	1960	5,545					983,278
	1959	5,680					785,411

OTHER SEED CROPS

ACREAGE, PRODUCTION AND VALUE 1959 - 1960

CROP	YEAR	ACREAGE HARVESTED	PRODUCTION PER ACRE	PRODUCTION TOTAL	UNIT	VALUE PER UNIT	VALUE TOTAL
ALFALFA COMMON	1960	15	200	3,000	LB.	.35	1,050
	1959	-	-	-	-	-	-
ALFALFA HILMAR LONG LIFE	1960	60	300	18,000	LB.	.40	7,200
	1959	-	-	-	-	-	-
CARROTS	1960	-	-	-	-	-	-
	1959	18	450	8,100	LB.	.39	3,159
CANTALOUPE	1960	35	350	12,250	LB.	.52	6,370
	1959	-	-	-	-	-	-
CORN HYBRID	1960	-	-	-	-	-	-
	1959	61	2,700	164,700	LB.	.30	49,410
CUCUMBER	1960	25	250	6,250	LB.	.45	2,812
	1959	-	-	-	-	-	-
HONEYDEW	1960	-	-	-	-	-	-
	1959	10	570	5,700	LB.	.55	3,135
LETTUCE	1960	40	400	16,000	LB.	.65	10,400
	1959	-	-	-	-	-	-
BEANS ALL VAR.	1960	625	1,500	937,500	LB.	.08	75,000
	1959	352	2,100	739,200	LB.	.07	51,744
ONIONS	1960	-	-	-	-	-	-
	1959	14	250	3,500	LB.	1.00	3,500
PEAS	1960	380	1,500	570,000	LB.	.085	48,450
	1959	132	2,500	330,000	LB.	.08	26,400
PARSLEY	1960	-	-	-	-	-	-
	1959	10	180	1,800	LB.	.22	396
SQUASH	1960	24	750	18,000	LB.	.38	6,840
	1959	15	650	9,750	LB.	.39	3,802
WATERMELON	1960	110	380	41,800	LB.	.45	18,810
	1959	55	370	20,350	LB.	.40	8,140
WEEPING LOVE GRASS	1960	30	1,000	30,000	LB.	.50	15,000
	1959	30	500	15,000	LB.	.55	8,250
TOTAL SEED CROPS	1960	1,344					191,932
	1959	697					157,936
TOTAL ALL SEED CROPS	1960	6,889					1,175,210
	1959	6,377					943,347

VEGETABLE CROPS

ACREAGE, PRODUCTION AND VALUE 1959 - 1960

CROP	YEAR	ACREAGE HARVESTED	PRODUCTION PER ACRE	PRODUCTION TOTAL	UNIT	VALUE PER UNIT	VALUE TOTAL
ASPARAGUS	1960	19	2.3	43.7	TON	180	7,866
	1959	39	2.21	86.19	TON	160	13,790
CAULIFLOWER	1960	260	5.0	1,300.0	TON	120	156,000
FREEZER	1959	157	4.5	706.5	TON	120	84,780
CORN	1960	40	3.35	134.0	TON	80	10,720
SWEET	1959	25	4.2	105.0	TON	72	7,560
LETTUCE	1960	-	-	-	-	-	-
HEAD	1959	40	5.3	212.0	TON	90	19,080
MELONS	1960	4,600	5.0	23,000.0	TON	89	2,047,000
CANTALOUPE	1959	4,400	5.1	22,440.0	TON	82.3	1,846,812
MELONS	1960	440	5.6	2,464.0	TON	70	172,480
HONEYDEW	1959	400	5.5	2,200.0	TON	76	167,200
MELONS	1960	150	5.0	750.0	TON	80	60,000
PERSIAN	1959	110	5.0	550.0	TON	80	44,000
MELONS	1960	280	6.5	1,820.0	TON	78	141,960
OTHER MUSK	1959	310	7.0	2,170.0	TON	76	164,920
WATERMELONS	1960	1,696	8.5	14,416.0	TON	19	273,904
	1959	1,520	8.0	12,160.0	TON	18	218,880
PEAS	1960	1,050	0.9	945.0	TON	160	151,200
FREEZER	1959	375	0.95	356.25	TON	160	57,000
PEPPERS	1960	415	5.7	2,365.5	TON	134	316,977
BELL	1959	364	6.0	2,184.0	TON	105	229,320
ONIONS	1960	85	8.0	680.0	TON	35	23,800
	1959	110	9.6	1,056.0	TON	40	42,240
SWEET	1960	3,934	3.5	13,769.0	TON	180.0	2,478,420
POTATOES	1959	4,985	3.72	18,544.2	TON	95.6	1,772,825
TOMATOES	1960	5,330	12.4	66,092.0	TON	55	3,635,060
	1959	9,720	13.0	126,360.0	TON	47	5,938,920
TOTAL	1960	18,299					9,475,387
	1959	22,555					10,607,327

FRUIT AND NUT CROPS

ACREAGE, PRODUCTION AND VALUE

CROP	YEAR	BEARING ACREAGE	PER ACRE	PRODUCTION TOTAL	UNIT	PER UNIT	VALUE TOTAL
ALMONDS	1960	8,870	.7	6,209	TON	500.00	3,104,500
	1959	8,701	1.0	8,701	TON	450.00	3,915,450
APRICOTS	1960	586	6.5	3,360	TON	92.00	350,428
	1959	480	7.0	3,360	TON	90.00	302,400
BUSH BERRIES	1960	60	3.5	210	TON	240.00	50,400
	1959	86	5.0	430	TON	170.00	73,100
CITRUS	1960	8	1.5	12	TON	100.00	1,200
	1959	8	2.0	16	TON	85.00	1,360
FIGS (DRY)	1960	2,002	1.1	2,202.2	TON	220.00	484,484
	1959	2,147	.95	2,039.65	TON	190.00	387,533
FIGS (CANNERY)	1960	2,389	2.5	5,972.5	TON	150.00	895,875
	1959	2,628	1.51	3,968.3	TON	150.00	595,245
GRAPES (RAISIN)	1960	8,095	7.0	56,665	TON=	33.80	1,915,277
	1959	7,980	8.5	67,830	GREEN	40.00	2,713,200
GRAPES (TABLE)	1960	1,155	9.0	10,395	TON=	29.00	301,455
	1959	1,143	8.0	9,144	GREEN	40.00	365,760
GRAPES (WINE)	1960	3,932	8.0	31,456	TON=	45.00	1,416,520
	1959	3,692	8.0	29,536	GREEN	42.00	1,240,512
NECTARINES	1960	252	4.0	1,008	TON	200.00	201,600
	1959	277	3.9	1,083.3	TON	270.00	291,681
OLIVES	1960	143	1.5	214.5	TON	130.00	27,885
	1959	143	.55	78.65	TON	210.00	16,516
PEACHES (CLINGSTONE)	1960	4,233	9.7	41,060	TON	55.00	2,258,300
	1959	3,790	10.0	37,900	TON	55.00	2,084,500
PEACHES (FREESTONE)	1960	3,985	12.0	47,820	TON	49.00	2,343,180
	1959	3,546	11.63	41,240	TON	49.00	2,020,760
PLUMS	1960	73	1.25	91.25	TON	250.00	22,812
	1959	100	1.30	130	TON	240.00	31,200
STRAWBERRIES	1960	33	3.45	113.85	TON	288.00	32,788
	1959	30	4.3	129	TON	288.00	37,152
WALNUTS (BLACK)	1960	916	-	200	TON	18.00	3,600
	1959	809	-	195	TON	18.00	3,510
WALNUTS (ENGLISH)	1960	3,982	.42	1,672.44	TON	520.00	869,668
	1959	3,805	.55	2,092.75	TON	450.00	941,737
TOTAL	1960	40,714					14,279.972
	1959	39,406					15,021.616

ACREAGE CLASSIFICATION

FRUIT AND NUT CROPS

CROP	BEARING	NON-BEARING
ALMONDS	8,870	4,003
APRICOTS	586	726
CHERRIES	-	43
FIGS (CANNERY)	2,389	65
FIGS (DRY)	2,002	25
GRAPES (RAISIN)	8,095	428
GRAPES (TABLE)	1,155	3
GRAPES (WINE)	3,932	232
LEMONS	-	2
NECTARINES	252	34
OLIVES	143	2
ORANGES	6	20
PERSIMMONS	-	10
PEARS	-	9
PLUMS	73	34
PRUNES	-	311
PEACHES (CLINGSTONE)	4,233	2,416
PEACHES (FREESTONE)	3,985	931
WALNUTS (ENGLISH)	3,982	2,262
WALNUTS (BLACK)	97	809
CAPRI FIGS	6	-
BUSH BERRIES	60	15
TOTAL	39,866	12,380

LIVESTOCK AND POULTRY PRODUCTS

1959 - 1960

ITEM	YEAR	WHOLE MILK PRODUCTION IN CWT	UNIT	PER UNIT	VALUE TOTAL
MILK MARKET	1960	3,078,086	CWT	4.11	12,650,933
	1959	3,120,110	CWT	4.50	14,040,495
MILK MANUFACTURING	1960	2,807,853	CWT	3.10	8,704,344
	1959	2,112,840	CWT	3.70	7,817,510
MILK GOAT	1960	27,500	LB. B.F.	1.90	52,250
	1959	22,000	LB. B.F.	1.90	41,800
WOOL	1960	445,280	LB.	.36	120,300
	1959	444,800	LB.	.44	195,712
EGGS-CHICKEN MARKET	1960	5,818,590	DOZ.	.35	2,036,506
	1959	5,652,360	DOZ.	.34	1,921,802
EGGS-TURKEY HATCHING	1960	5,315,500	EACH	.25	1,328,875
	1959	5,054,200	EACH	.24	1,213,008
TOTAL	1960				24,893,208
	1959				25,230,327

BEE INDUSTRY

1959 - 1960

ITEM	YEAR	PRODUCTION TOTAL	UNIT	VALUE PER UNIT	TOTAL VALUE
HONEY	1960	779,310	LB.	.12	93,517
	1959	656,250	LB.	.085	55,781
BEESWAX	1960	17,000	LB.	.42	7,140
	1959	15,500	LB.	.42	6,510
POLLINATION	1960	14,500	COLONY	3.50	50,750
	1959	13,650	COLONY	3.50	47,775
TOTAL BEE INDUSTRY	1960				151,407
	1959				110,066

LIVESTOCK AND POULTRY

PRODUCTION AND VALUE 1959 - 1960

ITEM	YEAR	PRODUCTION		UNIT	VALUE	
		NUMBER OF HEAD	LIVEWEIGHT POUNDS		PER UNIT	TOTAL
CATTLE AND	1960	90,000	54,000,000	CWT.	18.25	9,855,000
CALVES	1959	89,000	53,850,000	CWT.	19.50	10,500,750
SHEEP AND	1960	55,660	4,452,800	CWT.	16.50	734,712
LAMBS	1959	55,600	4,448,000	CWT.	18.00	800,640
HOGS AND PIGS	1960	9,988	1,747,900	CWT.	16.50	288,503
	1959	7,480	1,309,000	CWT.	14.00	183,260
BROILERS AND	1960	2,900,000	10,150,000	LB.	.17	1,725,500
FRYERS	1959	3,140,240	10,990,740	LB.	.17	1,868,425
OTHER	1960	195,100	780,400	LB.	.08	62,432
CHICKENS	1959	172,486	689,944	LB.	.08	55,195
CHICKS	1960	-	-	-	-	-
	1959	512,000	-	EACH	.17	87,040
TURKEYS	1960	1,685,550	32,472,500	LB.	.28	9,092,300
	1959	1,616,440	32,328,800	LB.	.26	8,405,488
TURKEY	1960	677,000	-	EACH	.55	372,350
POULTS	1959	560,766	-	EACH	.55	308,421
RABBITS	1960	6,000	24,000	LB.	.28	6,720
	1959	7,500	30,000	LB.	.26	7,800
GEESE	1960	35,000	-	HEAD	1.50	52,500
	1959	46,500	-	HEAD	1.50	69,750
TOTAL	1960					22,190,017
	1959					22,286,769

NURSERY PRODUCTS

PRODUCTION AREA, SALES AND VALUE 1959 - 1960

ITEM	YEAR	PRODUCTION AREA FIELD ACRES	QUANTITY SOLD BY PRODUCERS	UNIT	PER UNIT	TOTAL
FRUIT AND NUT TREES	1960		1,578,000	PLANTS	.50	789,000
	1959		2,893,000	PLANTS	.50	1,446,500
GRAPE VINES	1960		2,100,000	PLANTS	$40 PER M	84,000
	1959		2,230,000	PLANTS	$40 PER M	89,200
ROSE PLANTS	1960		4,300,000	PLANTS	.29	1,247,000
	1959		3,770,000	PLANTS	.29	1,093,300
SEMI TROPICAL ORNAMENTAL AND SHADE TREES	1960		265,000	PLANTS	1.25	331,250
	1959		290,000	PLANTS	1.25	362,500
SHRUBS AND ORNAMENTAL PLANTS	1960		1,304,000	PLANTS	.75	978,000
	1959		1,080,000	PLANTS	.75	810,000
BUDWOOD, PITS AND CUTTINGS	1960					175,000
	1959					170,895
STRAWBERRY PLANTS	1960		-	-	-	-
	1959		960,000	PLANTS	$10 PER M	9,600
CITRUS	1960		2,500	PLANTS	2.00	5,000
TOTAL	1960	1,500				3,609,250
	1959	1,500				3,981,995

ACREAGE SUMMARY 1959 - 1960

CLASSIFICATION OF ACREAGE	1960	1959
FRUIT AND NUT CROPS, INCLUDING NON-BEARING	52,246	52,626
FIELD AND TRUCK CROPS, INCLUDING SEED CROPS	365,304	352,702
NURSERY AND MISCELLANEOUS CROPS	1,500	1,500
PASTURE LAND (NOT ARABLE)	545,670	545,670
PASTURE LAND (ARABLE NOT FARMED)	187,980	200,702
SLOUGHS, RIVERS, PONDS, BRUSH, BUILDING SITES, CANALS, ROADS, AIRPORTS, CITIES AND DITCHES	66,500	66,000
TOTAL ACREAGE	1,219,200	1,219,200

RECAP TOMATOES

CANNING	TON	VALUE PER TON	TOTAL VALUE
TONS	47,410 @	22.50	1,066,725
SHIPPING			
32 # LUGS	12,200		
60 W B CRTS	5,062		
20 # LUGS	1,420		
TOTAL SHIPPING	18,682 @	137.42+	2,568,335
TOTAL ALL	66,092		3,635,060

GROSS VALUE ALL CROPS

1959 - 1960

MERCED COUNTY	1959	1960
BEE INDUSTRY	110,006	151,407
FIELD CROPS	37,508,056	38,036,913
FRUIT AND NUT CROPS	15,021,616	14,279,972
LIVESTOCK AND POULTRY	22,286,769	22,188,017
LIVESTOCK AND POULTRY PRODUCTS	25,230,327	24,893,208
SEED CROPS	943,347	1,175,210
VEGETABLE CROPS	10,607,327	9,475,387
NURSERY	3,981,995	3,609,250
TOTAL	115,689,503	113,809,364