



**AgEcon** SEARCH  
RESEARCH IN AGRICULTURAL & APPLIED ECONOMICS

*The World's Largest Open Access Agricultural & Applied Economics Digital Library*

**This document is discoverable and free to researchers across the globe due to the work of AgEcon Search.**

**Help ensure our sustainability.**

Give to AgEcon Search

AgEcon Search

<http://ageconsearch.umn.edu>

[aesearch@umn.edu](mailto:aesearch@umn.edu)

*Papers downloaded from **AgEcon Search** may be used for non-commercial purposes and personal study only. No other use, including posting to another Internet site, is permitted without permission from the copyright owner (not AgEcon Search), or as allowed under the provisions of Fair Use, U.S. Copyright Act, Title 17 U.S.C.*

## **Historic, archived document**

Do not assume content reflects current scientific knowledge, policies, or practices.



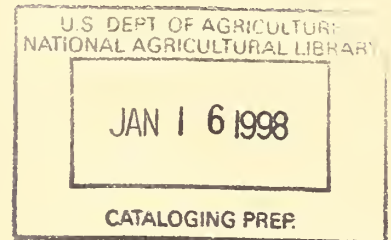
UNITED STATES DEPARTMENT OF AGRICULTURE  
BUREAU OF AGRICULTURAL ECONOMICS

AGRICULTURAL COMMODITY STATISTICS

Character and  
scope of agricultural  
commodity statistics now being  
compiled and published regularly by  
the Bureau of Agricultural  
Economics and other  
governmental  
agencies.

And

Important  
agricultural commodity  
subjects for which statistics  
not now available.



Revised to May 31, 1948

United States  
Department of  
Agriculture




National Agricultural Library

Almonds.....		117-119	
Apples.....		124-125	
Apricots.....		110	
Avocados.....		106	
Barley.....		30	
Beans (dry).....		42-43	
Berries.....		8-9	
Broomcorn (fiber)....		74	
Buckwheat.....		79	
Cattle & Calves.....		65	
Cherries.....		31-32	
Chickens & Eggs.....		66	
Corn.....	2-3	Peas (dry).....	18-20
Cotton & Cottonseed.....	21-24	Pecans.....	91
Cowpeas.....	29	Pelts.....	110
Cranberries.....	78	Persimmons.....	77
Currants.....	88	Pineapples.....	76
Dates.....	76	Plums.....	70
Ducks.....	115-116	Pomegranates.....	77
Farm Finances.....	137-140	Popcorn.....	40
Farm Incomes, Expenditures and Costs.....	140-143	Potatoes.....	53-54
Farm Land.....	136-137	Prices Paid by Farmers.....	128-133
Farm Mechanization Practices & Misc. Data.....	143-144	Prices Received by Farmers.....	126-127
Farm Population Empl. & Wages.....	134-135	Prices Rec'd. by Producers for Milk & Butterfat..	122
Feed Supplies.....	51-52	Prunes.....	71
Filberts.....	90	Rabbits.....	107
Figs.....	73	Rice.....	17-18
Flax Fiber.....	40	Rye.....	12-13
Flaxseed.....	25-26	Seeds, alfalfa, lespedeza, clovers, grasses, cover crops, others.....	44-50
Fluid Milk and Cream.....	122-123	Sheep & Lambs.....	102-104
Fur Bearing Animals.....	107	Sorghums (all).....	14-15
Geese.....	116	Sorgo Sirup.....	36
Goats.....	107	Soybeans.....	27-28
Grapefruit.....	81	Sugar.....	35
Grapes.....	67	Sugar Beets.....	34
Hay.....	41	Sugar Cane.....	33
Hemp (Fiber & Seed).....	39	Sweet Potatoes.....	55-56
Hides & Skins.....	110	Tangerines.....	80
Hogs & Pigs.....	99-101	Tobacco.....	37-38
Honey & Beeswax.....	116	Truck Crops.....	57-63
Hops.....	95	Tung Nuts.....	93
Horses & Colts.....	105	Turkeys.....	114-115
Lard.....	108-109	Velvet Beans.....	30
Lemons.....	82	Walnuts.....	92
Limes.....	83	Wheat (all).....	6-7
Manufactured Dairy Products.....	119-121	Winter.....	4
Maple Products.....	36	Durum.....	4-5
Marketing & Transportation.....	145-149	Other spring.....	5
Meat.....	108-109	Wool.....	109

# AGRICULTURAL COMMODITY STATISTICS

## Foreword

At the beginning of World War II, a check was made of the statistics which were being collected and were then available covering crop, livestock and related subjects. The check also showed important gaps that needed to be filled to provide a well-rounded picture of the entire situation. The data were embodied in a report which was widely used for reference purposes. A number of these gaps were filled during the war to meet wartime needs, but there still remain a number of items for which there is a definite demand. These are shown under each commodity. The following report is intended to bring up to date the report prepared at the beginning of the war, taking into account recent demands for detailed data on certain commodities. This report should prove useful for reference purposes. A few agricultural statistical series issued by other Government Agencies may have been omitted here. However, the listing given is believed to be practically complete.



Statistical information relating to  
agriculture, now compiled and published  
by BAE or other agencies

: Other important subjects for  
which current statistical series  
not now available

CORN

By Bureau of Agricultural Economics

Acreage: By States and for the U. S. :  
Prospective plantings, March :  
Acreage planted, July : Irrigated acreage certain Western  
: States  
Acreage for harvest, July :  
Percentage of total acres planted with :  
hybrid seed, July :  
Total acreage planted and acreage harvested: Acreage for grain, July 1  
for grain, silage and forage (hogging off, : Acreage hogged (separate from  
and for grazing and forage), December : forage acreage), December  
Yield and Production: By States and for :  
the U. S. :  
Monthly forecasts during the growing season: Production for grain, July 1  
based on reported condition and yield, : Yield per acre and production on  
weather data and other factors, : irrigated and non-irrigated acre-  
July to November : age Western States  
Annual estimates, December (for all : Number of farms producing,  
forms of utilization) : annually  
District estimates of production, as : Production of grain corn on acre-  
requested : age hogged, December  
Special mid-month forecasts, as requested : Production of hybrid seed  
: Proportion of production from  
: hybrids and increment due to  
: hybrids  
Forecast production of corn for grain, :  
U. S. only, October and November :  
Prices: By States and for the U. S. :  
Average prices received by farmers, monthly :  
Season average prices received by farmers :  
for crop-marketing year, annually :  
Farm Disposition: By States and for the U. S.: :  
Estimated quantities used for (1) feed and :  
seed, (2) as food, and (3) sold; on farms :  
where produced, annually :  
Value of sales and value of production, : Total quantity fed on all farms  
annually :  
Marketings: By States and for the U. S. :  
Estimated monthly sales by farmers as per- :  
centage of total yearly farm sales, annually: :  
Cash receipts from farm marketings, by :  
regions and U. S., monthly and annually :  
Stocks: By States and for the U. S. :  
Stocks on farms quarterly, January, :  
April, July, October :  
District estimates of stocks on farms, : Quantities used by manufacturers  
periodically as requested : and processors, quarterly  
Stocks in mills, elevators and warehouses :



-----  
Statistical information relating to  
agriculture, now compiled and published  
by BAE or other agencies  
-----

: Other important subjects for  
which current statistical series  
not now available  
-----

CORN (continued)

Storage Capacity: By States and for the U.S.:

: Storage capacity on farms and in  
: off-farm positions, 3 to 5 year  
: intervals

County Estimates: Acreage planted, acreage  
harvested, yield per acre and production,  
(certain important producing States),  
annually

: County estimates of acreage, yield  
: per acre and production, all  
: States, annually

Phenological Data: By States and for the U.S.:

: Period of seeding, harvesting and  
: rate of seeding, quinquennially  
: Crop losses from specified causes,  
: quality factors, etc., annually

By Other Agencies

Acreage harvested, yield per acre and pro-  
duction, and number of farms harvesting  
corn for grain and for all purposes, by  
States and counties, quinquennially,  
Bureau of the Census

Acreage, yield per acre and production and  
number of farms, irrigated and non-  
irrigated land, by States and counties,  
decennially, Bureau of the Census

Acreage, yield per acre and production in  
foreign countries, OFAR

Stocks at important terminal markets,  
weekly, PMA

Stocks stored in Commodity Credit Corporation  
owned bins and in transit, monthly, PMA

Receipts at terminal markets, weekly, PMA

Receipts graded by licensed inspectors, by  
classes and grades, annually, PMA

Prices by principal classes and grades at  
representative markets, weekly, PMA

Volume of futures trading, open contracts and  
prices on Chi. Bd. of Trade, K.C. Bd. of  
Trade; daily, monthly and annually C. E. A.

Stocks in deliverable position in Federally  
licenses warehouses at Chicago, weekly C.E.A.

Imports, exports, and shipments, monthly,  
Department of Commerce

Corn processed, Corn Processors, Statistical  
Bureau

-----  
 Statistical information relating to : Other important subjects for  
 agriculture, now compiled and published : which current statistical series  
 by BAE or other agencies : not now available  
 -----

WINTER WHEAT

By Bureau of Agricultural Economics

Acreage: By States and for the U. S. :  
 Fall seedings, December; seeded, July :  
 Probable abandonment, December, April, : Irrigated acreage planted and  
 May, U. S. only : harvested for 11 Western States  
 Acreage for harvest, May, July :  
 Acreage planted, harvested, and abandoned, :  
 December :  
Yield and Production: By States and for the :  
 U. S. :  
 Monthly forecasts during the growing : Yield and production on irrigated  
 season, based on reported condition and : and non-irrigated acreage for 11  
 yield, weather data and other factors, : Western States  
 December, April to August (Prod. only Dec. :  
 and April) :  
 Annual estimates, December :  
 District estimates of production, :  
 periodically as requested :  
 Special mid-month forecasts of production, :  
 periodically as requested :  
Prices: By States and for the U. S. :  
 Average prices received by farmers, :  
 monthly :  
 Season average prices received by farmers :  
 for crop-marketing year, annually :  
County Estimates: Acreage planted, acreage :  
 harvested, yield per acre and production : County estimates of acreage, yield  
 (certain important producing States), : per acre and production, all  
 annually : States, annually

DURUM WHEAT

Acreage: By States and for the U. S. :  
 Prospective plantings, March :  
 Acreage planted and acreage for harvest, :  
 July :  
 Acreage planted and harvested, December :  
Yield and Production: By States and for the :  
 U. S. :  
 Monthly forecasts during the growing :  
 season, based on reported condition and :  
 yield, weather data and other factors, :  
 June to October :  
Yield and Production: :  
 Annual estimates, December :  
 District estimates of production, :  
 periodically as requested :  
 Special mid-month forecasts of production, :  
 periodically as requested :  
 :  
 :

Statistical information relating to : Other important subjects for  
 agriculture, now compiled and published : which current statistical series  
 by BAE or other agencies : not now available

DURUM WHEAT (continued)

Prices: By States and for the U. S. :  
 Average prices received by farmers, :  
 monthly :  
 Season average prices received by farmers :  
 for crop-marketing year, annually :  
Stocks: Stocks on farms and in certain off- :  
 farm positions, quarterly, :  
 January, April, July, October :  
County Estimates: Acreage planted, acreage :  
 harvested, yield per acre and production, :  
 annually, Minn., N. Dak., S. Dak. :

OTHER SPRING WHEAT

Acreage: By States and for the U. S. :  
 Prospective plantings, March :  
 Acreage planted, and acreage for harvest, :  
 July :  
 Acreage planted and harvested, December : Irrigated acreage, certain  
 Seedings on abandoned winter wheat land, : Western States  
 certain States, annually :  
Yield and Production: By States and for the :  
 U. S. :  
 Monthly forecasts during the growing season: Yield and production on irri-  
 based on reported condition and yield, : gated and non-irrigated acreage,  
 weather data, and other factors, June to : certain Western States  
 October :  
 Annual estimates, December :  
 District estimates of production, :  
 periodically as requested :  
 Special mid-month forecasts of production, :  
 periodically as requested :  
Prices: By States and for the U. S. :  
 Average prices received by farmers, monthly :  
 Season average prices received by farmers, :  
 for crop-marketing year, annually :  
County Estimates: Planted acreage, harvested : County estimates of acreage,  
 acreage, yield per acre and production, : yield per acre and production,  
 annually, (certain important producing : all States, annually  
 States)

Statistical information relating to	:	Other important subjects for
agriculture, now compiled and published	:	which current statistical series
by BAE or other agencies	:	not now available

ALL WHEAT

<u>Acreage: By States and for the U. S.</u>	:	
Acreage for harvest, July 1	:	Number of farms producing wheat--
Acreage planted and harvested, December	:	winter, other spring, durum, all
	:	wheat, by States and for the U.S.
	:	annually
Acreage by varieties, quinquennially, in	:	Acreage and production by varie-
cooperation with the Bureau of Plant	:	ties (important producing States)
Industry	:	annually
<u>Yield and Production: By States and for the</u>	:	
U. S.	:	
Annual estimates, December	:	
Indicated production of all wheat by	:	
classes for the U. S., during the growing	:	
season, July to October, annual estimates,	:	
December	:	
<u>Prices: By States and for the U. S.</u>	:	
Average prices received by farmers, monthly:	:	
Season average prices received by farmers,	:	
for crop-marketing year, annually	:	
<u>Farm Disposition: By States and for the U.S.:</u>	:	
Estimated quantities used for (1) seed,	:	
(2) food, (3) feed, and (4) sold; on farms:	:	
where produced, annually	:	
Value of sales and value of production,	:	Total quantity fed on all farms
annually	:	
Total quantity of seed used, annually	:	
<u>Marketings: By States and for the U. S.</u>	:	
Estimated monthly sales by farmers as	:	
percentage of total yearly farm sales,	:	
annually	:	
Cash receipts from farm marketings, by	:	
regions and U. S., monthly and annually	:	
<u>Stocks: By States and for the U. S.</u>	:	
Stocks on farms, quarterly, January,	:	Stocks held by feed manufacturers
April, July, October	:	and processors other than mills,
District estimates of stocks on farms,	:	quarterly.
periodically as requested	:	Quantities used by manufacturers
Stocks in interior mills, elevators and	:	and processors other than mills,
warehouses, quarterly, January, April,	:	quarterly
July, October	:	Stocks by classes in all posi-
Stocks in merchant mills, quarterly,	:	tions
January, April, July, October	:	
<u>Storage Capacity:</u>	:	
	:	Storage capacity on farms and in
	:	off-farm places, 3 to 5 year
	:	intervals
<u>County Estimates: Acreage planted, acreage</u>	:	
harvested, yield per acre and production	:	County estimates of acreage,
(certain important producing States),	:	yield per acre and production,
annually	:	all States, annually

Statistical information relating to : Other important subjects for  
agriculture, now compiled and published : which current statistical series  
by BAE or other agencies : not now available

---

ALL WHEAT (continued)

Phenological Data:

:  
: Period of seeding, harvesting, and  
: rate of seeding, quinquennially  
: Crop losses from specified causes,  
: annually  
: Protein content at harvest time,  
: annually

By Other Agencies

Acres harvested, yield per acre, and pro-  
duction of winter wheat, durum, and other  
spring wheat, number of farms producing  
each, by States and counties, quinquennial-  
ly, Bureau of the Census

Acres, yield per acre and number of farms,  
irrigated and non-irrigated land for 19  
States, decennially, Bureau of the Census

Acres, yield per acre, and production in  
foreign countries, OFAR

Stocks at important terminal markets, weekly,  
PMA

Stocks stored in Commodity Credit owned bins,  
and in transit, monthly PMA

Stocks in deliverable positions in Federally  
licensed warehouses at Chicago, Ill.,  
weekly C.E.A.

Wheat ground and flour made in large mills,  
monthly, and kinds of flour made, annually,  
Bureau of the Census

Quantity of durum wheat ground, supplies and  
utilization of durum wheat, semi-annually, PMA

Wheat millfeed production calculated from flour  
production, weekly, PMA

Receipts at terminal markets, U. S., weekly,  
PMA

Receipts graded by licensed inspectors, by  
classes and grades, annually, PMA

Volume of futures trading, open contracts and  
prices; Chicago Board of Trade, Minneapolis  
Grain Exchange, Duluth Board of Trade, K. C.  
Board of Trade, daily, monthly and annually.  
C.E.A.

Market prices: principal classes and grades at  
representative markets, weekly, PMA

Imports, exports, and shipments, monthly,  
Department of Commerce

-----  
 Statistical information relating to : Other important subjects for  
 agriculture, now compiled and published : which current statistical series  
 by BAE or other agencies : not now available  
 -----

OATS

By Bureau of Agricultural Economics

Acreage: By States and for the U. S. :  
 Prospective plantings, March : Fall seedings of winter oats, by  
 Proportion of acreage fall and spring sown: States, December  
 10 States, May : Acreage by varieties, quinquen-  
 : nially  
 Acreage planted and acreage for harvest, : Irrigated acreage, certain  
 July : Western States  
 Acreage planted and harvested, December :  
Yield and Production: By States and for the :  
U. S. :  
 Monthly forecasts during the growing : Yield and production on irrigated  
 season, based on reported condition and : and non-irrigated acreage,  
 yield, weather data, and other factors, : certain Western States  
 June to October :  
 Annual estimates, December :  
 District estimates of production, as :  
 requested :  
Prices: By States and for the U. S. :  
 Average prices received by farmers, :  
 monthly :  
 Season average price received by farmers :  
 for crop-marketing year, annually :  
Farm Disposition: By States and for the U.S.:  
 Estimated quantities used for (1) feed and: Proportion of seed home grown  
 seed, and (2) sold; on farms where :  
 produced, annually :  
 Value of sales and value of production, : Total quantity fed on all farms  
 annually :  
Marketings: By States and for the U. S. :  
 Monthly sales by farmers as percentage of :  
 total yearly farm sales, annually :  
 Cash receipts from farm marketings, by :  
 regions and U.S., monthly and annually :  
Stocks: By States and for the U. S. :  
 Stocks on farms, quarterly, January, April: Quantities used by manufacturers  
 July, October : and processors, quarterly  
 District estimates of stocks on farms, :  
 periodically as requested :  
 Stocks in interior mills, elevators, :  
 warehouses, quarterly :  
County Estimates: Acreage harvested, yield :  
 per acre and production (important : County estimates of acreage,  
 producing States), annually : yield per acre and production,  
 : all States,

Statistical information relating to  
agriculture, now compiled and published  
by BAE or other agencies

: Other important subjects for  
: which current statistical series  
: not now available

OATS (continued)

Phenological Data: By States and for U.S. . . .

: Period of seeding, harvesting,  
: and rate of seeding, quinquen-  
: nially  
: Crop losses from specified  
: causes, annually

By Other Agencies

Acres harvested, yield per acre, and pro-  
duction, and number of farms harvesting,  
by States and counties, quinquennially,  
Bureau of the Census

Acres, yield per acre and production, and  
number of farms, irrigated and non-irri-  
gated, decennially, Bureau of the Census

Acres, yield per acre and production in  
foreign countries, OFAR

Stocks at important terminal markets, weekly,  
PMA

Stocks in deliverable position in Federally  
licensed warehouses at Chicago, Ill.,  
weekly, C.E.A.

Receipts at important terminal markets,  
weekly, PMA

Receipts graded by licensed inspectors, by  
classes and grades, annually, PMA

Volume of futures trading, open contracts  
and prices, Chicago Board of Trade and  
Minneapolis Grain Exchange; daily, monthly,  
and annually C.E.A.

Market prices at representative markets,  
weekly, quarterly, PMA

Imports, exports and shipments, monthly,  
Department of Commerce

Statistical information relating to  
agriculture, now compiled and published  
by BAE or other agencies

Other important subjects for  
which current statistical series  
not now available

BARLEY

By Bureau of Agricultural Economics

Acreage: By States and for the U.S.

Prospective plantings, March

Acreage planted and acreage for harvest,  
July

Acreage planted and harvested, December.  
Yield and Production: By States and for

the U.S.

Monthly forecasts during the growing sea-  
son, based on reported condition and  
yield, weather data and other factors,  
June to October

Annual estimates, December

District estimates of production,  
periodically as requested

Prices: By States and for the U.S.

Average prices received by farmers,  
monthly

Season average prices received by farmers  
for crop-marketing year, annually

Farm Disposition: By States and for the  
U.S.

Estimated quantities used for (1) feed  
and seed, and (2) sold; on farms where  
produced. Value of sales and value of  
production, annually

Marketings: By States and for the U.S.

Estimated monthly sales by farmers as  
percentage of total yearly farm sales,  
annually

Cash receipts from farm marketings, by  
regions and U.S., monthly and annually

Stocks: By States and for the U.S.

Stocks on farms, October, December, April  
and June

Estimated stocks on farms U.S. only  
January 1 and July 1

District estimates of stocks on farms,  
periodically as requested

Stocks in interior mills, elevators and  
warehouses, quarterly

Fall seedings of winter barley by  
States, December

Acreage by varieties, quinquennially  
Irrigated acreage, certain Western  
States

Yield and production on irrigated  
and non-irrigated acreage, certain  
Western States

Proportion of seed home grown

Total quantity fed on all farms

Quantities used by manufacturers  
and processors, quarterly

Farm stocks, by States, January 1  
and July 1



-----  
 Statistical information relating to : Other important subjects for  
 agriculture, now compiled and published : which current statistical series  
 by BAE or other agencies : not now available  
 -----

BARLEY (continued)

County Estimates: Acreage harvested, yield:  
 per acre and production (certain :County estimates of acreage, yield  
 important producing States), annually :per acre and production, all  
 :producing States, annually

Phenological Data: By States and for the :  
 U.S. :Period of seeding, harvesting, and  
 :rate of seeding, quinquennially  
 :Crop losses from specific causes,  
 :annually

By Other Agencies

Acreage harvested, yield per acre and pro-  
duction, and number of farms harvesting,  
 by States and counties, quinquennially,  
 Bureau of the Census

Acreage, yield per acre and production, and  
number of farms, irrigated and non-irrigated,  
 decennially, Bureau of the Census

Acreage, yield per acre and production in  
foreign countries, OFAR

Stocks at important terminal markets, weekly,  
 PMA

Stocks in deliverable position in Federally  
licensed warehouses at Chicago, Illinois,  
 weekly, CEA

Receipts at important terminal points,  
 weekly, PMA

Receipts, graded by licensed inspectors, by  
classes and grades, annually, PMA

Volume of futures trading, open contracts and  
prices, Chicago Board of Trade and Minneapolis  
Grain Exchange, daily, monthly and annually,  
 CEA

Market prices of representative markets,  
 weekly, quarterly, semi annually, PMA

Imports, exports and shipments, monthly,  
 Department of Commerce

-----  
 Statistical information relating to : Other important subjects for  
 agriculture, now compiled and published : which current statistical series  
 by BAE or other agencies : not now available  
 -----

RYE

By Bureau of Agricultural Economics

Acreage: By States and for the U. S. :  
 Fall seedings, December :  
 Estimated abandonment, May U. S. only : Irrigated acreage, certain Western  
 Acreage for harvest, May, July : States  
 Acreage planted and harvested, December : Acreage by varieties, quinquennially  
Yield and Production: By States and for :  
 the U. S. :  
 Monthly forecasts during the growing : Yield per acre and production on  
 season, based on reported condition and : irrigated and non-irrigated acreage,  
 yield, weather data and other factors, : certain Western States  
 May to August :  
 Annual estimates, December : Number of farms producing  
 : rye, annually  
 District estimates of production, :  
 periodically as requested :  
Prices: By States and for the U. S. :  
 Average prices received by farmers, :  
 monthly :  
 Season average prices received by farmers, :  
 annually, for crop-marketing year :  
Farm Disposition: By States and for the U.S., : Quantity of rye used for feed on  
 Estimated quantities used for (1) seed, : all farms  
 (2) food, (3) feed, and (4) sold; on :  
 farms where produced, annually :  
 Value of sales and value of production, :  
 annually :  
Marketings: By States and for the U.S. :  
 Estimated monthly sales by farmers as :  
 percentage of total yearly farm sales, :  
 annually :  
 Cash receipts from farm marketings, U. S., :  
 annually :  
Stocks: By States and for the U. S. :  
 Stocks on farms quarterly, October 1, : Stocks by States, January 1 and  
 December 1, April 1, June 1 : July 1  
 Estimated Stocks on Farms, U. S. only, : Stocks held by feed manufacturers  
 January 1 and July 1 : and processors, other than mills,  
 District estimates of stocks on farms, : quarterly  
 periodically as requested : Quantities used by manufacturers  
 : and processors other than mills,  
 Stocks in interior mills, elevators and : quarterly  
 warehouses, quarterly :  
 :  
 Stocks in merchant mills, quarterly :

-----  
 Statistical information relating to : Other important subjects for  
 agriculture, now compiled and published : which current statistical series  
 by BAE or other agencies : not now available  
 -----

RYE (continued)

County Estimates: Acreage planted, acreage :  
 harvested, yield per acre and production, : County estimates of acreage, yield  
 (certain States), annually : per acre and production, all  
 : producing States, annually  
Phenological Data: By States and for :  
 the U. S. : Period of seeding, harvesting and  
 : rate of seeding, quinquennially  
 : Crop losses from specified causes,  
 : annually

By Other Agencies

Acreage harvested, yield per acre and pro-  
 duction, and number of farms harvesting rye,  
 by States and counties, quinquennially,  
 Bureau of the Census  
Acreage, yield per acre and production, and  
 number of farms, irrigated and non-irrigated  
 land, by States and counties, decennially,  
 Bureau of the Census  
Acreage, yield per acre and production in  
 foreign countries, OFAR  
Stocks at important terminal markets  
 weekly, PMA  
Stocks stored in Commodity Credit Corporation  
 owned bins, monthly  
Stocks in deliverable position in Federally  
 licensed warehouses at Chicago, Ill.,  
 weekly. CEA  
Rye ground and flour made, monthly, Bureau  
 of the Census  
Receipts at terminal markets, weekly, PMA  
Receipts graded by licensed inspectors, by  
 grades, annually, PIA  
Volume of futures trading, open contracts and  
 prices, Minneapolis Grain Exchange, daily  
 and annually, CEA  
Market prices, principal grades at representa-  
 tive markets, weekly, quarterly PMA  
Imports, exports and shipments, monthly,  
 Department of Commerce

Statistical information relating to agriculture, now compiled and published by BAE or other agencies : Other important subjects for which current statistical series not now available

SORGHUMS ALL

By Bureau of Agricultural Economics

Acreage: By States and for the U.S.

Prospective plantings, all sorghums, March

Acreage planted, all sorghums, July

Acreage all sorghums for harvest, July

Acreage sorghum grain and sorgo sirup

for harvest, August

Acreage planted all purposes, December

Acreage harvested for grain, for forage,

for silage and for sirup, December

Yield and Production: By States and for

the U.S.

Monthly forecasts of sorghum during the

growing season, based on reported yield

and condition, weather data and other

factors, August to November

Annual estimates for (1) grain, (2) forage,

(3) silage, and (4) sirup, December

District estimates of production,

periodically as requested

Prices: By States and for the U.S.

Average prices received by farmers for

sorghum grain, monthly

Season average price received by farmers

for the crop-marketing year, sorghum

grain, forage and silage, annually

Farm Disposition: By States and for the

U.S.

Estimated quantities sorghum grain used

for (1) feed and seed, and (2) sold; on

farms where produced, annually

Value of sales and value of production,

annually

Marketings: By States and for the U.S.

Estimated monthly sales by farmers as

percentage of total yearly farm sales,

sorghum grain, annually

Cash receipts from farm marketings, by

regions and U.S., monthly and annually

Stocks: By States and for the U.S.

\* Stocks on farms, Oct 1 and Jan 1

\* Stocks in mills, elevators and warehouses,

Oct 1 and Jan 1

Acreage by varieties, quinquennially

Proportion of seed home grown

Stocks on farms, quarterly

Stocks in mills, elevators and warehouses, quarterly

-----  
Statistical information relating to : Other important subjects for  
agriculture, now compiled and published : which current statistical series  
by BAE or other agencies : not now available  
-----

SORGHUMS ALL (continued)

County Estimates:

:  
: County estimates of acreage harvested  
: for grain, yield per acre and pro-  
: duction, all producing States,  
: annually

Phenological Data: By States and for the U.S.:

: Period of seeding, harvesting and  
: rate of seeding, quinquennially  
: Crop losses from specified causes,  
: annually

By Other Agencies

Acreage harvested, production and number of  
farms harvesting sorghums for all purposes,  
for grain, for silage, for hay or fodder,  
by States and counties, quinquennially,  
Bureau of the Census

Acreage, production and number of farms,  
irrigated and non-irrigated land, for all  
purposes, for grain, for hay or fodder,  
decennially, Bureau of the Census

Stocks at important terminal markets,  
weekly, PMA

Stocks in deliverable position in Federally  
licensed workhouses at Chicago, Ill.  
weekly, CEA

Receipts graded by licensed inspectors,  
U. S., annually, PMA

Prices at important markets, by classes,  
4 States and the U. S., annually, PMA

Volume of futures trading, open contracts and  
prices, Minneapolis Grain Exchange, daily, CEA

Statistical information relating to : Other important subjects for  
 agriculture, now compiled and published : which current statistical series  
 by BAE or other agencies : not now available

BUCKWHEAT

By Bureau of Agricultural Economics

Acreage: By States and for the U. S. :  
 Acreage planted, August :  
 Acreage for harvest, August :  
 Acreage planted and harvested, December :  
Yield and Production: By States and for :  
 the U. S. :  
 Monthly forecasts during the growing sea- : Number of farms harvesting, annually  
 son, based on reported condition and :  
 yield, weather data and other factors, :  
 August to November :  
 Annual estimates, December :  
Prices: By States and for the U. S. :  
 Average prices received by farmers, :  
 monthly :  
 Season average prices received by farmers :  
 for the crop-marketing year, annually :  
Farm Disposition: By States and for the U.S. :  
 Estimated quantities used for (1) seed, :  
 (2) food, (3) feed, and (4) sold; on :  
 farms where produced, annually :  
 Value of sales and value of production, :  
 annually :  
 Estimated total quantity of seed used, :  
 annually :  
Marketings: By States and for the U. S. :  
 Estimated monthly sales by farmers as :  
 percentage of total yearly farm sales, :  
 annually :  
 Cash receipts from farm marketings, :  
 U. S., annually :  
Stocks: By States and for the U. S. :  
 : Stocks in all positions, quarterly,  
 : January, April, July, October  
 :  
County Estimates: :  
 : County estimates of acreage, yield  
 : per acre and production, important  
 : producing States, annually  
 :  
Phenological Data: :  
 : Period of seeding, harvesting and  
 : rate of seeding, quinquennially

Statistical information relating to : Other important subjects for  
 agriculture, now compiled and published : which current statistical series  
 by BAE or other agencies : not now available

BUCKWHEAT (continued)

By Other Agencies

Acreage harvested, yield per acre and  
 production, and number of farms harvesting,  
 by States, decennially, Bureau of the  
 Census  
Quantity ground, biennially, Bureau of the  
 Census  
Quantity processed, biennially, Bureau of  
 the Census

RICE

By Bureau of Agricultural Economics

Acreage: By States and for the U. S. :  
 Prospective plantings, March : Acreage by varieties, quinquennially  
 Acreage planted and acreage for harvest, :  
 July :  
 Acreage planted and acreage harvested, :  
 December :  
Yield and Production: By States and for : Number of farms producing rice,  
 the U. S. : annually  
 Monthly forecasts during the growing :  
 season, based on reported condition and :  
 yield, weather data and other factors, :  
 July to November :  
 Annual estimates, December :  
Prices: By States and for the U. S. :  
 Average prices received by farmers, :  
 monthly :  
 Season average prices received by farmers :  
 for the crop-marketing year, annually :  
Farm Disposition: By States and for the U.S. :  
 Estimated quantities used for (1) seed, : Proportion of seed home grown  
 (2) food, (3) feed, and (4) sold; on :  
 farms where produced, annually :  
 Value of sales and value of production, :  
 annually :  
 Estimated total quantity of rice fed to :  
 livestock on all California farms, annually:  
Marketings: By States and for the U. S. :  
 Cash receipts from farm marketings, U. S., : Estimated monthly sales as per-  
 annually : centages of total yearly farm sales,  
 : annually

-----  
 Statistical information relating to : Other important subjects for  
 agriculture, now compiled and published : which current statistical series  
 by BAE or other agencies : not now available  
 -----

RICE (continued)

Stocks: By States and for the U. S. :  
 Stocks on farms, at mills and in : Stocks on farms January 1 and April 1  
 warehouses, August : Stocks at mills January 1 and April 1  
 : Stocks in warehouses January 1 and  
 : April 1  
County Estimates: Acreage planted, acreage :  
 harvested, yield per acre and production, :  
 by States, annually :  
Phenological Data: :  
 : Period of seeding, harvesting and  
 : rate of seeding, quinquennially

By Other Agencies

Acreage harvested, yield per acre and pro-  
 duction and number of farms harvesting,  
 by States, quinquennially, Bureau of the  
 Census  
Acreage, yield per acre and production in  
 foreign countries, OFAR  
Stocks owned by mills, rough rice, monthly,  
 PMA  
Receipts at mills, rough rice, monthly, PMA  
Stocks at mills, milled rice, monthly, PMA  
Production, milled rice, monthly, PMA  
Shipments, milled rice, monthly, PMA  
Prices by varieties at important markets,  
 annually, PMA



-----  
 Statistical information relating to : Other important subjects for  
 agriculture, now compiled and published : which current statistical series  
 by BAE or other agencies : not now available  
 -----

DRY BEANS AND DRY PEAS

By Bureau of Agricultural Economics

Acres: By States and for the U. S. :  
 Prospective plantings, March :  
 Acres planted and for harvest, July 1/ : Acres for harvest, by kinds,  
 Acres planted and harvested, December 1/ : August, December  
Yield and Production: By States and for :  
 the U. S. :  
 Monthly forecasts, based on reported : Yield on irrigated and non-irrigated  
 condition and yield, weather data and : acreage in all Western States,  
 other factors: : annually  
 All beans, July-November :  
 All peas, July-September :  
 Annual estimates of production by kinds, : Production, by kinds, by States and  
 December : U. S.  
 : Beans, August to November  
 : Peas, August and September  
Prices: By States and for the U. S. :  
 Average prices received by farmers, : Average prices received by farmers  
 monthly : for important kinds, by States,  
 Season average price received by farmers : monthly  
 for the crop-marketing year, annually :  
Farm Disposition: By States and for the U.S. :  
 Estimated quantities used for (1) seed, :  
 (2) food, (3) feed, and (4) sold; on :  
 farms where produced, annually :  
 Value of sales and value of production, :  
 annually :  
 Total seed used, annually :  
 Dockage or cleanout, annually :  
Marketings: By States and for the U. S. :  
 Estimated monthly sales by farmers as :  
 percentage of total yearly farm sales, :  
 annually :  
 Cash receipts from farm marketings, by :  
 regions and U. S., monthly and annually :  
 : Farm stocks, quarterly  
 : Stocks in commercial storage in  
 : producing areas by kinds, quarterly  
County Estimates: :  
 : County estimates of acreage, yield  
 : per acre and production, all important  
 : producing States, annually

-----  
Statistical information relating to : Other important subjects for  
agriculture, now compiled and published : which current statistical series  
by BAE or other agencies : not now available  
-----

DRY BEANS AND DRY PEAS (continued)

Phenological Data: By States and for the U.S.:

: Seeding and harvesting periods,  
: rates of seeding, varieties, etc.,  
: quinquennially

By Other Agencies

Acreage, production and number of farms  
harvesting, quinquennially, Bureau of  
the Census

Acreage and production, irrigated and non-  
irrigated land, by States, decennially,  
Bureau of the Census

Acreage, yield per acre and production in  
foreign countries, OFAR

Prices of beans, by kinds, in certain  
markets, weekly, PMA

---

1/Acreage, yield and production estimated for lima beans separately in  
California.

Statistical information relating to : Other important subjects for  
 agriculture, now compiled and published : which current statistical series  
 by BAE or other agencies : not now available

COTTON AND COTTONSEED

By Bureau of Agricultural Economics

Acreage: By States and for the U.S. - :  
 all cotton :  
 American Egyptian cotton, U. S. :  
 Acreage in cultivation, July, December, : Acreage mechanically picked by  
 May : areas, annually  
 Abandonment, September, December, May :  
 Acreage harvested, September, December, May : Acreage by varieties, quinquennially  
Yield and Production: By States and for :  
 the U. S. :  
Lint - all cotton, and American Egyptian :  
 (U. S. only) : Bales mechanically picked, by  
 : areas, annually  
 Monthly forecasts based on reported : Cotton not harvested, annually  
 condition and yield, ginners' reports, : Number of farms producing cotton,  
 weather data and other factors, August : annually  
 to December :  
 Annual estimates, May :  
Cottonseed :  
 Probable production for the U. S. based :  
 on average ratio of lint to cottonseed, :  
 monthly, August to December :  
 Annual estimate of production, May :  
Condition: By States and for the U. S., :  
 monthly, August to October :  
Prices: By States and for the U. S. :  
Lint - All cotton :  
 Average prices received by farmers, :  
 monthly :  
 Average prices received by farmers to :  
 December 1, December :  
 Average prices received by farmers to :  
 April 1, May :  
 Season average prices received by :  
 farmers for crop-marketing year, annually :  
 Season average price received by farmers :  
 for American Egyptian cotton for the U.S. :  
 for the crop marketing year, annually :  
 Parity price for the U. S., monthly :  
 Parity price, American Egyptian, :  
 January and July :  
Cottonseed :  
 Average prices received by farmers, :  
 monthly :  
 Season average prices received by farmers :  
 for crop-marketing year, annually :  
 Parity price for the U. S., monthly :

-----  
 Statistical information relating to : Other important subjects for  
 agriculture, now compiled and published : which current statistical series  
 by BAE or other agencies : not now available  
 -----

COTTON AND COTTONSEED (continued)

Farm Disposition of Cottonseed: By States :  
 and for the U. S. :  
 Estimated quantities (1) sold, (2) ex- :  
 changed for cottonseed meal, (3) kept on :  
 farms, and (4) used for planting seed, :  
 annually :  
 Value of sales and value of production, :  
 annually :  
 Cash receipts from farm marketings, by :  
 regions and U. S., monthly and annually :  
Marketings of Cotton Lint: By States and :  
 for the U. S. :  
 Estimated monthly sales by farmers as :  
 percentage of total yearly farm sales, :  
 annually :  
 Cash receipts from farm marketings, by :  
 regions and U.S., monthly and annually :  
 Value of production(sales), annually :  
County Estimates: Estimates of acreage in : County estimates of acreage harvested  
 cultivation July 1, yield per acre in : and yield per acre harvested, all  
 cultivation July 1, and production; annually : States, annually  
Reduction from Full Yield by Stated Causes:  
 By States and for the Cotton Belt and the :  
 Western irrigated area :  
 Percentage reduction, caused by :  
 (1) deficient moisture, (2) excessive :  
 moisture, (3) other climatic factors, :  
 (4) plant diseases, (5) boll weevil, and :  
 (6) other insects, annually :  
Commercial Fertilizer: By States and for :  
 the Cotton Belt :  
 Fertilizer used on cotton: (1) Percentage :  
 of cotton acreage receiving fertilizer, :  
 (2) amount of fertilizer applied per acre :  
 when used, and (3) average price of :  
 fertilizer per ton, annually :  
 Fertilizer tag sales, annually :  
Prices Paid for harvesting 100 pounds of :  
 seed cotton: By States and for the : Harvesting rates during harvesting  
 U. S., November : season, monthly

-----  
 Statistical information relating to : Other important subjects for  
 agriculture, now compiled and published : which current statistical series  
 by BAE or other agencies : not now available  
 -----

COTTON AND COTTONSEED (continued)

Phenological Data: By States and for the U.S.

: Information on date up to stand,  
 : date of first open boll, and rate  
 : of seeding, etc., annually

Stocks: By States and for the U. S.

:  
 : Stocks of cotton lint and cottonseed  
 : on farms, in hands of dealers and  
 : buyers and at gins, quarterly

Cost of Production, annually

:

By Other Agencies

Acreage harvested, production and number of  
 farms harvesting cotton, by States and  
 counties and for the U. S., quinquennially,  
 Bureau of the Census

Acreage harvested, production and number of  
 farms, irrigated and non-irrigated land,  
 by States, counties and for the U. S.,  
 decennially, Bureau of the Census

Acreage, yield per acre and production in  
 foreign countries, OFAR

Cotton production, average gross weight per  
 running bale ginned and number of ginneries,  
 by countries, States and for the U. S.,  
 annually, Bureau of the Census

Ginnings to specified dates by States and  
 the U. S., semi-monthly and by counties,  
 monthly during harvesting season and annually,  
 Bureau of the Census

Grade and staple length of cotton ginned by  
 grade and staple districts, States and for  
 the U. S., semi-monthly during harvesting  
 season and annually, PMA

Grade and staple length of cotton supply,  
 disappearance and carryover, annually, PMA

Preparation, tenderability and grade index  
 of cotton ginned, by States and for the  
 U. S., semi-monthly during harvesting  
 season and annually, PMA

Statistical information relating to  
agriculture, now compiled and published  
by BAE or other agencies

: Other important subjects for  
: which current statistical series  
: not now available

COTTON AND COTTONSEED (continued)

Consumption and stocks of cotton and linters  
in consuming establishments and in public  
storage and at compresses, by States and  
for the U. S., monthly, Bureau of the  
Census

Supply and distribution of cotton and linters  
in the U. S., annually, Bureau of the Census

Premiums and discounts for grade and staple  
length at 10 designated markets, weekly, PMA  
Daily price per pound for middling 15/16" spot  
cotton and weekly sales at 10 designated spot  
markets, daily and weekly, PMA

Prices of linters by grades, f.o.b. cottonseed  
oil mills, uncompressed, weekly, P.M.A.

Cotton prices for specified qualittites at  
certain markets, monthly, PMA

Commitments and repayments of cotton placed  
under Commodity Credit Corporation loan,  
by States and for the U. S., weekly, PMA

Daily closing futures prices on the New  
York and New Orleans Cotton Exchanges, daily  
and weekly, PMA

Volume of futures trading, open contracts and  
prices, Chicago Board of Trade, New York Cotton  
Exchange and New Orleans Cotton Exchange, daily,  
monthly and annually, for cotton; New York  
Produce Exchange, daily, for cottonseed oil;  
and Memphis Merchants Exchange Clearing  
Association, daily, for cottonseed meal, CEA

Prices of cotton, unfinished cotton cloth  
and mill margins for 17 constructions,  
monthly, PMA

Imports and exports of cotton, monthly,  
Bureau of the Census

Cottonseed received, crushed, and on hand  
at oil mills, by States and for the U. S.,  
monthly, Bureau of the Census

Quality of cottonseed by crop reporting  
districts, States and U.S. and by specified  
periods during season, annually, PMA

Production and stocks of cottonseed products,  
by States and for the U. S., monthly,  
Bureau of the Census

Price per ton paid by gins for cottonseed  
and U. S. standard grades, by specified  
counties and States, weekly, PMA

Imports and exports of cottonseed products,  
annually, Bureau of the Census

Statistical information relating to  
agriculture, now compiled and published  
by BAE or other agencies

Other important subjects for  
which current statistical series  
not now available

FLAXSEED

By Bureau of Agricultural Economics

Acreage: By States and for the U.S.  
Fall seedings, California, Arizona and  
Texas, January  
Prospective plantings, except 3 above  
States, March  
Acreage planted and acreage for harvest,  
July

Acreage planted and harvested, December  
Yield and Production: By States and for  
the U.S.

Monthly forecasts during the growing  
season, based on reported condition and  
yield, weather data and other factors,  
April-June, fall-sown States; July to  
October, all States  
Annual estimates, December

Prices: By States and for the U.S.  
Average prices received by farmers,  
monthly

Season average prices received by farmers  
for the crop-marketing year, annually

Farm Disposition: By States and for the U.S.  
Estimated quantities used for (1) seed,  
and (2) sold; on farms where produced,  
annually

Value of sales and value of production,  
annually

Estimated total quantity of seed used,  
annually

Marketings: By States and for the U.S.  
Estimated monthly sales by farmers as  
percentage of total yearly farm sales,  
annually

Cash receipts from farm marketings, by  
regions and U.S., monthly and annually

Stocks: By States and for the U.S.

\*Stocks on farms, quarterly

\*Stocks in interior mills, elevators  
and warehouses, quarterly

\*R.M. A. Project

BAE- May 1948

-25-

-----  
Statistical information relating to  
agriculture, now compiled and published  
by BAE or other agencies  
-----

-----  
Other important subjects for  
which current statistical series  
not now available  
-----

FLAXSEED(continued)

County Estimates: Acreage planted, acreage  
harvested, acreage abandoned, yield  
per acre and production, (for important  
producing States), annually  
Phenological Data: By States and for the U.S.

County estimates of acreage, yield  
per acre and production, all  
States, annually

Period of seeding, harvesting  
and rate of seeding, quinquennially  
Crop losses from specified causes,  
annually  
Dockage percentage, annually

By Other Agencies

Acreage harvested, yield per acre and pro-  
duction and number of farms harvesting,  
by States and counties, quinquennially,  
Bureau of the Census

Acreage, yield per acre and number of farms,  
irrigated and non-irrigated land, decennially,  
Bureau of the Census

Acreage, yield per acre and production in  
foreign countries, OFAR

Stocks at important terminal markets and in  
transit, weekly, PMA

Stocks in hands of crushers, quarterly,  
Bureau of the Census

Flaxseed crushed and oil produced, quarterly,  
Bureau of the Census

Linseed cake and oil meal, production  
monthly, PMA

Receipts graded by licensed inspectors, by  
classes and grades, annually, PMA

Imports, exports and shipments, monthly,  
Department of Commerce

Market prices at representative markets,  
weekly, PMA



-----  
 Statistical information relating to : Other important subjects for  
 agriculture, now compiled and published : which current statistical series  
 by BAE or other agencies : not now available  
 -----

SOYBEANS

By Bureau of Agricultural Economics

Acreage: By States and for the U. S. :  
 Prospective plantings, alone for all :  
 purposes, March :  
 Acreage for beans, U. S., March :  
 Acreage alone for all purposes, July :  
 Acreage for harvest as beans, July : Acreage by varieties,  
 Acreage planted for all purposes, alone, : annually  
 interplanted and equivalent solid, December :  
 Acreage for beans, hay, and other purposes, :  
 December :  
Yield and Production: By States and for :  
 the U. S. :  
 Monthly forecasts of beans during the : Number of farms producing soybeans,  
 growing season, based on reported con- : annually  
 dition and yield, weather data and other :  
 factors, August to November :  
 Annual estimates, December :  
Prices: By States and for the U. S. :  
 Average prices received by farmers, :  
 monthly :  
 Season average prices received by farmers :  
 for the crop-marketing year, annually :  
Farm Disposition: By States and for the U.S. :  
 Quantities used for (1) seed, (2) feed, :  
 and (3) sold; on farms where produced, :  
 annually :  
 Value of sales and value of production, :  
 annually :  
 Estimated total quantity of seed used, :  
 annually :  
Marketings: By States and for the U. S. :  
 Estimated monthly sales by farmers as :  
 percentage of total yearly farm sales, :  
 annually :  
 Cash receipts from farm marketings, by :  
 regions and U. S., monthly and annually :  
Stocks: By States and for the U. S. :  
 Stocks on farms, quarterly, January, April, :  
 July, October :  
 District estimates of stocks on farms, :  
 periodically as requested :  
 Stocks in interior mills, elevators and :  
 warehouses, quarterly :

-----  
Statistical information relating to ; Other important subjects for  
agriculture, now compiled and published ; which current statistical series  
by BAE or other agencies ; not now available  
-----

SOYBEANS (continued)

County Estimates: Acreage harvested for :  
beans, yield per acre and production by : County estimates of acreage, yield  
counties, (18 important producing States), : per acre and production, all  
annually : producing States, annually  
Phenological Data: By States and for the U.S.:  
: Period of seeding, harvesting and  
: rate of seeding, quinquennially  
: Crop losses from specific causes,  
: annually

By Other Agencies

Acreage grown alone for all purposes, acreage  
grown with other crops for all purposes  
and farms growing each, by States and  
counties, quinquennially, Bureau of the  
Census

Acreage and production of soybeans for beans  
and farms producing, by States and counties,  
quinquennially, Bureau of the Census

Stocks at important terminal markets,  
weekly, PMA

Stocks at processing plants, quarterly,  
Bureau of the Census

Stocks stored in Commodity Credit Corporation  
owned bins, monthly

Soybeans processed at mills and oil produced,  
quarterly, Bureau of the Census

Soybean cake and meal production, monthly, PMA

Receipts, graded by licensed inspectors, by  
classes and grades, monthly and annually, PMA

Imports and exports, monthly, Department of  
Commerce

Volume of futures trading, open contracts,  
and prices on Chicago Board of Trade, daily,  
monthly and annually for soybeans; on New York  
Produce Exchange; daily for soybean oil; and on  
Memphis Merchants Exchange clearing assn; daily  
for Soybean meal, C.E.A.

LAE- May 1948

Statistical information relating to	:	Other important subjects for
agriculture, now compiled and published	:	which current statistical series
by BAE or other agencies	:	not now available

COWPEAS

By Bureau of Agricultural Economics

Acreage: By States and for the U. S. :

Prospective plantings, alone for all :  
 purposes, March :

Acreage alone for all purposes, July :  
 Acreage for all purposes grown alone, :  
 interplanted, and equivalent solid, :  
 December :

Acreage harvested for peas, grazed or :  
 plowed under, and acreage harvested for :  
 hay, December :

Yield and Production: By States and for :  
 the U. S. :

Forecasts based on reported condition and :  
 yield, weather data and other factors, :  
 October and November :

Annual estimates, December :

Prices: By States and for the U. S. :

Average prices received by farmers, :  
 monthly :

Season average prices received by farmers :  
 for the crop-marketing year, annually :

Farm Disposition: By States and for the U.S.:

Estimated quantities used for (1) seed, :  
 (2) feed, (3) food, and (4) sold; on farms :  
 where produced, annually :

Value of sales and value of production, :  
 annually :

Estimated total quantity of seed used, :  
 annually :

Marketings: By States and for the U.S. :

Estimated monthly sales by farmers as :  
 percentage of total yearly farm sales, :  
 annually :

Cash receipts from farm marketings, :  
 U. S., annually :

Phenological Data: :

: Period of seeding, harvesting, and  
 : rate of seeding, quinquennially

By Other Agencies

Acreage grown alone for all purposes, acreage  
 grown with other crops for all purposes and  
 farms growing each, by States and counties,  
 quinquennially, Bureau of the Census

Acreage and production of cowpeas for peas and  
 farms producing, by States and counties,  
 quinquennially, Bureau of the Census

Statistical information relating to : Other important subjects for  
 agriculture, now compiled and published : which current statistical series  
 by BAE or other agencies : not now available

MUNGBEANS  
 (Oklahoma Only)

By Bureau of Agricultural Economics

Acreage:

Acreage planted, and acreage for :  
 harvest, July :

Yield and Production:

Annual estimates, December :

Prices:

Season average prices received by farmers :  
 for crop-marketing season, annually :

Farm Disposition:

: Estimated quantities used for seed,  
 : feed, and sold off farms where pro-  
 : duced, annually  
 : Value of sales and value of production,  
 : annually

Marketings:

Cash receipts from farm marketings, :  
 annually : Estimated monthly sales by farmers  
 : as a percentage of total crop-year  
 : farm sales, annually

Stocks:

: Stocks on and off farms, quarterly  
 : Semi-annually

Phenological Data:

VELVET BEANS

Acreage:

Acreage planted for all purposes, December :

Yield and Production:

Annual estimates, December :

Prices:

Season average prices received by farmers :  
 for crop-marketing season, annually :

Farm Disposition:

: Estimated quantities used for seed, :  
 : feed, and sold; on farms where pro-  
 : duced, annually  
 : Value of sales and value of  
 : production, annually

Phenological Data: By States and for the :  
 U.S. :

: Period of seeding, rate of seeding,  
 : quinquennially

-----  
Statistical information relating to : Other important subjects for  
agriculture, now compiled and published : which current statistical series  
by BAE or other agencies : not now available  
-----

PEANUTS

By Bureau of Agricultural Economics

Acreage: By States and for the U. S. :  
Prospective acreage, alone for all :  
purposes, March :  
Acreage planted alone for all purposes, :  
July :  
Acreage interplanted, July :  
Equivalent solid acreage, July :  
Acreage picked and threshed, August :  
Acreage for other purposes, August :  
Annual estimates of acreage alone, inter- :  
planted, equivalent solid, picked and :  
threshed, and for other purposes, December :  
Yield and Production: By States and for :  
the U. S. :  
Monthly forecasts of peanuts for picking :  
and threshing during the growing season, :  
based on reported condition and yield, :  
weather data and other factors, August :  
to November. Annual estimates, December :  
Prices: By States and for the U. S. :  
Average prices received by farmers, :  
monthly :  
Season average price received by farmers :  
for crop-marketing season, annually :  
Farm Disposition: By States and for the U.S. :  
Estimated quantities used for (1) seed, :  
(2) fed and lost, (3) household use, and :  
(4) sold; on farms where produced, annually :  
Value of sales and value of production, :  
annually :  
Marketings: By States and for the U. S. :  
Cash receipts from farm marketings, by :  
regions and U.S., monthly and annually :



6. Statistical information relating to agriculture, now compiled and published by BAE or other agencies ; Other important subjects for which current statistical series not now available

SUGARCANE

By Bureau of Agricultural Economics

- Acreage: By States and for the U.S. :
- Prospective acreage, March :
- Standing acreage, July :
- Acreage harvested for sugar, sirup, and seed, December :
- Yield and Production: By States and for the U. S. :
- Monthly forecasts during the growing season, based on reported condition and yield, weather data and other factors; Acreage, yield, and production for insular possessions, annually :
- Sugar and seed, July - November :
- Sirup, November :
- Annual estimates, December :
- Prices: By States and for the U. S. :
- Season average price received by farmers for crop-marketing year, annually :
- Farm Disposition: By States and for the U.S. :
- Sugarcane sirup used in farm household and sold; on farms where produced, annually :
- Value of sales and value of production, annually :
- Marketings: :
- Cash receipts from farm marketings, sugarcane for sugar and sugarcane for sirup U. S., annually :
- Sugar and Molasses Production: By States (Louisiana and Florida) and for the U.S. :
- Annual estimates, December :

By Other Agencies

Acreage harvested, production, and number of farms harvesting, by States and counties, quinquennially; Bureau of the Census

Statistical information relating to : Other important subjects for  
 agriculture, now compiled and published : which current statistical series  
 by BAE or other agencies : not now available

SUGAR BEETS

By Bureau of Agricultural Economics

Acreage: By States and for the U.S. :  
 Prospective plantings, March :  
 Acreage planted and for harvest, July :  
 Annual estimates, December :  
Yield and Production: By States and for :  
 the U. S. :  
 Monthly forecasts during the growing : Production of sugar beet tops for  
 season, based on reported condition and : feed, by States and for the U.S.  
 yield, weather data and other factors, : annually  
 July - November : Production of commercial sugar beet  
 : molasses, both edible and industrial  
Prices: By States and for the U. S. :  
 Season average price received by growers, :  
 annually :  
 Value of production, annually :  
Marketings: :  
 Cash receipts from farm marketings, :  
 U. S., annually :  
Sugar and Pulp Production: By States in :  
 which processed, and U. S. :  
 Annual estimates, December :  
 :

By Other Agencies

Acreage, yield per acre, and production of  
 sugar beet seed, by States and the U.S.,  
 annually, Bureau of Plant Industry  
Acreage harvested, production, and number of  
 farms harvesting, by States and counties,  
 quinquennially, Bureau of the Census  
Acreage harvested, production, and number of  
 farms harvesting, by States and counties,  
 irrigated and non-irrigated land,  
 quinquennially, Bureau of the Census  
Production in foreign countries, OFAR



-----  
 Statistical information relating to : Other important subjects for  
 agriculture, now compiled and published : which current statistical series  
 by BAE or other agencies : not now available  
 -----

SUGAR

By Bureau of Agricultural Economics

Sugar Production (see Sugar Cane  
 and Sugar Beets)

By Other Agencies

Raw Sugar: Refiners' stocks, receipts, :  
 and meltings, monthly, and annually, PMA:  
 Mainland cane (raw sugar) mills stocks, :  
 production, and deliveries, monthly and :  
 annually, PMA :

Refined Sugar: Stocks, production, and :  
 deliveries of cane and beet sugar for :  
 U. S. consumption and export by refiners :  
 and processors, monthly and annually, PMA:  
 Importers' stocks, receipts, and deliv- :  
 eries of direct-consumption sugar from :  
 off-shore areas, monthly and annually, :  
 PMA :

Distribution for U. S. consumption by :  
 refiners, beet processors, importers, .  
 and mainland cane mills, weekly; by :  
 States, monthly and annually, PMA :

Charges against 1948 Sugar Act quotas :  
 and balances remaining, monthly and :  
 annually, PMA :

Stocks, receipts, and deliveries or :  
 usage reported by a sample of manufactur- :  
 ers, wholesalers, and retailers, :  
 quarterly, PMA :  
 :

Statistical information relating to	:	Other important subjects for
agriculture, now compiled and published	:	which current statistical series
by BAE or other agencies	:	not now available

SORGO SIRUP

By Bureau of Agricultural Economics

Acreage: By States and for the U.S. :

Prospective plantings of all sorghums :

(including sirup), March :

Acreage for harvest as sirup, July :

Acreage harvested for sirup, December :

Yield and Production: By States and for :

the U. S. :

Forecast, yield and production, November :

Annual estimates, December :

Prices: By States and for the U. S. :

Season average price received by farmers :

for crop-marketing season, annually :

Farm Disposition: By States and for the U.S.:

Amount used in farm household and sold; on:

farms where produced, annually :

Value of sales and value of production, :

annually :

Marketings: :

Cash receipts from farm marketings, :

U. S., annually :

MAPLE PRODUCTS

Trees Tapped: By States and for the U. S. :

Annual estimates, May :

Sugar and Sirup Production: By States and :

for the U. S. :

Preliminary, May; final, December :

Prices: By States and for the U. S. :

Season average price received by farmers :

for sugar and sirup, annually :

Farm Disposition: By States and for the U.S.:

Sugar and sirup, each used in farm house- :

hold and sold; on farms where produced, :

annually :

Value of sales and value of production, :

annually :

Marketings: :

Cash receipts from farm marketings, :

U. S., annually :

-----  
 Statistical information relating to : Other important subjects for  
 agriculture, now compiled and published : which current statistical series  
 by BAE or other agencies : not now available  
 -----

TOBACCO  
 (26 types)

By Bureau of Agricultural Economics

Acreage: By types, States and the U. S. :  
 Prospective plantings, March :  
 Acres planted and for harvest, July :  
 Annual estimates, December :  
Yield and Production: By types, States :  
 and the U. S. :  
 Monthly forecasts during the growing : Acreage, yield, and production for  
 season, based on reported condition and : insular possessions  
 yield, weather data and other factors, :  
 July to November :  
Prices: By types, States and for the U. S. :  
 during marketing season, monthly :  
 Season average price received by farmers :  
 for crop-marketing year, annually :  
Marketings: By States and for the U. S. :  
 Value of production (sales), annually :  
 Cash receipts from marketings, by regions :  
 and the U. S., monthly and annually :  
County Estimates: :  
 : County estimates of acreage harvested,  
 : yield per acre and production, by  
 : types, by counties, all States,  
 : annually  
Phenological Data: By States and for the U.S.:  
 : Time of plant bed preparation, rate  
 : of setting plants, time of harvest  
 : and curing, etc., quinquennially,  
 : by States and U. S.

By Other Agencies

Acreage harvested, production and number of  
 farms producing, by States and counties,  
 quinquennially, Bureau of the Census  
Acreage, yield per acre and production in  
 foreign countries, OFAR  
Sales by types (for major types), States and  
 U. S., during marketing season, monthly and  
 annually, FIA

-----  
 Statistical information relating to : Other important subjects for  
 agriculture, now compiled and published : which current statistical series  
 by BAE or other agencies : not now available  
 -----

TOBACCO (continued)

Prices by types (for major types), and grades,  
 daily and weekly during the marketing season,  
 and average price by types and States for the  
 U. S., monthly, and for the marketing  
 season, annually, PMA

Stocks owned by manufacturers and dealers,  
 by types, for the U. S., quarterly, PMA

Leaf used in the manufacture of cigars,  
 cigarettes, and tobacco and snuff; Internal  
 Revenue, annually

BROOMCORN (fiber)

By Bureau of Agricultural Economics

Acreage: By States (6) and for the U. S. :  
 Acreage planted and for harvest, August :  
 Acreage planted and harvested, December :  
Yield and Production: By States (6) and :  
 for the U. S. :  
 Monthly forecasts during the growing :  
 season, based on reported condition and :  
 yield per acre, weather data and other :  
 factors, August to November :  
 Annual estimates, December :  
Prices: By States and for the U. S. :  
 Season average prices received by farmers : Prices received by farmers, monthly  
 for crop-marketing year, annually :  
Marketings: By States and for the U. S. :  
 Value of production (sales), annually :  
 Cash receipts from farm marketings, :  
 U. S., annually :  
Stocks: By States and for the U. S. :  
 : Farm and dealer stocks for U. S.  
 : as of December 1 and April 1

Statistical information relating to agriculture, now compiled and published by BAE or other agencies	: Other important subjects for which current statistical series not now available
--	---

HEMP (fiber and seed)

By Bureau of Agricultural Economics

Acreage:

Acreage planted and for harvest, July  
 For fiber- Wisconsin  
 For seed- Kentucky  
 Annual estimates of acreage planted and  
 harvested, December

For fiber- Wisconsin  
 For seed- Kentucky

Yield and Production:

Annual estimates, December  
 For fiber- Wisconsin  
 For seed- Kentucky

Prices:

Season average prices received by farmers  
 annually, December  
 For fiber- Wisconsin  
 For seed- Kentucky

Marketings:

Value of production (sales), annually  
 Cash receipts from farm marketings,  
 U.S., annually

BAE- May 1948

-----  
 Statistical information relating to : Other important subjects for  
 agriculture, now compiled and published : which current statistical series  
 by BAE or other agencies : not now available  
 -----

FLAX FOR FIBER  
 (Oregon only)

By Bureau of Agricultural Economics

Acreage:

Acreage planted and for harvest, July :  
 Acreage planted and harvested, December :

Yield and Production:

Annual estimates, based primarily on data :  
 provided by processors, annually, December :  
 Production of seed from fiber straw and :  
 from fiber acreage harvested only for seed :  
 production :

Prices:

Season average prices received by farmers :  
 for the crop-marketing year, annually :

Marketings:

Value of production (sales), annually :

POPCORN

Acreage: By States and for the U. S. :

Acreage planted and for harvest, July :  
 Acreage planted and harvested, December :

Yield and Production: By States and for :  
 the U. S. :

Annual estimates, December : Forecasts of production during the  
 : growing season, July to November

Prices: By States and for the U. S. :

Season average prices received by farmers : Prices received by farmers, monthly  
 for the crop-marketing year, annually :

Marketings:

Value of production (sales), annually :  
 Cash receipts from farm marketings, :  
 U. S., annually :

Stocks: By States and for the U. S. :

: Stocks on and off farms, annually,  
 October (carry-over)

Statistical information relating to :  
agriculture, now compiled and published :  
by BAE or other agencies :

Other important subjects for :  
which current statistical series :  
not now available :

HAY

By Bureau of Agricultural Economics

Acreage: By States and for the U.S. : Acreage, by States, irrigated and  
Prospective acreage for harvest, March. : non-irrigated  
Acreage for harvest, important kinds, :  
and all hay, July. :  
Acreage harvested, important kinds, and :  
all hay, December. :  
Yield and Production: By States and for :  
the U. S. :  
Monthly forecasts during the growing :  
season, based on reported yield and :  
condition, weather data and other factors, : Yield and production, by States  
important kinds and all hay, July to : irrigated and non-irrigated  
October. :  
Annual estimates important kinds, and :  
all hay, December. :  
Farm Disposition: By States and for the U. S. :  
Estimated quantities (1) sold, and : Proportion of hay which is sold  
(2) kept; on farms where produced, annually. : baled.  
Value of sales and value of production, :  
annually. :  
Marketings: By States and for the U. S. :  
Estimated monthly sales by farmers as :  
percentage of total yearly farm sales, :  
for the crop-marketing year, annually. :  
Cash receipts from farm marketings, by :  
regions and the U. S., monthly and annually. :  
Prices: By States and for the U. S. :  
Average prices received by farmers, :  
important kinds, and all hay, monthly. :  
Season average prices received by farmers :  
for the crop-marketing year, important :  
kinds and all hay, annually. :  
Stocks: By States and for the U. S. :  
On farms, May and January. : Stocks on farms, November  
County Estimates: County estimates of :  
acreage harvested, yield per acre and : County estimates of acreage harvest-  
production (certain States, certain kinds), : ed, yield per acre and production,  
annually. : important kinds and all hay, all  
other States, annually  
Phenological Data: By States and for the U.S. :  
Harvest periods for important kinds,  
by States, quinquennially  
By Other Agencies  
Acreage harvested, production and number of :  
farms harvesting, by States and counties, :  
important kinds, quinquennially, Bureau :  
of the Census. :  
Market price and movement at representative :  
markets, weekly, PMA :  
Production of alfalfa meal, monthly, PMA :  
Prices of alfalfa meal, representative markets :  
weekly, PMA

Statistical information relating to : Other important subjects for  
 agriculture, now compiled and published : which current statistical series  
 by BAE or other agencies : not now available

NAVAL STORES

By Bureau of Agricultural Economics

Production:

\*For the U. S., monthly

Gum turpentine and rosin at central stills :  
 Wood turpentine (steam and destructively :  
 distilled and sulphate) :  
 Steam distilled rosin :  
 Pine oil, pine tar, dipentene, and other :  
 monocyclic hydrocarbons :

For the United States, quarterly

Gum turpentine and rosin at fire stills, :  
 and at central stills :  
 Reclaimed gum rosin :  
 Wood turpentine (steam and destructively :  
 distilled and sulphate) :  
 Steam distilled rosin :  
 Pine oil, pine tar, dipentene, and other :  
 monocyclic hydrocarbons :  
 Rosin oil :

By States, quarterly

Gum turpentine at fire stills and central :  
 stills :

Stocks

\*For the United States, monthly

Gum turpentine and rosin at central stills :  
 and southern concentration points, and at :  
 ports and yards :  
 Wood turpentine (steam and destructively :  
 distilled) at production plants and on :  
 consignment at other locations :  
 Sulphate turpentine at production plants :  
 and at refineries :  
 Steam distilled rosin at production plants :  
 and on consignment at other locations :  
 Pine oil, pine tar, dipentene and other :  
 monocyclic hydrocarbons at production :  
 plants and on consignment at other :  
 locations :

For the United States, quarterly

Gum turpentine and rosin at fire stills :  
 Gum turpentine and rosin at central stills, :  
 and at southern concentration points :  
 Wood turpentine (steam and destructively :  
 distilled and sulphate) at production :  
 plants :  
 Steam distilled rosin at production plants :  
 Pine oil, pine tar, dipentene and other :  
 monocyclic hydrocarbons at production :  
 plants and on consignment at other :  
 locations :



-----  
 Statistical information relating to : Other important subjects for  
 agriculture, now compiled and published : which current statistical series  
 by BAE or other agencies : not now available  
 -----

NAVAL STORES (cont'd)

By Bureau of Agricultural Economics :  
For the United States, quarterly (continued):  
 \* Gum and wood turpentine and rosin at :  
 industrial plants :  
 Rosin oil at production plants :  
 \* By Regions, quarterly :  
 Gum and wood turpentine and rosin at :  
 distribution points (eastern, central, and :  
 western) :  
 \* Consumption: :  
For the United States, quarterly :  
 Reported turpentine and rosin used, :  
 by industries :  
 Reported gum and wood turpentine :  
 and rosin used, all industries :  
 Disappearance of gum and wood tur- :  
 pentine and rosin :  
Prices: Savannah : Total gum purchased and total amount  
 Average prices for bulk gum spirits : paid for gum purchased, by months.  
 of turpentine and gum rosin, monthly:  
 Parity prices of gum turpentine and :  
 rosin, July and January :  
 Season average prices for bulk :  
 spirits of turpentine, and gum rosin:  
 annually :  
Turpentine cups: Numbers sold, annually :  
By Other Agencies :  
 Gum turpentine and rosin and wood turpen- :  
 tine imports, by months, Bureau of the :  
 Census :  
 Gum turpentine and rosin and wood turpen- :  
 tine and rosin exports, by months, Bureau :  
 of the Census :  
 Crude and refined tall oil production, :  
 stocks and consumption, by months, Bureau :  
 of the Census :  
 :

\* R.M.A. project (would be collected quarter-  
 ly or annually otherwise)

Statistical information relating to : Other important subjects for  
agriculture, now compiled and published : which current statistical series  
by BAE or other agencies : not now available

ALFALFA, RED-CLOVER, ALSIKE-CLOVER, SWEETCLOVER, LESPEDeza, AND TIMOTHY SEED

By Bureau of Agricultural Economics :

Acreage (harvested), Yield, and Production:

For U.S., seasonally for each seed; by :

States and for the U.S. in December :

Carry-over on Farms: For U.S., seasonally :

for each seed :

Farm Disposition: By States and for the :

U.S., Estimated quantities sold before :

February 15 to (1) dealers, (2) farmers,

and (3) others; quantities expected to :

be sold after February 15 to (4) dealers,

(5) farmers, and (6) others; and :

(7) estimated quantity held for sowing :

on farms of growers, March :

Estimated quantities (1) used on farms :

where grown, and (2) sold, May :

Harvesting Dates: By States seasonally. :

dates harvesting began or was expected :

to begin :

Loss in Cleaning: For U.S., seasonally for :

each seed :

Movement from Farms: By important producing :

sections and States, also U.S. :

August (alsike clover and timothy); :

September (alsike clover, timothy, and :

sweetclover); October (all 6 seeds); :

November (6 seeds); and December (all 6 :

seeds except alsike clover and timothy) :

Estimated percentage of commercial crop :

sold by growers up to 15th of afore-

mentioned months :

Cash receipts from farm marketings, :

U.S., annually :

Prices Received by Growers: By important :

producing sections and States, also U.S., :

seasonally :

By States and for U.S., monthly :

Season average price received by growers :

for crop-marketing year, by States and :

for U.S., annually :

Prices Paid by Farmers: By States and for :

the U.S., February, March, April, and :

May; also Sept. for alfalfa, red-clover, :

and timothy :

Monthly marketings as percentage of  
total yearly sales, by States,  
annually

----- Statistical information relating to : Other important subjects for  
 agriculture, now compiled and published : which current statistical series  
 by BAE or other agencies : not now available  
 -----

ALFALFA, RED-CLOVER, ALSIKE-CLOVER, SWEETCLOVER, LESPEDEZA, AND TIMOTHY SEED-cont.

Quality: For U.S., seasonally for each seed :  
Stocks Held by Dealers: For U.S., annually :  
 ----- :  
Wholesale Prices: At leading market for :  
 each of these seeds and 34 others :

By Other Agencies

Imports by :  
Imports by months and countries of origin, PMA :  
Exports by months (except sweetclover and :  
 lespedeza), Bureau of the Census :

CRIMSON-CLOVER, WHITE-CLOVER, REDTOP, ORCHARD-GRASS, AND SUDAN-GRASS SEED

By Bureau of Agricultural Economics

Acreage (harvested), Yield, and Production: :  
 By States and U.S., seasonally for each :  
 seed: by States and U.S. in December :  
Carry-over on Farms: U.S., seasonally for :  
 each seed :  
Harvesting Dates: By States, seasonally. :  
 dates harvesting began or was expected :  
 to begin :  
Loss in Cleaning: U.S., seasonally for red- :  
 top, and orchard grass. :  
Prices Received by Growers: By important :  
 producing sections and States, also U.S., :  
 seasonally :  
Movement from Farms: By important pro- :  
 ducing sections and States, also U.S., :  
 seasonally :  
 Cash receipts from farm marketings, U.S., :  
 annually :  
Prices Paid by Farmers: By States and U.S.: :  
 February, March, April, and May except :  
 crimson clover; Oct. for crimson clover, :  
 redtop, and orchard grass :  
Quality: For U.S., seasonally for each :  
 seed :  
Stocks Held by Dealers: For U.S., annually

By Other Agencies

Imports by months and countries of origin, :  
 PMA :  
Exports by months for redtop and orchard :  
 grass, Bureau of the Census

Statistical information relating to	:	Other important subjects for
agriculture, now compiled and published	:	which current statistical series
by BAE or other agencies	:	not not available

KENTUCKY-BLUEGRASS AND MEADOW-FESCUE SEED

By Bureau of Agricultural Economics

Production: By districts and U.S. for :  
 Kentucky bluegrass; U.S. only for :  
 meadow fescue :

Harvesting Dates: By States, seasonally, :  
 dates harvesting began or was expected :  
 to begin :

Loss in Cleaning: By districts and U.S. :  
 for Kentucky bluegrass; U.S. only for :  
 meadow fescue, seasonally :

Movement from Farms: By important producing :  
 sections or States, also U.S., seasonally :  
 Cash receipts from farm marketings, :  
 U.S., annually :

Prices Received by Growers: By important :  
 producing sections or States, also U.S., :  
 seasonally :

Prices Paid by Farmers: By States and U.S.; :  
 for Kentucky bluegrass, seasonally, :  
 February-May; also Oct. for Ky. bluegrass :

Quality: For U.S., seasonally :

Stocks Held by Dealers: For U.S., annually :

By Other Agencies

Imports by months and countries of origin,  
 PMA  
Exports by months (Kentucky bluegrass only),  
 Bureau of the Census

BAE- May 1948

-----  
 Statistical information relating to : Other important subjects for  
 agriculture, now compiled and published : which current statistical series  
 by BAE or other agencies : not now available  
 -----

AUSTRIAN WINTER PEAS; COMMON-WILLAMETTE, HAIRY, HUNGARIAN, AND PURPLE VETCH:  
 AND COMMON AND PERENNIAL RYEGRASS SEED

By Bureau of Agricultural Economics

Acreage (harvested), Yield, and Production: :  
 By States and U. S., seasonally :  
 By States and U. S. in December :  
Condition: By States and U.S., as of May 1 :  
Movement from Farms: Cash receipts from :  
 farm marketings, U. S., annually :  
Prices Paid by Farmers: By States and U. S. :  
 (for common ryegrass only), February-May; :  
 Sept. for common ryegrass; Oct. for :  
 Austrian winter peas, common-Willamette; :  
 hairy and purple vetch :  
Stocks Held by Dealers and Government: :  
 U. S. for Austrian winter peas, hairy :  
 vetch, and other vetch, annually :

By Other Agencies

Imports by months and countries of origin, PMA

CARPET-GRASS, DALLIS-GRASS, MILLET, AND SORGO ("CANE") SEED

By Bureau of Agricultural Economics

Prices Paid by Farmers: By States and U.S. :  
 for German millet and Amber sorgo, :  
 February-May; Atlas sorgo, May :  
Stocks Held by Dealers: U. S. annually :

By Other Agencies

Imports by months and countries of origin, PMA

-----  
 Statistical information relating to : Other important subjects for  
 agriculture, now compiled and published : which current statistical series  
 by BAE or other agencies : not now available  
 -----

BROMEGRASS AND CRESTED-WHEAT GRASS SEED

By Bureau of Agricultural Economics

Acreage (harvested), Yield, and Production: :  
 U. S. only, annually :  
 By States and U. S., December :  
Movement from Farms: U. S. only. Estimated: :  
 percentage of commercial crop sold by :  
 growers by mid-October :  
 Cash receipts from farm marketings, :  
 U. S., annually :  
Prices Received by Growers: U. S. only, :  
 October :  
Prices Paid by Farmers: By States and U. S.: :  
 February to May; Sept. for crested wheat- :  
 grass :  
Quality: U. S., October :  
Stocks Held by Dealers: U. S., annually .. :

By Other Agencies

Imports by months and countries of origin,  
 PMA

-----  
 Statistical information relating to : Other important subjects for  
 agriculture, now compiled and published : which current statistical series  
 by BAE or other agencies : not now available  
 -----

LADINO CLOVER, BLUE LUPINE, AND MUSTARD

By Bureau of Agricultural Economics

Acres (harvested), Yield, and Production:  
 By States and U. S., seasonally :  
 Production of Ladino clover and blue :  
 lupine, December :  
Harvesting Dates: U. S. for blue lupine :  
 only, seasonally :  
Movement from Farms: :  
 Ladino clover and blue lupine, U. S., :  
 seasonally :  
 Cash receipts from farm marketings, :  
 annually :  
Prices Received by Growers: :  
 Mustard, U. S., seasonally : Prices received for Ladino  
 Blue lupine, U. S., annually : clover  
 Sunflower, States and U. S., annually :  
Prices Paid by Farmers: By States and U. S.:  
 February to May for Ladino clover; Oct. :  
 for blue lupine :  
Stocks Held by Dealers: U. S. for Ladino :  
 clover and blue lupine, annually :

By Other Agencies

Imports by months and countries of origin,  
 PMA

BERMUDA-GRASS SEED

By Bureau of Agricultural Economics

Production: For Arizona-Blythe, California, :  
 section :  
Prices Received by Growers: For Arizona- :  
 Blythe, California, section, seasonally :  
 for first and second crops :  
Stocks Held by Dealers: For U.S., annually :

By Other Agencies

Imports by months and countries of origin, PMA

-----  
 Statistical information relating to : Other important subjects for  
 agriculture, now compiled and published : which current statistical series  
 by BAE or other agencies : not now available  
 -----

SEED CORN, WHEAT, OATS, BARLEY, RYE, RAPESEED, CANADA FIELD PEAS, BENTGRASS  
 CHEWINGS FESCUE, SLENDER WHEATGRASS, AND WESTERN WHEATGRASS SEED

By Bureau of Agricultural Economics

Prices Paid by Farmers: By States and U.S.:

for corn (hybrid and open-pollinated), : Production and Stocks of Hybrid  
 and rapeseed, February-May; wheat, oats, : Seed Corn: By areas (zones) of  
 rye and barley, February-April. : adaptability

: Bentgrass, Chewings fescue, and  
 : Canada field peas.

Stocks Held by Dealers: U. S. for rapeseed,:

bentgrass, Chewings fescue, slender wheat:  
 grass, and western wheatgrass, annually :

HEGARI, KAFIR, AND MILO SEED

Prices Paid by Farmers: By States and for :  
 the U. S., May :

VEGETABLE SEEDS

\*Acreage, Production, and Stocks: U. S. for:  
 about 250 kinds, varieties, and types, :  
 March, July, and December :

Wholesale Prices: U. S. for 27 kinds :

By Other Agencies

Imports by months and countries of origin,  
 PMA

Exports (9 kinds) by months, Bureau of the  
 Census

\*RMA Project



-----  
 Statistical information relating to : Other important subjects for  
 agriculture, now compiled and published : which current statistical series  
 by BAE or other agencies : not now available  
 -----

FEED SUPPLIES

By Bureau of Agricultural Economics

<u>Stocks:</u> By States and for the U. S.	:	<u>Stocks:</u> By States and for the U.S.
Corn, oats, wheat, on farms and in all	:	Sorghum grain, quarterly, on
off-farm positions, quarterly	:	farms and in off-farm positions
Barley, rye, on farms, December 1, April 1,	:	Silage and fodder, on farms,
June 1, October 1. Off-farm positions,	:	January 1 and April 1
quarterly	:	:
Hay on farms, January 1 and May 1	:	Total hay supplies -- farms,
	:	ranches, January 1 and May 1
*Flaxseed on farms and in off-farm posi-	:	:
tions, quarterly	:	:
*Sorghum grain in all positions, Oct. 1	:	:
and Jan. 1	:	:
<u>Supplies Per Animal Unit:</u>	:	<u>Supplies Per Animal Unit:</u>
Corn and oats, on farms, plus terminal	:	Aggregate of feed grains on
stocks, U. S. only, irregular intervals	:	farms quarterly, by States and
	:	U. S.
	:	Hay, by States and U.S., Jan. 1
<u>Production</u> and stocks of specified by-	:	:
product feeds, U. S. only, monthly	:	:
<u>Production on Meat Scraps and Tankage:</u> U.S.,	:	:
quarterly by months	:	:
<u>Receipts at Primary Markets:</u> Corn, oats,	:	:
barley, monthly	:	:
<u>Disposition:</u> Quantity of hay kept and of	:	:
each grain fed to livestock, on farms	:	Total quantity fed on all farms,
where produced, annually	:	by States and U. S., annually, and
	:	to each species of livestock
<u>Roughage:</u> Production of corn silage,	:	:
sorghum silage and fodder, acreage of	:	Production of corn fodder, of
corn for forage, by States and U. S.,	:	corn on acreage hogged off,
annually, December	:	annually
	:	Production of silage October 1
<u>Pastures:</u> Condition, monthly, April-Novem-	:	<u>Roughage Feed:</u> Proportion from
ber	:	crop residues, pastures and
<u>Ranges:</u> Condition, monthly throughout year	:	ranges, silage, States and U.S.,
	:	annually
	:	Feeding rates, requirement and
	:	consumption -- each feed, by
	:	States and U. S., annually
	:	<u>Manufactured Feed:</u> Commercial
	:	mixed feeds, production and con-
	:	sumption of all major kinds,
	:	annually, U.S.
	:	<u>Cost</u> of specified rations,
	:	monthly

\*RMA Projects

-----  
Statistical information relating to : Other important subjects for  
agriculture, now compiled and published : which current statistical series  
by BAE or other agencies : not now available  
-----

FEED SUPPLIES (Cont.)

By Other Agencies

Production and stocks of brewers' dried  
grains, distillers' dried grains, and  
alfalfa meal, monthly, U. S., PMA  
Production, fish meal, U. S., monthly,  
Fish and Wildlife Service, Department  
of the Interior  
Production, wheat and rice millfeeds,  
monthly, U. S., Bureau of the Census  
Production, corn gluten feed and meal,  
and grindings by wet process, monthly,  
PMA  
Production, copra cake and meal, monthly,  
U. S., PMA  
Commercial Grain Stocks, 45 points in  
U. S., weekly, PMA  
Feed by-products of cottonseed, soy-  
beans, peanuts, and flaxseed are list-  
ed with the commodity from which  
produced  
Prices, all important grain byproduct  
feeds, oilseed meals, and animal protein  
feeds, by types, at 20 principal markets,  
weekly, PMA  
Imports and exports, principal feed items,  
monthly, Bureau of the Census

-----  
 Statistical information relating to : Other important subjects for  
 agriculture, now compiled and published : which current statistical series  
 by BAE or other agencies : not now available  
 -----

POTATOES 1/

By Bureau of Agricultural Economics

Acreage: By States and for the U. S. :  
 Intended acreage, March : Irrigated acreage planted and  
 Acreage planted and for harvest, July : harvested for 11 Western States,  
 Acreage planted and harvested, December : July and December  
 : Acreage of certified seed  
 : potatoes harvested

Yield and Production: By States and for :  
 the U. S. :  
 Monthly forecasts during the growing : Yield on irrigated and non-irri-  
 season, based on reported condition and : gated acreage, July to December  
 yield, weather data and other factors, :  
 July to November :  
 Annual estimates, December : :

Prices: By States and for the U. S. :  
 Average prices received by farmers, : Price by type of sale, viz, table  
 monthly : stock, seed, starch, etc.  
 Season average prices received by farm- : Prices received for certified  
 ers for the crop-marketing year, : seed potatoes, U. S. and States,  
 annually : by important varieties, annually  
 : Prices paid for seed potatoes,  
 : February-May

Farm Disposition: By States and for the :  
 U. S. Estimated quantities (1) used for :  
 seed on farms where grown, (2) fed to :  
 livestock and lost after harvest, (3) :  
 used by farm households on farms where :  
 grown, (4) sold, annually :  
 Estimated total quantity of seed used, :  
 annually :  
 Value of sales and value of production, :  
 annually : :

Stocks: By States and for the U. S. :  
 2/ Merchantable stocks in hands of growers : Monthly stocks for remainder of  
 and local dealers, January, February, : storage period, viz, December,  
 and March : April, and May

County Estimates: Acreage harvested, :  
 yield per acre and production (certain : County estimates of acreage  
 important producing States), annually : planted and harvested, yield per  
 : acre and production, other States,  
 : annually

Certified Seed: :  
 Production, States and for the U. S., :  
 by varieties, January :  
 Canadian certified seed production for :  
 3 leading provinces, by varieties, :  
 December : :

1/ For supplementary reports on commercial early potatoes, see pages 60-61.

2/ February and March reports are RMA project

-----  
 Statistical information relating to : Other important subjects for  
 agriculture, now compiled and published : which current statistical series  
 by BAE or other agencies : not now available  
 -----

POTATOES (continued)

By Other Agencies

Acreage and production and numbers of :  
 farms growing potatoes, by States and :  
 counties, quinquennially, Bureau of the :  
 Census :  
Cold storage stocks, monthly, PMA :  
Rail and boat shipments, daily, with :  
 weekly and annual summaries, PMA : Motor truck, l.c.l., express, and  
 : airborne shipments  
 : Separation of potatoes in mixed  
 : cars  
 : Average loadings, per car  
Unloads at principal cities: unloads of :  
 rail and boat shipments at 100 cities : Unloads of motor truck shipments  
 and unloads of motor truck shipments at : at 87 additional cities for which  
 13 cities, monthly with annual summaries, : unloads of rail and boat shipments  
 PMA : are available  
Wholesale prices at terminal markets, :  
 daily, for 21 markets, weekly and annual :  
 summaries, N. Y. and Chicago, annual :  
 summaries, Los Angeles and San Francisco, :  
 PMA :  
F.o.b. price quotations at representative :  
 shipping sections, daily, with seasonal :  
 summaries, PMA :  
Retail prices, at 56 cities, monthly BLS :  
Volume of Futures Trading, open contracts, :  
 and prices on Chicago Mercantile :  
 Exchange and New York Mercantile :  
 Exchange, daily, EEA :  
Imports and exports, monthly, Bureau of the :  
 Census :

Statistical information relating to : Other important subjects for  
 agriculture, now compiled and published : which current statistical series  
 by BAE or other agencies : not now available

SWEETPOTATOES

By Bureau of Agricultural Economics

Acreage: By States and for the U. S. :  
 Intended acreage, March :  
 Acreage planted and for harvest, July :  
 Acreage planted and harvested, December :  
Yield and Production: By States and for :  
 the U. S. :  
 Monthly forecasts during the growing :  
 season, based on reported condition and :  
 yield, weather data and other factors, :  
 July to November :  
 Annual estimate, December :  
Prices: By States and for the U. S. :  
 Average prices received by farmers, : Prices by method of sale, viz,  
 monthly : packed, "in bulk," etc.  
 Season average prices received by farmers :  
 for the crop-marketing year, annually :  
Farm Disposition: By States and for the U.S. :  
 Estimated quantities (1) used for seed on :  
 farms where grown, (2) fed to livestock :  
 and lost after harvest, (3) used by farm :  
 households on farms where grown, (4) sold :  
 annually :  
 Estimated total quantity of seed used, :  
 annually :  
 Value of sales and value of production, :  
 annually :  
Stocks: :  
 : Merchantable stocks in hands of  
 : growers and local dealers, Jan-  
 : uary  
County Estimates: :  
 : County estimates of acreage  
 : planted and harvested, yield per  
 : acre and production, all States,  
 : annually

-----  
 Statistical information relating to : Other important subjects for  
 agriculture, now compiled and published : which current statistical series  
 by BAE or other agencies : not now available  
 -----

SWEETPOTATOES (continued)

By Other Agencies

Acreege and production and numbers of farms:  
 growing potatoes, by States and counties, :  
 quinquennially, Bureau of the Census :  
Rail and boat shipments, daily, with weekly:  
 and annual summaries, FMA : Motor truck, l.c.l., express, and  
 : airborne shipments  
 : Segregation of sweetpotatoes in  
 : mixed cars  
 : Average loadings per car  
Unloads at principal cities: unloads of :  
 rail and boat shipments at 100 cities : Unloads of motor truck shipments  
 and unloads of motor truck shipments at : at 87 additional cities for which  
 13 cities, monthly, with annual summaries: unloads of rail and boat ship-  
 FMA : ments are available  
Wholesale prices at terminal markets, :  
 daily, for 21 markets, weekly and annual :  
 summaries, N. Y. and Chicago; Annual :  
 summaries, Los Angeles and San Francisco, :  
 FMA :  
F.o.b. price quotations covering Louisiana :  
 and Eastern Shore of Virginia and Mary- :  
 land, daily FMA :  
Retail prices at 56 cities, monthly, BLS :

Stat  
Statistical information relating to  
agriculture, now compiled and published  
by BAE or other agencies

Other important subjects for  
which current statistical series  
not now available

TRUCK CROPS 1/

By Bureau of Agricultural Economics 1

Intended Acreage:

For fresh market (commercial areas)

34 additional crops

6 crops only

For commercial processing, 10 crops only

Breakdown between acreage intended for  
freezing and acreage for canning (for  
green peas only)

Breakdown between acreage intended for  
freezing and acreage for canning for 4  
crops (lima beans, snap beans, sweet  
corn, and asparagus).

Planted Acreage:

For fresh market (commercial areas),  
29 crops

11 additional fresh market crops

For commercial processing, 10 crops

12 additional processing crops

Breakdown between acreage planted for  
freezing and acreage for canning (for  
green peas only)

Breakdown between acreage planted for  
freezing and acreage for canning for 4  
crops (lima beans, snap beans, sweet  
corn, and asparagus)

Local market areas, all important crops

\*\*Local Market Gardens New York Metropol-  
itan Area

Acreage for Harvest:

For fresh market (commercial areas),  
29 crops

11 additional fresh market crops

For commercial processing, 10 crops

12 additional processing crops

Breakdown between acreage for harvest  
for freezing and acreage for canning  
for 5 crops (lima beans, snap beans,  
sweet corn, asparagus, and green peas)

\*Local Market Gardens New York Metropol-  
itan Area

Local market areas, all important crops  
Farm and urban gardens, total acreage

Condition Only:

For fresh market (commercial areas),  
26 crops

For commercial processing, 11 crops

Breakdown between condition of crop  
for freezing and condition of crop  
for canning for 5 vegetables (lima  
beans, snap beans, sweet corn, asparagus  
and green peas)

Indicated Yields and Production:

For fresh market (commercial areas),  
29 crops

11 additional fresh market crops

For commercial processing, 10 crops

12 additional processing crops

Breakdown between crop for freezing  
and crop for canning for 5 vegetables  
(lima beans, snap beans, sweet corn,  
asparagus, and green peas)

\*Local Market Gardens New York Metropol-  
itan Area

Local market areas, all important crops  
Farm and urban gardens, production by  
kinds of vegetables

1/ For list of truck crops with a summary of statistical information collected by  
the Bureau of Agricultural Economics, see pages 60 and 61.

For list of important truck crops for which statistical information is not  
collected, see page 63.

\* RMA project, pilot study

Statistical information relating to : Other important subjects for  
 agriculture, now compiled and published : which current statistical series  
 by BAE or other agencies : not now available

TRUCK CROPS (continued)

Prices:

For fresh market (commercial areas), : 11 additional crops. For all 40 crops separate  
 semi-monthly and monthly, 29 crops : series by method of sale, such as f.o.b.,  
 : delivered in bulk at packing-house door,  
 : and "in-field."  
 : Local market areas, all important crops  
 For fresh market (commercial areas), : 11 additional crops. For all 40 crops separate  
 seasonal average, 29 crops : series by method of sale such as f.o.b.,  
 : delivered in bulk at packing-house door,  
 : and "in-field."  
 For commercial processing, seasonal : 11 additional crops  
 average, 11 crops : Breakdown between prices paid for crop  
 Breakdown between prices paid for crop : for freezing and prices for crop for  
 for freezing and prices paid for crop : canning for 4 crops (lima beans, snap  
 for canning (for green peas only) : beans, sweet corn, and asparagus)  
 : Local market areas, all important crops  
 : Farm and urban gardens, value of pro-  
 : duction

Annual Summary:

Acreage for harvest, yield per acre, :  
 total production, production of value :  
 (harvested), seasonal average price, :  
 and value, for fresh market (commer- :  
 cial areas), 29 crops and for commer- : 11 additional fresh market crops  
 cial processing, 11 crops : 11 additional processing crops  
 Breakdown of estimates between crop : Breakdown of estimates between crop for  
 for freezing and crop for canning : freezing and crop for canning for 4  
 (for green peas only) : vegetables (lima beans, snap beans,  
 : sweet corn, and asparagus)  
 : Local market areas, all important crops  
 : Farm and urban gardens, all important  
 : crops

Stocks:

For fresh market (commercial areas), : For 9 crops (beets, cabbage, carrots,  
 2 crops : celery, onions, parsnips, squash, turnips,  
 For commercial processing, 1 crop : and rutabagas) for Nov. 15  
 : For 7 crops (all above except cabbage  
 : and onions) for Jan. 1

By Other Agencies

Enumerations of acreage and value, by : Complete coverage of important vegetables  
 States and counties, quinquennially. : in the mid-decennial censuses. Production  
 (1944 Census, covers only 7 of the more : of each vegetable crop for which acreage  
 important vegetable crops—snap beans, : is enumerated  
 cabbage, celery, sweet corn, lettuce, :  
 tomatoes and green peas), Bureau of the :  
 Census :

Cold storage stocks, frozen vegetables, :  
 (11 items), and cold storage holdings, :  
 (3 items), monthly, PMA :



-----  
Statistical information relating to: Other important subjects for  
agriculture, now compiled and published: which current statistical series  
by BAE or other agencies: not now available  
-----

TRUCK CROPS (continued)

Shipments: Rail and boat, daily, with  
weekly and annual summaries, PMA

: Motor truck, l.c.l. express, and air-  
borne shipments of all crops  
: Segregation of commodities in mixed cars  
: Rail and boat shipments of artichokes,  
: Brussels sprouts, chard, endive-chicory,  
: garlic, okra, parsnips, radishes, shallot  
: and squash  
: Segregation of rail and boat shipments of  
: snap beans and green lima beans

Unloads at principal cities: unloads of  
rail and boat shipments at 100 cities :  
and unloads of motor truck shipments :  
at 13 cities, monthly, with annual :  
summaries, PMA

: Average loadings per car  
: Unloads of motor truck shipments at 87  
: additional cities for which unloads of  
: rail and boat shipments are available

Wholesale prices, at terminal markets, :  
daily, for 21 markets, weekly and :  
annual :  
summaries, N.Y. and Chicago; annual sum- :  
maries, Los Angeles and San Francisco, :  
PMA

: Daily, monthly, and seasonal average  
prices for leading terminal auction-  
markets

F.o.b. price quotations at representative  
shipping stations, daily, with seasonal :  
summaries, PMA

F.o.b. price quotations at representative  
locations at weekly or monthly periods :  
for selected processed vegetables

Retail prices, at 56 cities, monthly, BLS :  
Processors' and wholesale distributors' :  
stocks, shipments, exports and carry- :  
over for 6 vegetable products, :  
bimonthly; and wholesale distributors' :  
stocks, 5 vegetable products, monthly, :  
Dept. of Commerce and other sources :

Imports and exports of raw and processed  
products, monthly, with annual summary ;  
Bureau of the Census

Canned pack, biennially, to 1939. Bureau of  
the Census (Information currently being  
collected for 1947)

Canned pack, for 21 vegetable products :  
annually by National Canners Association

Packers' stocks and shipments for major :  
vegetable items, selected months in :  
season, National Canners Association :

Frozen pack, annually for 16 items, NAFFP

Commercial Truck Crops for Fresh Market--Crops for Which Statistical Information is Now Collected by the Bureau of Agricultural Economics (Note - These reports do not cover local market areas or farm and urban gardens)

Crop	:No. of: :States: : 1/ :	:Win- :ter: : 2/ :	Spring			Summer				Fall			
			:Full:	:Early:	:Mid:	:Late:	:Full:	:Early:	:Mid:	:Late:	:Full:	:Early:	:Late:
			2/	2/	2/	2/	2/	2/	2/	2/	2/	2/	2/

Number of States in Each Seasonal Group

26 Vegetables and  
Melons

Artichokes	1	1	--	--	--	--	--	--	--	--	--	--	--
Asparagus	12	--	--	5	--	8	--	--	--	--	--	--	--
Beans, Green Lima	8	1	3	--	--	--	5	--	--	--	1	--	--
Beans, Snap	20	1	--	2	6	4	--	6	--	6	--	8	2
Beets	7	1	4	--	--	--	2	--	--	--	--	--	--
Cabbage	33	4	--	5	--	8	--	6	--	8	--	14 <sup>4/</sup>	4
Cantaloups	24	--	2	--	--	--	--	3	12	8	--	--	--
Carrots	18	4	2	--	--	--	4	--	--	--	12	--	--
Cauliflower	9	4	2	--	--	--	3	--	--	--	3	--	--
Celery	13	3	2	--	--	--	5	--	--	--	--	8	2
Corn, Sweet	3	--	--	--	--	--	3	--	--	--	--	--	--
Cucumbers	17	1	--	2	--	7	--	5	--	3	--	2	1
Eggplant	4	1	1	--	--	--	2	--	--	--	2	--	--
Escarole	1	1	--	--	--	--	--	--	--	--	--	--	--
Garlic	3	--	2	--	--	--	1	--	--	--	--	--	--
Melons, Honey Ball	1	--	1	--	--	--	1	--	--	--	--	--	--
Melons, Honey Dew	4	--	1	--	--	--	4	--	--	--	--	--	--
Kale	1	1	--	--	--	--	--	--	--	--	--	--	--
Lettuce	14	3	--	6	--	5	3	--	--	--	6	--	--
Onions	27	--	--	1	--	5	--	8	--	18	--	--	--
Peas, Green	15	3	--	5	--	3	5	--	--	--	--	2	1
Peppers, Green	7	1	1	--	--	--	--	3	--	2	2	--	--
Shallots	1	1	1	--	--	--	--	--	--	--	--	--	--
Spinach	14	3	9	--	--	--	3	--	--	--	--	5	3
Tomatoes	27	1	--	3	--	5	--	10	--	13	--	2	2
Watermelons	23	--	--	--	--	2	--	12	--	10	--	--	--

3 Special Crops

Mint	6	--	--	--	--	--	8 <sup>5/</sup>	--	--	--	--	--	--
Potatoes,													
Commercial Early	19	2	--	2	--	11	9	--	--	--	--	--	--
Strawberries	28	1	--	4	13	11	--	--	--	--	--	--	--

1/ Excluding duplications between seasonal groups.

2/ No seasonal subgrouping made.

3/ Acreage for harvest, yield per acre, total production, production of value (harvested), seasonal average price, and value.

4/ 6 States for Domestic cabbage and 8 States for Danish cabbage.

5/ 6 States for Peppermint and 2 States for Spearmint

Commercial Truck Crops for Fresh Market--Crops for Which Statistical Information is Now Collected by the Bureau of Agricultural Economics (Note - These reports do not cover local market areas or farm and urban gardens) continued.

Crop	Int. Acreage	Planted Acreage	Acreage for harvest	Cond. only	Ind. yield and prod.	Price			Stocks
						Semi-monthly	Seasonal Av.	3/ Annual Summary	
Maximum Number of Reports for Each Seasonal Group									
<u>26 Vegetables and Melons</u>									
Artichokes	--	1	1	--	3	9	1	1	--
Asparagus	1	1	1	--	2	6	1	1	--
Beans, Green Lima	--	1	1	2	3	12	1	1	--
Beans, Snap	--	1	1	1	3	12	1	1	--
Beets	--	1	1	1	3	14	1	1	--
Cabbage	1	1	1	2	4	20	1	1	1
Cantaloups	--	1	1	1	3	7	1	1	--
Carrots	--	1	1	2	3	17	1	1	--
Cauliflower	--	1	1	2	3	17	1	1	--
Celery	--	1	1	2	3	15	1	1	--
Corn, Sweet	--	1	1	--	3	4	1	1	--
Cucumbers	--	1	1	1	3	12	1	1	--
Eggplant	--	1	1	1	3	12	1	1	--
Escarole	--	1	1	1	3	8	1	1	--
Garlic	--	1	1	1	2	7	1	1	--
Melons, Honey Ball	--	1	1	2	3	3	1	1	--
Melons, Honey Dew	--	1	1	2	3	6	1	1	--
Kale	--	1	1	1	3	8	1	1	--
Lettuce	--	1	1	1	3	14	1	1	--
Onions	1	1	1	2	4	13	1	1	1
Peas, Green	--	1	1	2	3	12	1	1	--
Peppers, Green	--	1	1	1	3	12	1	1	--
Shallots	--	1	1	1	3	9	1	1	--
Spinach	--	1	1	1	3	15	1	1	--
Tomatoes	--	1	1	2	3	12	1	1	--
Watermelons	1	1	1	1	3	6	1	1	--
<u>3 Special Crops</u>									
Mint	--	1	1	2	2	4	1	1	--
Potatoes, Commercial Early	1	1	1	2	3	10	1	1	--
Strawberries	1	1	1	2	3	7	1	1	--

See footnote 3/ on page 60.

Truck Crops for Commercial Processing -- Crops for Which Statistical Information  
is Now Collected by the Bureau of Agricultural Economics

Crop	No. of States	Int. Acreage	Planted Acreage	Acreage for Harvest	Cond. only	Yield and Prod.	Sea-sonal Av.	Annual Summary	Stocks
------	---------------	--------------	-----------------	---------------------	------------	-----------------	---------------	----------------	--------

Number of Reports

11 Vegetables

Asparagus	17	--	--	--	--	--	17	17	--
Beans, Green Lima	25	1	1	1	3	3	1	1	--
Beans, Snap	39	1	1	1	2	4	1	1	--
Beets	27	1	1	1	3	2	1	1	--
Cabbage for Kraut	21	1	1	1	3	2	1	1	--
Corn, Sweet	30	1	1	1	3	3	1	1	--
Cucumbers for Pickles	38	1	1	1	4	1	1	1	1
Peas, Green	29	1	1	1	9	4	1	1	--
Pimientos	2	1	1	1	2	3	1	1	--
Spinach	6*	1	1	1	1	1	1	1	--
Tomatoes	36	1	1	1	2	3	1	1	--

\* Indicated yield and production for only 2 States -- California and Texas.

Commercial Truck Crops (Fresh Market and Processing). -  
 Important Crops for Which Statistical Information is NOT  
 Now Collected by the Bureau of Agricultural Economics 1/

Fresh Market (Commercial Crop)	:	Commercial Processing
<u>11 Crops</u>		<u>11 Crops</u>
Broccoli		Broccoli
Brussels Sprouts		Carrots <u>2/</u>
Chard		Cauliflower <u>2/</u>
Collards		Celery <u>2/</u>
Endive - Chicery		Horseradish
Okra		Kale
Parsnips		Okra
Radishes		Peppers, Hot
Rutabagas		Pumpkin and Squash
Squash		Turnip and Mustard Greens
Turnips		Turnips (diced)

1/ For all of these crops, except carrots, cauliflower, and celery, the only production statistics available are the acreage and value reported by the U. S. Census. The latest available Census figures are for the year 1939.

2/ For carrots, cauliflower, and celery the Bureau of Agricultural Economics estimates the total commercial crop but does not segregate the production for fresh market and the production for commercial processing.

Statistical information relating to agriculture, now compiled and published by BAE or other agencies	Other important subjects for which current statistical series not now available
--	---

APPLES

By Bureau of Agricultural Economics

Acreage:

California-bearing and non-bearing by counties and by varieties by age group, annually	By States and U.S.; bearing acreage and non-bearing acreage separately for commercial and noncommercial areas
--	---

Tree Numbers:

Number of trees by age groups and varieties, for States and U.S., annually

Production: (commercial areas)

By States (35) and for U.S.	Common storage on farms to supplement cold storage holdings collected by PMA
Monthly forecasts July to November inclusive, based on condition and other factors	<u>For noncommercial areas:</u> and States
Annual estimates, December	Same data as now available for commercial areas on production, abandonment and production by varieties
Estimate economic abandonment, December	
Varietal estimates by regions (4), August	
Varietal estimates by States and U.S., December	

Farm Disposition: (commercial areas)

Total sales and farm household use, annually	<u>For noncommercial areas</u> and States same disposition estimates as for commercial, annually
Value of sales and value of production, annually	

Utilization of Production: (commercial areas)

Economic abandonment, farm household use, fresh sales, canned, dried, frozen, other processing, for principal producing geographic regions and U.S. in June following year of harvest	Preliminary estimates of utilization about January 1 by geographic regions <u>For noncommercial areas,</u> and States same utilization estimates as for commercial, annually
---	--

Prices: (commercial areas)

Average prices received by growers, monthly	<u>For noncommercial areas</u> and States, same price data as for commercial areas, monthly and annually
Season average prices received by farmers, annually	
Prices by all methods of sale, apples for canning, for drying, for cider and vinegar and other types of processing for principal producing States and geographic regions, annually	For additional important States, prices by utilization and by all methods of sale, annually

Phenological Data:

Report on usual time of bloom, time of harvest and time of marketing, by States and important areas within States.  
Current reports on prospective time of harvest and movement of apples to market

Statistical information relating to	:	Other important subjects for
agriculture, now compiled and published	:	which current statistical series
by BAE or other agencies	:	not now available

PEACHES

By Bureau of Agricultural Economics

Acreage:

California-bearing and non-bearing by	:	Acreage data same as for California
counties and by varieties by age groups,	:	for all other peach States
annually	:	

Tree Numbers:

:	:	Number of trees by age groups and
:	:	varieties, for States and U.S.,
:	:	annually

Condition: (no production forecast)

10 Southern States in April	:
California in May	:

Production:

Monthly forecasts for 10 Southern States,	:	Separate forecasts and production
May-October, inclusive, other peach States	:	estimates for commercial and non-
June-October, based on condition and other	:	commercial areas, monthly
factors	:	Production by principal varieties,
Annual estimates, December	:	annually
Estimates of economic abandonment, December	:	
In California, separate estimates for	:	
clingstone and freestone peaches monthly	:	
and annually	:	

Farm Disposition:

Total sales and farm household use,	:
annually	:
Value of sales and value of production,	:
annually	:

Utilization of Production:

Economic abandonment, farm household use,	:	Preliminary estimates of utilization
fresh sales, canned, dried, frozen, other	:	about January 1 by geographic regions
processing, by States and U.S., annually	:	

Prices: By States and U. S.

Average prices received by growers,	:	Prices, by principal varieties, for
monthly during marketing season	:	all methods of sale, by utilization
Season average prices received by farmers,	:	items for States other than
annually	:	California and Washington, (additional
Season average prices by all methods of	:	prices by varieties needed for
sale and by utilization categories for	:	Washington), annually
clingstone and freestone peaches separate-	:	
ly; by all methods of sale for Elberta	:	
and Hale peaches for fresh consumption,	:	
annually	:	
Season average prices by utilization	:	
categories and by all methods of sale,	:	
Washington, annually	:	
Season average prices by processing cate-	:	
gories, Oregon, Michigan, Utah and	:	
Georgia, annually	:	

Phenological Data:

Report on usual time of bloom, time of	:	Current reports on prospective time
harvest and time of marketing, by States,	:	of harvest and movement of peaches
	:	to market

Statistical information relating to  
agriculture, now compiled and published  
by BAE or other agencies

Other important subjects for  
which current statistical series  
not now available

PEARS

By Bureau of Agricultural Economics

Acreage:

California-bearing and non-bearing by  
counties and by varieties by age groups,  
annually

Same acreage data for all pear States  
except California as now collected  
for California

Tree Numbers:

Number of trees by age groups and  
varieties for States and U.S.,  
annually

Condition: (no production forecast)

In California in May

Production:

Monthly forecasts, June to November,  
inclusive, based on condition and other  
factors  
Annual estimates, December  
Estimates of economic abandonment, December  
Separate estimates for Bartlett and other  
varieties, 3 Pacific Coast States monthly  
and annually

Production by principal varieties  
for all States, annually

Farm Disposition:

Total sales and farm household use,  
annually  
Value of sales and value of production,  
annually

Utilization of Production:

Economic abandonment, farm household use,  
fresh sales, canned, dried, other process-  
ing, by States and U.S., annually  
Separate utilization for Bartlett and  
other varieties, 3 Pacific Coast States

Preliminary estimates of utilization  
about January 1 by geographic regions

Prices:

Average prices received by growers,  
monthly during harvest season  
Season average prices received by farmers,  
annually  
Season average prices by all methods of  
sale and by utilization categories,  
Washington, Oregon, and California  
Bartlett and other varieties, separately,  
annually  
Season average for canning, Bartlett and  
Kieffer separately, Michigan, annually

Prices by varietal groups and by  
utilization items for States other  
than Washington, Oregon, and  
California, annually

Phenological Data:

Report on usual time of bloom,  
time of harvest and time of  
marketing by States and important  
areas within States,  
Current reports on prospective  
time of harvest and movement of  
pears to market



-----  
 Statistical information relating to : Other important subjects for  
 agriculture, now compiled and published : which current statistical series  
 by BAE or other agencies : not now available  
 -----

GRAPES

By Bureau of Agricultural Economics

Acreage:

California-bearing and non-bearing by : Acreage data same as for California  
 counties and by varieties by age groups, : for all other States  
 annually :

Vine Numbers: Number of vines by age groups :  
 & varieties for States and U.S., annually :

Condition: (no production forecast) :

California in May and June :

Production: :

Monthly forecasts, July to November, :  
 inclusive, based on condition and other :  
 factors, important States. :

Annual estimates, December :

Economic abandonment, December :

Separate estimates for table, wine and : Production by principal varieties  
 raisin grapes, California, monthly and : for all States, annually.  
 annually :

Farm Disposition: :

Total sales and farm household use, :  
 annually :

Value of sales and value of production, :  
 annually :

Utilization of Production: :

Economic abandonment, farm household use, : Preliminary estimates of utilization  
 fresh sales, canned, frozen, crushed for : about January 1 by geographic regions  
 juice, crushed for wine, other processing, :  
 by States and U. S., annually :

Prices: :

Season average price received by growers : Season average prices for States by  
 for all methods of sale, annually : all methods of sale and other

Season average price by utilization and : utilization items, annually

varietal groups for California, annually : Monthly prices, California

Season average price by utilization items :  
 for Washington, annually :

Season average for processing for New :  
 York, New Jersey, Pennsylvania, and :

Michigan, annually :

Phenological Data: :

: Report on usual time of bloom, time  
 : of harvest and time of marketing, by  
 : States and important areas within  
 : States.

: Current reports on prospective time  
 : of harvest and movement of grapes to  
 : market.

-----  
 Statistical information relating to : Other important subjects for  
 agriculture, now compiled and published : which current statistical series  
 by BAE or other agencies : not now available  
 -----

SWEET CHERRIES

By Bureau of Agricultural Economics

Acreage:

California-bearing and non-bearing by :  
 counties and by varieties by age groups, : Acreage data same as for California  
 annually : for all other States

Tree Numbers:

:  
 : Number of trees by age groups and  
 : varieties, for States and U.S., annually

Production:

Forecasts June, July and August, based on : Production forecasts and estimates  
 condition and other factors for 11 : for States other than the 11 now  
 principal States : estimated, monthly and annually  
 Annual estimates, December : Production by principal varieties,  
 Economic abandonment, December : all States, annually

Farm Disposition:

Total sales and farm household use, :  
 annually :  
 Value of sales and value of production, :  
 annually :

Utilization of Production:

Economic abandonment, farm household use, : Preliminary estimates of utilization  
 fresh sales, canned, frozen, brined : in fall of harvest year  
 other processing, by States, annually :

Prices:

Season average prices received by growers, : Prices for all other utilization  
 for 11 principal States, annually : items and States, annually  
 Season average prices by utilization items :  
 Washington and Oregon, and California, :  
 annually (For Washington and Oregon, :  
 packinghouse door as well as average :  
 prices) :  
 Season average prices for all processing :  
 New York and Michigan, annually :

Phenological Data:

Report on usual time of bloom, time of :  
 harvest, and time of marketing, by States :  
 and important areas within States. :  
 : Current reports on prospective time of  
 : harvest and movement of cherries to  
 : market

-----  
 Statistical information relating to : Other important subjects for  
 agriculture, now compiled and published : which current statistical series  
 by BAE or other agencies : not now available  
 -----

SOUR CHERRIES

By Bureau of Agricultural Economics

Acreage:

:  
 : Acreage of bearing and non-bearing  
 : trees, all States, annually

Tree Numbers:

:  
 : Number of trees by age groups and  
 : varieties for States and U.S., annually

Production:

Forecasts June, July and August, based on  
 condition and other factors, for 11  
 principal States. Also forecast June 15  
 for 5 Eastern States  
 Annual estimates, December  
 Economic abandonment, December

:  
 : Production forecasts and estimates  
 : for States other than the 11 now  
 : estimated, monthly and annually  
 :  
 :  
 : Production by principal varieties,  
 : for all States, annually

Farm Disposition:

Total sales and farm household use,  
 annually  
 Value of sales and value of production,  
 annually

:  
 :  
 :  
 :  
 :

Utilization of Production:

Economic abandonment, farm household use,  
 fresh sales, canned, frozen, brined,  
 other processing, by States, annually

:  
 : Preliminary estimates of utilization  
 : in summer or fall of harvest year

Prices:

Season average prices received by growers,  
 11 principal States, annually  
 Season average prices received by farmers  
 by utilization items, Washington, annually  
 Season average for all processing, New  
 York, Ohio and Michigan, annually

:  
 : Season average prices for all other  
 : utilization items and States, annually

Phenological Data:

Report on usual time of bloom, time of har-  
 vest, and time of marketing, by States and  
 principal areas within States

:  
 :  
 : Current reports on prospective time of  
 : harvest and movement of cherries to  
 : market

-----  
 Statistical information relating to : Other important subjects for  
 agriculture, now compiled and published : which current statistical series  
 by BAE or other agencies : not now available  
 -----

PLUMS

By Bureau of Agricultural Economics

Acreage: :  
 California-bearing and non-bearing by : Acreage data for States other than  
 counties and by varieties by age groups, : California  
 annually :  
Tree Numbers: :  
 : Number of trees by age groups and  
 : varieties, for States and U. S.,  
 : annually  
Condition: (no production forecast) :  
 In May in California :  
 In June in Michigan :  
 :  
Production: :  
 Forecasts based on condition and other : Production forecasts and estimates  
 factors in California, May-October : for States other than California  
 inclusive; in Michigan, July-October : and Michigan, monthly and annually  
 Annual estimates, December : Production by principal varieties,  
 Economic abandonment, December : for all States, annually  
Farm Disposition: :  
 Total sales and farm household use, :  
 annually :  
 Value of sales and value of production, :  
 annually :  
Utilization of Production: :  
 Economic abandonment, farm household use, : Preliminary estimates of utilization  
 fresh sales, canned, frozen, crushed, by : in fall of harvest year  
 States, annually :  
Prices: :  
 Season average prices received by growers, : Prices by utilization categories and  
 for California and Michigan, annually : States other than California  
 Season average prices by all methods of :  
 sale and by utilization categories, :  
 California, annually :  
Phenological Data: :  
 : Report on usual time of bloom, time of  
 : harvest and time of marketing, for  
 : principal States and areas within  
 : States  
 : Current reports on prospective time of  
 : harvest and movement of plums to market

-----  
 Statistical information relating to : Other important subjects for  
 agriculture, now compiled and published : which current statistical series  
 by BAE or other agencies : not now available  
 -----

PRUNES

By Bureau of Agricultural Economics

Acres: :  
 California-bearing and non-bearing by :  
 counties and varieties by age groups, : Acreage data same as for California  
 annually : for all other States

Tree Numbers: Number of trees by age groups & :  
 varieties, for States and U.S., annually :  
Condition: (no production forecast) :  
 California in May :  
 Idaho, Washington and Oregon in June :

Production: :  
 Monthly forecasts based on condition and :  
 other factors, June to October, inclusive, :  
 for California; July to October, for :  
 Idaho, Washington and Oregon :  
 Annual estimates, December : Annual production estimates in  
 Separate forecasts and estimates for : States other than California, Oregon,  
 eastern and western Washington and Oregon : Washington and Idaho, and monthly  
 Economic abandonment, December : forecasts during growing season

Farm Disposition: :  
 Total sales and farm household use, :  
 annually :  
 Value of sales and value of production, :  
 annually :

Utilization of Production: :  
 Economic abandonment, farm household use, : Utilization estimates for prune  
 fresh sales, dried, canned, frozen, other : States other than Idaho, Washington,  
 processing, October, December and June : Oregon and California, annually

Prices: :  
 Season average prices received by growers : Prices for prune States other than  
 by all methods of sale and by utilization : Idaho, Washington, Oregon and  
 items, for Idaho, Washington, Oregon and : California, annually  
 California. (For California, prunes for :  
 drying only), annually :  
 Monthly prices for dried prunes for :  
 California, Washington and Oregon :

Phenological Data: :  
 : Report on usual time of bloom, time  
 : of harvest and time of marketing, by  
 : States and principal areas within  
 : States.  
 : Current reports on prospective time  
 : of harvest and movement of prunes  
 : to market

----- Statistical information relating to : Other important subjects for  
 agriculture, now compiled and published : which current statistical series  
 by BAE or other agencies : not now available. -----

APRICOTS

By Bureau of Agricultural Economics

Acreage:

California-bearing and non-bearing by : Acreage data same as for California  
 counties and by varieties by age groups, : for all other apricot States  
 annually :

Tree Numbers:

: Number of trees by age groups and  
 varieties, annually

Condition:

May for California

Production:

Forecasts based on condition and other : Forecasts and estimates for apricot  
 factors, for California, May to September : States other than Utah, Washington  
 inclusive. For Washington and Utah, : and California, monthly and annually  
 June to September :

Annual estimates, December

Economic abandonment, December

Farm Disposition:

Total sales and farm household use,  
 annually

Value of sales and value of production,  
 annually

Utilization of Production:

Economic abandonment, farm household use, : Preliminary estimates of utilization  
 fresh sales, canned, dried, frozen, other : in fall of harvest year  
 processing, by States, in June following  
 year of harvest

Prices:

Season average prices received by growers : Prices by method of sale and  
 by all methods of sale and by utilization : utilization categories and season  
 categories, for Utah, Washington and : average prices for apricot States  
 California, annually : other than Utah, Washington and

Season average prices for processing, for : California and Oregon processing,  
 Oregon, annually : annually

Phenological Data:

: Report on usual time of bloom,  
 : time of harvest and time of marketing,  
 : for principal States and areas within  
 States

: Current reports on prospective time  
 : of harvest and movement of apricots to  
 : market.

-----  
 Statistical information relating to : Other important subjects for  
 agriculture, now compiled and published : which current statistical series  
 by BAE or other agencies : not now available  
 -----

FIGS

By Bureau of Agricultural Economics

Acreage:

California-bearing and non-bearing by : Acreage data same as for California  
 counties and by varieties by age groups, : for other fig growing States  
 annually :

Tree Numbers:

:  
 : Number of trees by age groups and  
 : varieties, annually

Condition: (no production forecast)

California, June-November, inclusive

Production:

Annual estimates, California and Texas, : Production forecasts during growing  
 December : season, monthly  
 Economic abandonment, December : Production by principal varieties,  
 : annually

Farm Disposition:

Total sales and farm household use, :  
 annually :  
 Value of sales and value of production, :  
 annually :

Utilization of Production:

Economic abandonment, farm household use, : Preliminary estimates of utilization  
 fresh sales, dried, preserved, canned, : about January 1  
 other processing, June following year of :  
 harvest :

Prices:

Season average prices received by growers :  
 by all methods of sale, by utilization :  
 categories, California, annually :  
 Season average price for canning and :  
 preserving, Texas, annually :

Phenological Data:

Statistical information relating to : Other important subjects for  
agriculture, now compiled and published : which current statistical series  
by BAE or other agencies : not now available

OLIVES

By Bureau of Agricultural Economics

Acreage:

California-bearing and non-bearing by :  
counties and by varieties by age groups, :  
annually :

Condition: (no production forecast) :

California, June-November, inclusive :

Production:

Annual estimates, California, December :

Economic abandonment, December :

Production forecasts during growing :  
season, monthly :  
Production by principal varieties, :  
annually :

Farm Disposition:

Total sales and farm household use, :  
annually :

Value of sales and value of production, :  
annually :

Utilization of Production:

Economic abandonment, farm household use, :  
canned, crushed for oil, other processed; :  
June following year of harvest :

Preliminary estimates of utilization :  
about January 1 :

Prices:

Season average received by growers, all :  
methods of sale and utilization groups, :  
California, annually :



-----  
 Statistical information relating to : Other important subjects for  
 agriculture, now compiled and published : which current statistical series  
 by BAE or other agencies : not now available  
 -----

AVOCADOS

By Bureau of Agricultural Economics

<u>Acreage:</u>	:	
California-bearing and non-bearing by	:	Acreage data in Florida
counties and by varieties by age groups,	:	
annually	:	
<u>Condition:</u> (no production forecast)	:	
Florida, May to November,	:	
inclusive	:	
<u>Production:</u>	:	
Annual estimates, California and Florida,	:	Production forecasts during
December	:	growing season
Economic abandonment, December	:	Production by varieties
<u>Farm Disposition:</u>	:	
Total sales and farm household use,	:	
annually	:	
Value of sales and value of production,	:	
annually	:	
<u>Utilization of Production:</u>	:	
Farm household use and fresh sales,	:	
June following season of harvest	:	
<u>Prices:</u>	:	
Season average received by growers,	:	
Florida and California, annually	:	
<u>Phenological Data:</u>	:	
	:	Report on usual time of bloom,
	:	time of harvest and time of
	:	marketing
	:	Current reports on prospective
	:	time of harvest and movement of
	:	avocados to market

Statistical information relating to : Other important subjects for  
 agriculture, now compiled and published : which current statistical series  
 by BAE or other agencies : not now available

DATES

By Bureau of Agricultural Economics

Acreage: :  
 California-bearing and non-bearing by :  
 counties and by varieties by age groups, :  
 annually :  
Condition: :  
 : Monthly during growing season  
Production: :  
 Annual estimates, California, December : Production forecasts during  
 : growing season  
 : Production by varieties  
Farm Disposition: :  
 (Data not available for May report) : In May following year of harvest  
Utilization of Production: :  
 Farm household use, commercial sales, and :  
 garden pick-distilling stock, for :  
 California in June following season of :  
 harvest :  
Prices: :  
 Season average received by growers, :  
 California, annually :

PINEAPPLES

Acreage: :  
 : Acreage data in Florida  
Production: :  
 Annual estimates, Florida, December :  
Farm Disposition: :  
 Total sales only (no farm use estimated), :  
 annually :  
 Value of sales and production, annually :  
Prices: :  
 Season average received by growers, :  
 Florida, annually :

Statistical information relating to agriculture, now compiled and published by BAE or other agencies

Other important subjects for which current statistical series are not now available

PERSIMMONS

By Bureau of Agricultural Economics

Acreage:

California-bearing and non-bearing by counties and by varieties by age groups, annually

Condition:

Monthly during growing season

Production:

Annual estimates, California, May following year of harvest

Production forecasts during growing season, monthly

Prices:

Season average received by growers, California, annually

POMEGRANATES

Acreage:

California-bearing and non-bearing by counties and by varieties by age groups, annually

Condition:

Monthly during growing season

Production:

Annual estimates, California, May following year of harvest

Production forecasts during growing season, monthly

Prices:

Season average received by growers, California, annually



-----  
 Statistical information relating to : Other important subjects for  
 agriculture, now compiled and published : which current statistical series  
 by BAE or other agencies : not now available  
 -----

ORANGES

By Bureau of Agricultural Economics

Acreage: :  
 California-bearing and non-bearing by coun- : Acreage data same as for Califor-  
 ties and by varieties by age groups, : nia for all other citrus States  
 annually : except total bearing acreage  
 Total bearing acreage by varieties by :  
 States, annually :  
Tree Numbers: :  
 : Numbers of trees by age groups  
 : and varieties for States and  
 : U. S. annually  
Condition: (no production forecast) :  
 All orange crops and all citrus States in :  
 June, July, August and September :  
 California Valencias also in October and :  
 November :  
Production: :  
 Monthly forecasts or estimates based on : For California, separate produc-  
 condition and other factors, for early and : tion and estimates for Northern  
 midseason and Valencias separately except : Central California and Southern  
 California Valencias, October to July, : California for both Navel and  
 inclusive : miscellaneous and Valencias  
 California Valencias, December to November : In Florida, separate forecasts  
 inclusive : and estimates for Indian River  
 Annual estimates, December following year : and other areas  
 of bloom :  
Farm Disposition: :  
 Total sales and farm household use, :  
 annually :  
 Value of sales and value of production, :  
 annually :  
Utilization of Production: :  
 Economic abandonment, farm household use, :  
 fresh sales, and processed, October :  
 following year of bloom :  
Prices: :  
 Average prices received by growers by all : Season average prices, annually,  
 methods of sale and utilization groups, : for Northern and Central Califor-  
 monthly during marketing season : nia oranges  
 Season average prices by all methods of : Season average prices, annually,  
 sale and utilization groups, Florida : for Florida Indian River and  
 California, Texas and Arizona, (by : other areas oranges  
 varietal groups for Florida and California) : Prices on all varietal groups, by  
 annually : all methods of sale and utiliza-  
 Season average price, Louisiana, annually : tion groups for Arizona and Texas  
Phenological Data: : Report on usual time of bloom,  
 : time of harvest and time of mar-  
 : keting, by States and areas with-  
 : in States. Current reports on  
 : prospective supplies and movement  
 : of oranges to market.

Statistical information relating to agriculture, now compiled and published by BAE or other agencies : Other important subjects for which current statistical series not now available

TANGERINES

By Bureau of Agricultural Economics

Acreage:  
 Total bearing Florida, annually : By age groups and counties for Florida and other areas, annually

Tree Numbers:  
 : Numbers of trees by age groups and counties, for Florida and other areas

Condition: (no production forecast)  
 For Florida for June-September, inclusive :

Production:  
 Monthly forecasts or estimates, based on condition and other factors, October to July, inclusive, for Florida :  
 Annual estimates, December following year of bloom :

Farm Disposition:  
 Total sales and farm household use, annually :  
 Value of sales and value of production, annually :

Utilization of Production:  
 Economic abandonment, farm household use, fresh sales and processed, October following year of bloom :

Prices:  
 Average prices received by growers, by all methods of sale and by utilization categories, monthly during marketing season :  
 Season average prices by all methods of sale and utilization categories, Florida, annually :

Phenological Data:  
 : Report on usual time of bloom, time of harvest and time of marketing.  
 : Current reports on prospective supplies and movement of tangerines to market

BAE - May 1948

Statistical information relating to : Other important subjects for  
 agriculture, now compiled and published : which current statistical series  
 by BAE or other agencies : not now available

GRAPEFRUIT

By Bureau of Agricultural Economics

Acreage:

California-bearing and non-bearing by :  
 counties and by varieties by age groups, : Acreage data same as for Cali-  
 annually : fornia for all other citrus  
 Total bearing for other citrus States, : States except total bearing  
 annually :

Tree Numbers:

:  
 : Number of trees by age groups and  
 : varieties, States and U.S., annually

Condition: (no production forecast)

All crops and all citrus States in June- :  
 September, inclusive :  
 California summer grapefruit also in :  
 October and November :

Production:

Monthly forecasts or estimates, based on :  
 condition and other factors for all :  
 grapefruit crops except California summer :  
 crop, October to July, inclusive; :  
 California summer crop from December to : In Florida, separate forecasts  
 October, inclusive : and estimates for Indian River  
 Annual estimates, December following : and other grapefruit  
 year of bloom :

Farm Disposition:

In May of season of harvest :  
 Total sales and farm household use, :  
 annually :  
 Value of sales and value of production, :  
 annually :

Utilization of Production:

Economic abandonment, farm household use, :  
 fresh sales and processed, October :  
 following year of bloom :

Prices:

Average prices received by growers by all : Season average price, annually,  
 methods of sale and by utilization : for Florida Indian River and  
 categories, monthly during marketing : other areas grapefruit  
 season :  
 Season average prices by all methods of :  
 sale and utilization categories, Florida, :  
 California, Texas and Arizona, annually :

Phenological Data:

: Report on usual time of bloom,  
 : time of harvest and time of  
 : marketing, by States and areas  
 : within States.  
 : Current reports on prospective  
 : supplies and movement of grape-  
 : fruit to market.

-----  
 Statistical information relating to : Other important subjects for  
 agriculture, now compiled and published : which current statistical series  
 by BAE or other agencies : not now available  
 -----

LEMONS

By Bureau of Agricultural Economics

Acreage: :  
 California-bearing and non-bearing by : Acreage data same as for Cali-  
 counties and by varieties by age groups, : formia for all other citrus  
 annually : States  
Condition: (no production forecast) :  
 California, June-October, inclusive :  
Production: :  
 Monthly forecasts or estimates, based on : Production forecasts and esti-  
 condition and other factors, November to : mates for lemons in Texas and  
 November, inclusive : Arizona  
 Annual estimate, December following year :  
 of bloom :  
Farm Disposition: :  
 In May of season of harvest :  
 Total sales and farm household use, :  
 annually :  
 Value of sales and value of production, :  
 annually :  
Utilization of Production: :  
 Economic abandonment, farm household use, :  
 fresh sales, and processed, October :  
 following year of bloom :  
Prices: :  
 Average prices received by growers, by all : Season average price by all  
 methods of sale and by utilization : methods of sale and by utiliza-  
 categories, monthly during marketing : tion categories for lemons in  
 season : States other than California,  
 Season average prices by all methods of : annually  
 sale and utilization categories, for :  
 California, annually :  
Phenological Data: :  
 : Report on usual time of bloom,  
 : time of harvest and time of  
 : marketing.  
 : Current reports on prospective  
 : supplies and movement of lemons  
 : to market

BAE - May 1948



-----  
Statistical information relating to  
agriculture, now compiled and published  
by BAE or other agencies  
-----

-----  
: Other important subjects for  
: which current statistical series  
: not now available  
-----

LIMES

By Bureau of Agricultural Economics

Acreage: :  
Bearing acreage, Florida, annually :  
Tree Numbers: :  
: Number of trees by age groups  
: and counties, for Florida  
Production: :  
Monthly forecasts or estimates, based on :  
condition and other factors, April to :  
April, inclusive, Florida :  
Annual estimate, December following :  
year of bloom :  
Farm Disposition: :  
In May of season of harvest :  
Total sales only (no farm use estimated), :  
annually :  
Value of sales and value of production, :  
annually :  
Utilization of Production: :  
Economic abandonment, farm household use, :  
fresh sales and processed, October of :  
year of bloom :  
Prices: :  
Average prices received by growers for :  
all methods of sale and by utilization :  
categories, monthly during marketing :  
season :  
Season average prices by all methods of :  
sale and by utilization categories, for :  
Florida, annually :  
Phenological Data: :  
: Report on usual time of bloom,  
: time of harvest and time of  
: marketing.  
: Current reports on prospective  
: supplies and movement of limes  
: to market.

BAE - May 1948

-----  
 Statistical information relating to : Other important subjects for  
 agriculture, now compiled and published : which current statistical series  
 by BAE or other agencies : not now available  
 -----

BLACKBERRIES

By Bureau of Agricultural Economics

Acreage:

Commercial, Washington, annually

: All important States other than  
 : Washington

Production:

Commercial, Washington, annually

: All important States, monthly  
 : forecasts during growing season  
 : Annual estimates for all except  
 : commercial for Washington

Utilization of Production:

Commercial, fresh sales, canned, frozen,  
 other processed, Washington, annually

: All important States except  
 : commercial in Washington and  
 : Oregon

Prices:

Season average prices by processing  
 categories, Washington,  
 annually

: Prices by method of sale and  
 : utilization categories for all  
 : important States other than  
 : Washington

Season average price for fresh consumption:  
 New Jersey, annually

Phenological Data:

: Report on usual time of bloom,  
 : time of harvest and time of  
 : marketing.  
 : Current reports on prospective  
 : time of harvest and movement of  
 : blackberries.

-----  
 Statistical information relating to : Other important subjects for  
 agriculture, now compiled and published : which current statistical series  
 by BAE or other agencies : not now available  
 -----

RASPBERRIES

By Bureau of Agricultural Economics

Acreage:

Commercial, Washington, annually

:  
 : All important States other than  
 : Washington

Production:

Commercial, black and red separately,  
 Washington, annually

:  
 : Production forecasts for all  
 : important States, monthly during  
 : growing season  
 : Annual estimates for all States  
 : except commercial for Washington

Utilization of Production:

Commercial, fresh sales, canned, frozen,  
 other processing, black and red  
 separately,  
 Washington, annually

:  
 : All important States except  
 : commercial in Washington

Prices:

Season average prices received by pro-  
 cessing categories, black and red  
 separately, Washington and Oregon,  
 annually

:  
 : Prices by method of sale and  
 : utilization categories for all  
 : important States other than  
 : Washington, Oregon, and New York  
 : processing and New Jersey fresh  
 : consumption

Season average for processing, black,  
 purple and red separately, New York,  
 annually

Season average price for fresh consump-  
 tion, New Jersey, annually

:  
 :

Phenological Data:

:  
 : Report on usual time of bloom,  
 : time of harvest and time of  
 : marketing  
 : Current reports on prospective  
 : time of harvest and movement of  
 : raspberries to market

Statistical information relating to  
agriculture, now compiled and published  
by BAE or other agencies

: Other important subjects for  
: which current statistical series  
: not now available

BOYSENBERRIES

By Bureau of Agricultural Economics

Acreage:

Commercial, Washington, annually

:  
: All important States other than  
: Washington

Production:

Commercial, Washington, annually

:  
: Monthly production forecasts  
: during growing season for all  
: important States  
: Annual estimates for all States  
: except Washington

Utilization of Production:

Commercial, fresh sales, frozen, canned,  
other processed, Washington, annually

:  
: For all important States and  
: utilization items except Washing-  
: ton commercially processed

Prices:

Season average prices received by growers  
by processing categories, Washington,  
annually

:  
: Prices received by growers by  
: methods of sale and utilization  
: categories for all important  
: States except Washington

Phenological Data:

:  
: Report on usual time of bloom,  
: time of harvest and time of  
: marketing.  
: Current reports on prospective  
: time of harvest and movement of  
: boysenberries to market

LOGANBERRIES

Acreage:

Commercial, Washington, annually

:  
: All important States other than  
: Washington

Production:

Commercial, Washington, annually

:  
: Monthly production forecasts dur-  
: ing growing season for all impor-  
: tant States and estimates annually  
: for all States except Washington

Utilization of Production:

Commercial, fresh sales, frozen, canned,  
other processed, Washington, annually

:  
: All utilization items for all im-  
: portant States except commercial-  
: ly processed in Washington

Prices:

Season average prices received by growers  
by processing categories, Washington and  
Oregon, annually

:  
: Prices received by growers by  
: methods of sale and utilization  
: categories for all important  
: States and items except Washing-  
: ton and Oregon processing

Phenological Data:

:  
: Report on usual time of bloom,  
: time of harvest and time of mar-  
: keting. Current reports on pros-  
: pective time of harvest and move-  
: ment of loganberries to market

Statistical information relating to agriculture, now compiled and published by BAE or other agencies : Other important subjects for which current statistical series not now available

YOUNGBERRIES

By Bureau of Agricultural Economics

Acreage:  
Commercial, Washington, annually : All important States other than Washington

Production:  
Commercial, Washington, annually : Monthly production forecasts during growing season for all important States and estimates annually for all States except Washington

Utilization of Production:  
Commercial, fresh sales, frozen, canned, other processed, Washington, annually : All utilization items for all important States except commercially processed in Washington.

Prices:  
Season average prices received by growers by processing categories, Washington and Oregon, annually : Prices received by growers by methods of sale and utilization categories for all important States and items except Washington and Oregon processing

Phenological Data:  
: Report on usual time of bloom, time of harvest and time of marketing. Current reports on prospective time of harvest and movement of youngberries to market

GOOSEBERRIES

Acreage:  
Commercial, Washington, annually : All important States other than Washington

Production:  
Commercial, Washington, annually : Monthly production forecasts during growing season for all important States and estimates annually for all States except Washington

Utilization of Production:  
Commercial, fresh sales, frozen, canned, other processed, Washington, annually : All utilization items for all important States except commercially processed in Washington

Prices:  
Season average prices received by growers by processing categories, Washington and Oregon, annually : Prices received by growers by methods of sale and utilization categories for all States and items except Washington and Oregon processing

Phenological Data:  
: Report on usual time of bloom, time of harvest and time of marketing. Current reports on prospective time of harvest and movement of gooseberries to market.

Statistical information relating to  
agriculture, now compiled and published  
by BAE or other agencies

: Other important subjects for  
which current statistical series  
not now available

## BLUEBERRIES

By Bureau of Agricultural Economics

### Acreage:

: All important States

### Condition: (no production forecast)

Florida in May

### Production:

: All important States, monthly  
forecasts during growing season  
and estimates annually

### Utilization of Production:

: All important States by utiliza-  
tion items

### Prices:

Season average prices received by growers  
for blueberries for processing, Maine,  
annually

: Prices received by growers by  
method of sale and utilization  
categories, all States and items  
except Maine for processing

### Phenological Data:

: Report on usual time of bloom,  
time of harvest and time of mar-  
keting, by States. Current re-  
ports on prospective time of har-  
vest and movement of blueberries  
to market

## CURRENTS

### Acreage:

Commercial, Washington, annually

: All important States other than  
Washington

### Production:

Commercial, Washington, annually

: Monthly production forecasts dur-  
ing growing season in all impor-  
tant States and estimates annual-  
ly in all States except Washington

### Utilization of Production:

Commercial, fresh sales, frozen, canned,  
other processed, Washington annually

: All utilization items for all im-  
portant States except commercial-  
ly processed in Washington

### Prices:

Season average prices received by growers  
by processing categories, Washington and  
Oregon, annually

: Prices received by growers by  
methods of sale and utilization  
categories for all States and  
items except Washington and  
Oregon processing

### Phenological Data:

: Report on usual time of bloom,  
time of harvest and time of mar-  
keting. Current reports on pros-  
pective time of harvest and move-  
ment of currants to market

BAE - May 1948

-----  
Statistical information relating to  
agriculture, now compiled and published  
by BAE or other agencies  
-----

-----  
Other important subjects for  
which current statistical series  
not now available  
-----

ALMONDS  
ALMONDS

By Bureau of Agricultural Economics

Acreage:

California-bearing and non-bearing by  
counties and by varieties by age groups,  
annually

Condition: (no production forecast)

California, May and June

Production:

Monthly forecast, July to November,  
inclusive, California  
Annual estimate, December

Production by principal varieties

Farm Disposition:

California. In May following year of  
harvest

Total sales and farm household use,  
annually

Value of sales and value of production,  
annually

Utilization of Production:

Utilization of production, California:

Prices:

Season average prices received by growers  
annually for crop-marketing season,  
California

Phenological Data:

Report on usual time of bloom,  
time of harvest and time of  
marketing, by areas within Calif-  
ornia  
Current report on prospective time  
of harvest and movement of  
almonds to market





-----  
 Statistical information relating to : Other important subjects for  
 agriculture, now compiled and published : which current statistical series  
 by BAE or other agencies : not now available  
 -----

PECANS

By Bureau of Agricultural Economics

Acreage:

California-bearing and non-bearing by  
 counties and by age groups,  
 annually

For all pecan States,  
 bearing and non-bearing

Tree Numbers:

Numbers of trees by age groups and  
 varieties, for States and U.S., ann-  
 ually

Production:

Forecasts for 12 pecan States, monthly,  
 August to November, inclusive, separate-  
 ly for improved varieties and seedling  
 nuts

Estimates by States, December, improved  
 varieties and seedling nuts separately

Farm Disposition:

In May following year of harvest

Total sales and farm household use,  
 annually

Value of sales and value of production,  
 annually

Utilization of Production:

Quantity shelled commercially and  
 quantity sold unshelled, for all  
 important States

Prices:

Season average received by growers,  
 separately for improved and seedling,  
 for 12 States, annually

Phenological Data:

Report on usual time of bloom,  
 time of harvest and time of  
 marketing

Current report on prospective  
 time of harvest and movement of  
 pecans to market

-----  
 Statistical information relating to : Other important subjects for  
 agriculture, now compiled and published : which current statistical series  
 by BAE or other agencies : not now available  
 -----

WALNUTS

By Bureau of Agricultural Economics

Acreage:

California-bearing and non-bearing by :  
 counties and by varieties by age groups, : For Washington and Oregon, same  
 annually : as for California

Condition: (no production forecast)

California in May

Production:

California, forecast monthly, June- : Production by principal varieties  
 November, inclusive :  
 Oregon, July-November :  
 inclusive :  
 Annual estimates, Oregon :  
 California, December :

Farm Disposition:

In May following year of harvest :  
 Total sales and farm household use, :  
 annually :  
 Value of sales and value of production, :  
 annually :

Utilization of Production:

For California in December-merchantable : For Washington and Oregon, same  
 unshelled grades, culls and blows process- : as for California  
 ed, orchard run to shellers and otherwise :  
 used :

Prices:

Season average prices received by growers : Prices by utilization groups, for  
 by utilization groups, for California, : Washington and Oregon, annually  
 annually :  
 Season average price received by growers, :  
 for Oregon, annually :

Phenological Data:

: Report on usual time of bloom,  
 : time of harvest and time of  
 : marketing  
 : Current reports on prospective  
 : time of harvest and movement  
 : of walnuts to market

-----  
 Statistical information relating to : Other important subjects for  
 agriculture, now compiled and published : which current statistical series  
 by BAE or other agencies : not now available  
 -----

TUNG NUTS

By Bureau of Agricultural Economics

Acreage: : By age groups for all tung nut  
 : States  
Production: :  
 By States (Georgia, Florida, Alabama, : Monthly forecasts during growing  
 Mississippi, Louisiana) annually in : season  
 December :  
Prices: :  
 Season average prices received by growers, :  
 for Georgia, Florida, Alabama, Mississippi :  
 and Louisiana, annually :  
Phenological Data: :  
 : Report on usual time of bloom,  
 : time of harvest and time of  
 : marketing

ALL FRUITS AND NUTS

By Other Agencies

Cold storage holdings of fresh apples and :  
 fresh pears, dried and evaporated fruits :  
 (total), nuts and nutmeats (total), monthly :  
 PMA :  
 :  
 Apple cold storage houses, total space and :  
 percent occupied, monthly, PMA :  
 :  
 Cold storage stocks of frozen fruits :  
 (12 items), monthly, PMA :  
 :  
 Rail and boat shipments of all important :  
 fruits by States of origin, daily, with :  
 weekly and annual summaries; additional :  
 annual summaries for each State by counties :  
 and billing stations, PMA :  
 :  
Unloads of rail and boat shipments at 21 : Same data in other markets excep  
 and unloads of motor truck shipments at 13 : unloads of 9 fruit items in 78  
 cities, for all fruit items, monthly and : additional markets  
 annual summaries, PMA :  
 :  
Unloads of rail and boat shipments in 79 :  
 additional large markets for apples, pears, :  
 grapes, plums and prunes, grapefruit, oranges, :  
 lemons, tangerines and mixed citrus; monthly, :  
 with annual summary, PMA :  
Wholesale prices at terminal markets, daily, :  
 for 21 markets, weekly and annual summaries, :  
 New York and Chicago; annual summaries, Los :  
 Angeles and San Francisco, PMA :  
 BAE - May 1948 - 93 -

-----  
 Statistical information relating to : Other important subjects for  
 agriculture, now compiled and published : which current statistical series  
 by BAE or other agencies : not now available  
 -----

ALL FRUITS AND NUTS (Cont'd)

Canned fruits (all important products) pack, : Motor truck, l.c.l., express, and  
 by leading States and U.S., by cases and size : airborne shipments of all fruit  
 of cans, annually, National Canners : crops for all markets not listed  
 Association : at left. Same data for frozen and  
 : dried apples  
 : Estimates of vinegar production  
 :  
 Frozen fruits (all important products) com- : The quantity packed by industrial  
 mercial pack by 4 regions and U.S. total by : concerns for their own use  
 size of container, annually, National Asso- :  
 ciation of Frozen Food Packers :  
 :  
 Dried fruits, by kinds, in tons for Cali- : Quarterly stocks of dried fruits,  
 fornia, annually, Dried Fruit Association of : by kinds  
 California. :  
 :  
 Crushings of wine grapes by California :  
 wineries, by varieties and types, weekly dur- :  
 ing season PMA :  
 :  
 Exports and imports of fresh, dried and :  
 canned fruits, by kinds, and nuts, by kinds, :  
 monthly, Bureau of the Census :  
 :  
 Production of fresh fruit, dried fruit, and :  
 nuts, by kinds, in specified foreign coun- :  
 tries, annually, OFAR :  
 :  
 Retail prices at 56 cities, monthly, Bureau :  
 of Labor Statistics :  
 :  
 Fruits used in commercial production of wine :  
 and brandy, by kinds (9) and by States (11), :  
 annually, Wine Institute :  
 :  
 Wholesale distributors stocks, 5 fruits and :  
 4 fruit juices, monthly, Bureau of the :  
 Census :  
 :  
 Pack and stocks of California-Arizona citrus :  
 products, annual PMA :  
 :  
 Stocks and movement of Calif. canned fruits :  
 in Packers' possession, (pears, apricots, :  
 peaches, r.s.p. cherries) Canners League of :  
 California :  
 :  
 Stocks and movement of canned fruits by :  
 groups of States. Pears, peaches, apricots, :  
 sweet cherries, r.s.p. cherries. National :  
 Canners Association :  
 :  
 Enumerations: production and tree numbers at :  
 5-year intervals, by counties, for all impor- :  
 tant fruit crops, Bureau of the Census :  
 BAE - May 1948 :  
 - 94 -

Statistical information relating to agriculture, now compiled and published by BAE or other agencies : Other important subjects for which current statistical series not now available

HOPS

By Bureau of Agricultural Economics

Acreage:

Washington, Oregon and California, planted acres, July to October, inclusive : Acreage data for other hop States (New York and Idaho)  
 Harvested acres, December :

Yield:

Washington, Oregon and California, monthly forecasts or estimates, July to December, inclusive except November : For New York and Idaho

Production:

Washington, Oregon and California, forecasts monthly, July to November, inclusive : For New York and Idaho  
 Annual estimates, December :

Farm Disposition:

In May following year of harvest :  
 Total sales only (all production sold) :

Stocks:

\*Dealers' stocks as of September 1 and March 1 : Brewers' stocks not on bonded premises of brewers for New York and Idaho.  
 \*Brewers' stocks not on bonded premises of brewers September 1 and March 1 :  
 \*Growers' stocks as of September 1 and March 1, for Washington, Oregon, and California. :

Prices:

Average prices received by farmers, monthly for Washington, Oregon and California :  
 Season average prices received by growers, by contract and open-market sales, for Washington, Oregon, California and New York (on-vine returns for all States except New York), annually : Season average prices for Idaho and New York

By Other Agencies

Stocks:

On bonded premises of brewers, monthly, Bureau of Internal Revenue :

\*RMA Project

BAE - May 1948

-----  
 Statistical information relating to : Other important subjects for  
 agriculture, now compiled and published : which current statistical series  
 by BAE or other agencies : not now available  
 -----

CATTLE AND CALVES

By Bureau of Agricultural Economics

Number on farms, average value, and total :  
value, by States :  
 Total cattle; milk animals - cows 2 yrs./ :  
 heifers 1-2 yrs., and heifer calves; and :  
 other animals - cows 2 yrs./, heifers :  
 1-2 yrs., other calves, steers 1 yr./ :  
 and bulls 1 yr. /, January 1 :  
Number on feed in 26 important States, Corn:  
Belt, and U.S.; intentions to market, :  
average weight, and time on feed for Corn:  
Belt, January 1 :  
Cattle on feed in Corn Belt, States, percent : Number on feed in important States  
of previous year; intentions to market, : April 1, July 1, and October 1;  
average weight, and time on feed, : intentions to market, average  
April 1 and August 1 : weight, time and kind on feed  
 : Number put on feed in Corn Belt,  
 : quarterly  
 : Estimate of total number fed in  
 : Corn Belt, annually  
Feeding situation in principal feeding :  
areas, October, November, and December :  
Number of stockers and feeders shipped : Number of stockers and feeders  
into 8 Corn Belt States from public : shipped into the Corn Belt by  
stockyards and direct, monthly and : State of origin, annually  
annually :  
Calf crop estimates by States, annually : Forecast of current calf crop,  
Production, cash income, and gross income : June 1  
by States, annually :  
 : Marketings by months for important  
 : States, regions, and U. S.,  
 : annually  
 : Prospective marketings by classes  
 : for important States, regions, and  
 : U. S., quarterly  
Slaughter (head and live weight of cattle : Slaughter on farms, number and  
and of calves) in non-federally and : live weight, by States, monthly.  
federally inspected plants, by States, : Slaughter and meat production  
monthly (BAE non-federally by States com- : forecasts for the U.S., quarterly  
binéd with BAI and PMA federally inspected) : Monthly slaughter and meat pro-  
Number and average weight of cattle and of : duction for U. S., annually  
calves slaughtered on farms, annually :  
 :  
 :  
Condition of livestock in 17 Western States: : Numbers of different breeds on  
monthly : farms and numbers of registered  
 : purebreds, by States, quinquen-  
 : nially

Statistical information relating to  
agriculture, now compiled and published  
by BAE or other agencies

: Other important subjects for  
: which current statistical series  
: not now available

CATTLE AND CALVES (continued)

Flint Hills and Osage pastures. Condition of: Number on Flint Hills and Osage  
pastures and number of cattle shipped in, : pastures, annually in June  
April and June :  
: Estimates of losses and nature and  
: extent of losses from disease,  
: exposure, etc., by States,  
: decennially  
County estimates of January 1 numbers, : County estimates of January 1  
average value, and total value in a few : numbers, average value, and total  
States : value for States for which  
: estimates are not made  
County estimates of production and income : County estimates of production  
in a few States : and income for States for which  
: estimates are not made  
Prices: By States and for the U. S. :  
Average prices received by farmers, per cwt.: Average prices received by farm-  
for beef cattle and veal calves and per : ers, per cwt. by price reporting  
head for milk cows, monthly : districts for beef cattle and  
Calendar year wtd. average price per cwt. : veal calves, monthly  
for beef cattle and veal calves and simple: Average prices received by farm-  
average per head for milk cows, annually : ers per cwt. by classes for beef  
: cattle, monthly  
Beef steer-corn price ratios at Chicago, :  
monthly :

By Other Agencies

Inspected shipments from 22 public stock- :  
yards, by States, monthly and annually, BAI: :  
Stocker and feeder shipments. Number of head: Stocker and feeder shipments.  
classes, weight groups, and prices. Covers: Number of head, classes, weight  
4 markets weekly, monthly, and annually, : groups, and prices for 4 markets  
PMA : in addition to those already  
: covered, weekly, monthly, and  
Grass cattle market report of midwestern : annually  
market conditions and prices paid for :  
cattle from ranges, daily July 15 to :  
November 15, PMA :  
Beef steers sold out of first hands for : Beef steers and heifers (separate-  
slaughter, by grades, average live weight, : ly) sold out of first hands for  
and price, Chicago market, weekly, monthly, : slaughter, by grades, average  
and annually, PMA : live weight, and price, 8 markets,  
: weekly and monthly  
Receipts and disposition at 68 public stock- : Truck shipments 67 public stock-  
yards. Total and salable receipts, driven- : yards  
in, local slaughter, and stocker and feeder :  
shipments, monthly and annually, PMA :

Statistical information relating to : Other important subjects for  
 agriculture, now compiled and published : which current statistical series  
 by BAE or other agencies : not now available

CATTLE AND CALVES (continued)

Salable receipts at 12 public stockyards, : Number of head received by inter-  
 daily and weekly, and at 68 public stock- : ior packers and concentration  
 yards, monthly, PMA : yards in Iowa and Southern Minne-  
 : sota, daily and weekly

Prices paid, by class, weight and grades, :  
 at major markets, daily and weekly, PMA :

Average price per 100 pounds by class and :  
 grade at 28 markets, weekly and monthly, :  
 published annually, PMA. :

Slaughter for U.S. under Federal inspection: Total live weight and cost of cows  
 number, classification, average live : heifers, bulls, and stags slaugh-  
 weight, average dressed weight, dressing : tered under Federal inspection,  
 yield, live weight production, meat pro- : monthly for U. S.  
 duction, costs and source of purchases, :  
 monthly, and annually, PMA :

Slaughter and meat production in federally :  
inspected plants, U.S., weekly, PMA :

Number of head slaughtered under Federal :  
inspection in 32 centers, weekly, BAI :  
 (published by PMA) :

Purebred registration by breeds for U.S. :  
 annually, BAI :

Exports and imports of live animals, :  
 monthly for U. S., BAI :

Disease control work, by States, annually, :  
 BAI :

Inventory numbers by age and sex classes, : Number on feed for market January  
 by counties and States, January 1, : 1, by counties, quinquennially  
 Quinquennially, Bureau of Census :

Number butchered for use on farms, by :  
 counties and States, quinquennially, :  
 Bureau of the Census :

Purchases and sales of meat animals, by :  
 counties and States, quinquennially, :  
 Bureau of the Census :

Inventory numbers in foreign countries, :  
 OFAR :



Statistical information relating to  
agriculture, now compiled and published  
by BAE or other agencies

: Other important subjects for  
: which current statistical series  
: not now available

HOGS AND PIGS

By Bureau of Agricultural Economics

Number on farms, average value and total :  
value, by States. Total hogs, pigs :  
under 6 months, sows and gilts 6 mos. /, :  
and other 6 mos. /, January 1 :  
Number on farms over 6 months old, for U.S., : Number on farms over 6 months  
June 1 : old, by States, June 1  
Sows farrowed by months, by States, for : Progress of farrowing, by States,  
spring and fall seasons, annually : March and September  
Pig crop, by States; sows farrowed, pigs :  
per litter, and pigs saved, spring and :  
fall seasons; June and December :  
Breeding intentions, by States; number of :  
sows to farrow in the spring and fall :  
seasons, June and December :  
: Marketings by months for impor-  
: tant States, regions, and U.S.,  
: annually  
: Prospective marketings for im-  
: portant States, regions, and U.S.,  
: quarterly  
Production, cash income, and gross income, :  
by States, annually :  
Slaughter (head and live weight and lard :  
production) in non-federally and federal-  
ly inspected plants, by States, monthly :  
(BAE non-federally combined by States :  
with BAI and PMA federally inspected head  
and live weight) (Lard published for U.S.:  
only) :  
Slaughter on farms, number and average : Slaughter on farms, number and liv  
weight, annually : weight, by States, monthly  
: Slaughter, and meat and lard  
: production forecasts for U.S.  
: quarterly  
: Monthly slaughter and meat pro-  
: duction for the U.S., annually  
: Numbers of different breeds on  
: farms and numbers of registered  
: purebreds, by States, quinquen-  
: nially  
: Losses and nature and extent of  
: losses from disease, exposure,  
: etc., by States, decennially  
County estimates of January 1 number, : County estimates of January 1  
average value, and total value in a few : number, average value, and total  
States, annually : value for States for which esti-  
: mates are not prepared

Statistical information relating to : Other important subjects for  
 agriculture, now compiled and published : which current statistical series  
 by BAE or other agencies. : not now available

HOGS AND PIGS (continued)

County estimates of sows farrowed and pigs saved, spring, fall, and for the year, in a few States, annually : County estimates of sows farrowed and pigs saved, by seasons, for States for which estimates are not prepared

County estimates of production and income in a few States, annually : County estimates of production and income for States for which estimates are not prepared

Prices: By States and for the U. S. :

Average prices received by farmers per cwt., monthly : Average prices received by farmers, by price reporting districts monthly

Calendar year wtd. average price per cwt. annually : Calendar year wtd. average per cwt., by price reporting districts, annually

By Other Agencies

Stocker and feeder shipments, numbers and prices by weights at 3 markets, weekly, PMA :

Report of packer and shipper purchases, average weight and cost, and percent sows: 7 markets, weekly, monthly and annually, PMA :

Receipts and disposition at 68 public stockyards. Total and salable receipts, drive-in, local slaughter, and feeder shipments: monthly and annually, PMA : Truck shipments, 67 public stockyards

Salable receipts at 12 public stockyards, daily and weekly, and at 68 public stockyards monthly, PMA :

Number of head received by interior packers: and concentration yards in Iowa and Southern Minnesota, daily, weekly, monthly, and annually, PMA :

Number of head marketed direct in sections of the southeast daily fall to early spring and tri-weekly in the summer. Thomasville, Ga. report, PMA :

: Losses on farms from all causes, by counties, quinquennially

Slaughter under Federal inspection, number, classification, average live weight, average dressed weight, dressing yield, live weight production, meat production, lard yield, lard production, costs and source of purchases, monthly, for U.S., PMA :

Slaughter and meat production in federally inspected plants, U.S., weekly, PMA :

-----  
 Statistical information relating to : Other important subjects for  
 agriculture, now compiled and published : which current statistical series  
 by BAE or other agencies : not now available  
 -----

HOGS AND PIGS (continued)

Number of head slaughtered under Federal :  
inspection in 32 centers, weekly, BAI :  
 (published by PMA) :  
Average price per 100 pounds by class and :  
grade at 28 markets, weekly and monthly, :  
 published annually, PMA :  
Prices by class, weight and grade at major :  
markets, daily and weekly, PMA :  
Exports and imports of live animals, :  
 monthly for U. S., BAI :  
Disease control work, by States, BAI :  
Inventory numbers, by classes and ages, :  
 January 1, by counties and States, quin- :  
 quennially, Bureau of the Census :  
Number butchered for use on farms, by :  
counties and States, quinquennially, :  
 Bureau of the Census :  
Sales and purchases, by counties and States, :  
 quinquennially, Bureau of the Census :  
Inventory numbers in foreign countries, :  
 OFAR :  
Slaughter in foreign countries, annually, :  
 OFAR

Statistical information relating to : Other important subjects for  
 agriculture, now compiled and published : which current statistical series  
 by BAE or other agencies : not now available

SHEEP AND LAMBS

By Bureau of Agricultural Economics

Number on farms, average value, and total : Proportions on feed January 1  
value, January 1, by States. Total; : that are native and western, and  
total on feed; stock sheep-total, ewe : numbers of sheep and lambs sepa-  
lambs, wether and ram lambs, ewes 1 yr./ : rately, annually  
rams 1 yr./, and wethers 1 yr./ :  
Feeding situation for principal feeding :  
areas, October, November and December :  
Number of feeders shipped into 8 Corn Belt : Number of feeders shipped into the  
States from public stockyards and direct : Corn Belt by States of origin,  
monthly and annually : annually  
Western sheep and lamb shipments and : Marketings by months for important  
number remaining in feed lots in North- : States, regions, and U.S., annually  
ern Colorado, Arkansas Valley, and Scotts : Prospective marketings by classes  
Bluff sections, weekly, January to May : for important States, regions, and  
 : U. S., quarterly  
Early lamb crop, by States, March, April, :  
and May :  
Total lamb crop, by States, annually :  
Production, cash income, and gross income, :  
by States, annually :  
Slaughter (head and live weight) in non- :  
federally and federally inspected plants:  
by States, monthly (BAE non-federally :  
combined by States with BAI and PMA :  
federally inspected head and live weight)  
Number and average weight of slaughtered : Slaughter on farms, number and  
on farms, annually : live weight, by States, monthly  
 : Slaughter and meat production  
 : forecasts for U. S., quarterly  
 : Monthly slaughter and meat pro-  
 : duction for U. S., annually  
Condition of sheep and lambs in 14 Western:  
States, monthly :  
Number of sheep shorn, wt. per fleece, and:  
production of shorn wool, by States, :  
annually :  
Production of shorn wool and pulled wool, :  
and income from wool, by States, annually:  
 : Estimates of different breeds on  
 : farms and number of registered  
 : purebreds, by States, quinquen-  
 : nially  
 : Numbers lost and nature and extent  
 : of losses from disease, exposure,  
 : etc., by States, decennially

-----  
 Statistical information relating to : Other important subjects for  
 agriculture, now compiled and published : which current statistical series  
 by BAE or other agencies : not now available  
 -----

SHEEP AND LAMBS (continued)

County estimates of January 1 numbers, : County estimates of January 1  
 average value, and total value in a few : numbers, average value, and total  
 States, annually : value for States for which esti-  
 : mates are not prepared  
County estimates of production and income : County estimates of production and  
 in a few States, annually : income for States for which esti-  
 : mates are not prepared  
Prices: By States and for the U. S. :  
 Average prices received by farmers, per : Average prices per cwt., by price  
 cwt., monthly : reporting districts, monthly  
 Calendar year wtd. average price per : Calendar year wtd. average per cwt  
 cwt., annually : by price reporting districts,  
 : annually

By Other Agencies

Inspected shipments from 13 public stock- :  
 yards, by States, monthly and annually, :  
 BAI :  
Feeder shipments, number of head and desti- : Feeder shipments, number of head,  
 nation of shipments by States. Covers : State of destination, and prices  
 2 markets, weekly, monthly, and annually: for 4 additional markets, weekly,  
 PMA : monthly, and annually  
Receipts and disposition at 68 public : Truck shipments 67 public stock-  
 stockyards. Total and salable receipts : yards  
 drive-in, local slaughter, and feeder :  
 shipments, monthly and annually, PMA :  
Salable receipts at 12 public stockyards, :  
 daily and weekly, and at 68 public stock :  
 yards monthly, PMA :  
 Number of head received by interior pack- :  
 ers and concentration yards in Iowa and :  
 southern Minnesota, daily, weekly, month- :  
 ly and annually, PMA :  
Slaughter under Federal inspection, for :  
 U. S., number, classification, average :  
 live weight, average dressed weight, :  
 dressing yield, live weight production, :  
 meat production costs, source of :  
 purchases, monthly, and annually, PMA :  
Slaughter and meat production in federally:  
inspected plants, U.S., weekly, PMA :  
Number of head slaughtered under Federal :  
 inspection in 32 centers, weekly, PMA :  
 : Number butchered for use on farms,  
 : by counties and States, quinquen-  
 : nially, Bureau of the Census

-----  
 Statistical information relating to : Other important subjects for  
 agriculture, now compiled and published : which current statistical series  
 by BAE or other agencies : not now available  
 -----

SHEEP AND LAMBS (continued)

Number shorn, by counties and :  
 States, quinquennially, Bureau of :  
 the Census :  
Losses on farms from all causes, :  
 by counties and States, decennial :  
 ly, Bureau of the Census :  
 Average price per 100 pounds by grade on :  
 approximately 28 markets, weekly and :  
 monthly, published annually, PMA :  
Prices by class, weight and grade at major :  
 markets, daily and weekly, PMA :  
Exports and imports of live animals, for :  
 U. S., monthly, BAI :  
Disease control work, by States, annually, :  
 BAI :  
Inventory numbers by age and sex classes, :  
 January 1, by counties and States :  
 quinquennially, Bureau of the Census :  
Inventory numbers in foreign countries, :  
 OFAR :

-----  
 Statistical information relating to : Other important subjects for  
 agriculture, now compiled and published : which current statistical series  
 by BAE or other agencies : not now available  
 -----

HORSES AND COLTS

By Bureau of Agricultural Economics

Number on farms, average value, and total : Cash income from sales, net sales,  
value, January 1, by States. Total : net purchases, and death losses,  
horses, horses 2 yrs./, horses 1-2 yrs., : by States and for the U.S., annual-  
and horses under 1 yr. : ly

: Numbers lost and nature and extent  
 : of losses from disease, exposure,  
 : etc., by States, decennially

County estimates of January 1 numbers,  
average value, and total value in a few  
States, annually

:  
 : County estimates of January 1  
 : numbers, average value, and total  
 : value for States for which esti-  
 : mates are not made

Prices: By States and for the U. S.  
Calendar year wtd. average per head for  
horses, annually

By Other Agencies

Slaughter under Federal inspection, BAI :

: Losses on farm from all causes, by  
 : counties, decennially

Stockyard receipts at some public markets,  
PMA

Exports and imports of live animals for  
U. S., monthly, BAI

Disease control work, by States, annually  
BAI

Inventory numbers by age classes, Jan. 1,  
by counties and States, quinquennially,  
Bureau of the Census

Inventory numbers of horses for world and  
work stock for Europe, annually, OFAR

-----  
 Statistical information relating to : Other important subjects for  
 agriculture, now compiled and published : which current statistical series  
 by BAE or other agencies : not now available  
 -----

MULES AND MULE COLTS

By Bureau of Agricultural Economics

Number on farms, average value, and total :  
value, January 1, by States. Total, :  
 mules 2 yrs. +, 1-2 yrs., and under 1 yr. :  
 :Numbers lost and nature and extent  
 :of losses from disease, exposure, etc.,  
 :by States, decennially  
 :Cash income from sales, net sales,  
 :net purchases, and death losses, by  
 :States and for U.S., annually  
County estimates of January 1 numbers, :County estimates of January 1  
average value, and total value in a :number, average value, and total  
few States :value for States for which estimates  
 :are not made.  
Prices: By States and for the U. S. :  
 Calendar year wtd. average price per :  
 head for mules, annually :

By Other Agencies

Stockyard receipts at some public markets, :  
 PMA :  
 :Losses on farms from all causes,  
 :by counties and States, decennially  
Exports and imports of live animals, for :  
 U. S., monthly, BAI :  
Diseases control work, by States, annually:  
 BAI :  
Inventory numbers by age classes, January 1:  
 by counties and States, quinquennially, :  
 Bureau of the Census :



Statistical information relating to : Other important subjects for  
 agriculture, now compiled and published : which current statistical series  
 by BAE or other agencies : not now available

GOATS

By Bureau of Agricultural Economics

Number clipped, average clip per goat, :  
 mohair production, and cash income from :  
 mohair, by States, annually :  
 Number on farms, average value, and total : Number, average value, and total value  
 value January 1, for Texas : of goats, January 1, for important  
 : States, by classes, Angora, milk, and  
 : other

By Other Agencies

Number slaughtered under Federal inspection: :  
 BAI :  
 Exports and imports of live animals, for :  
 U. S., monthly, BAI :  
 Disease control work, by States, annually. :  
 BAI :  
 Inventory numbers, by counties and States, : Inventory numbers, by counties and  
 January 1, quinquennially, Bureau of the : States, January 1, by classes, Angora,  
 Census : milk, and other, decennially  
 : Number of goats and kids clipped and  
 : mohair production, by counties and  
 : States, quinquennially

RABBITS

By Bureau of Agricultural Economics

None : January 1 number of domestic rabbits  
 : and average value, January 1, and  
 : rabbit meat production for the U. S.,  
 : annually

By Other Agencies

None : Number of domestic rabbits, by counties  
 : January 1, quinquennially

FUR-BEARING ANIMALS

By Bureau of Agricultural Economics

None : Estimates of number, average value,  
 : and total value of fur-bearing  
 : animals in captivity, by kinds,  
 : January 1, for U. S. , annually

By Other Agencies

Number and value of silver fox and mink : Number in captivity on farms, by  
females in captivity, January 1, 1940 : counties and States, by kinds,  
 Bureau of the Census : quinquennially

Statistical information relating to : Other important subjects for  
 agriculture, now compiled and published : which current statistical series  
 by BAE or other agencies : not now available

MEAT AND LARD

By Bureau of Agricultural Economics

Total production of beef, veal, lamb and  
 mutton, and pork, by class of slaughter,  
 U. S., annually

Lard production all classes of slaughter,  
 U. S., annually

Commercial meat and lard production for  
 the U. S., monthly

Meat equivalent of domestic output of  
 livestock for U. S., periodically

Meat exports and imports, by years, dressed  
 meat basis, for U. S., periodically

Total and per capita meat and lard  
 consumption, U. S., quarterly

Meat and lard production forecasts  
 for the U.S., quarterly

Monthly slaughter and meat production  
 for the U. S., annually

Meat and lard production on farms for  
 the U. S., monthly

Total and per capita meat and lard  
 consumption, by States, annually

Total and per capita edible offal  
 consumption for U. S., annually

By Other Agencies

Production for U. S. under Federal inspec-  
tion, production in pounds of beef, veal,  
 lamb and mutton, pork, and lard, monthly,  
 and annually  
 PMA

Estimated meat production in Federally  
 inspected plants for U.S., weekly, PMA  
Cold storage holdings of meat and lard in  
 warehouses and packing plants for the  
 U. S., monthly, PMA

Meat officially graded, fresh and frozen,  
 and dressed weight, by class and grade,  
 monthly and annually, U. S. PMA

Meat officially graded or certified as  
 complying with specifications, U. S.,  
 monthly and annually, PMA

Meat and meat products processed under  
Federal inspection for U. S., monthly  
 and annually, BAI

Meat and meat products Federally inspected  
 and passed for entry into the U. S.,  
 monthly, BAI

Factory production and consumption and  
 factory and warehouse stocks of lard,  
 monthly, Bureau of the Census

Pounds and value of meat, by species,  
 fresh and cured, lard, etc., in whole-  
 sale meat packing plants, biennially to  
 1939, and 1947, Bureau of the Census

Pack of canned meat by type of product,  
 monthly, BAI

Meat graded, by States, by grade and  
 number of carcasses

Statistical information relating to	:	Other important subjects for
agriculture, now compiled and published	:	which current statistical series
by BAE or other agencies	:	not now available

Meat and Lard (Cont.)

Average monthly retail prices of meat for the:  
 U. S., issued annually, BLS :  
Prices, wholesale, dressed meat, by classes, :  
weights, and grades, daily and weekly for :  
 New York and Chicago, semiweekly for Los :  
 Angeles and Portland, and semiweekly and :  
 weekly for San Francisco, PMA :  
Volume of futures trading, open contracts, :  
 and prices of lard on Chicago Board of :  
 Trade, daily, CEA :  
Production in foreign countries, by types, :  
 annual, OFAR :

WOOL

By Bureau of Agricultural Economics :

Number of <u>sheep shorn, average weight per fleece</u> and production of <u>shorn wool, by States,</u>	:	Estimated wool <u>marketings</u> by months,
<u>Pulled wool for U. S., and cash income</u>	:	by States, annually
wool, annually	:	Wool production <u>by grades, U. S.,</u>
	:	annually
	:	Wool <u>stocks and consumption, U. S.,</u>
<u>County estimates of production and income in</u>	:	quarterly
a few States, annually	:	<u>County estimates of production and</u>
	:	income for States in which data
<u>Prices: By States and for the U. S.</u>	:	are not now available
Average price received by growers, per	:	
pound, monthly	:	Average price received by growers,
Calendar year wtd. average price per pound	:	per pound, by price reporting
annually	:	districts, monthly, in important
	:	States

By Other Agencies :

Wool production, by counties and States, :  
 quinquennially, Bureau of the Census :  
Mill consumption and stocks of domestic and :  
 foreign wool, Bureau of the Census :  
Exports and imports, Department of Commerce :  
 Stocks owned, wool appraised, purchases and :  
 sales of wool by C.C.C. :  
Price at Boston market by grades and classes :  
 of domestic and foreign wool and market :  
 conditions, weekly and monthly, PMA :  
Wool Tops: Volume of trading, open contracts, :  
 and prices on the market conducted by the :  
 Wool Associates of the N.Y. Cotton Exchange, :  
 daily, CEA :  
Production in foreign countries, OFAR :  
International trade in wool, OFAR :

Statistical information relating to : Other important subjects for  
 agriculture, now compiled and published : which current statistical series  
 by BAE or other agencies : not now available

MOHAIR

By Bureau of Agricultural Economics

Production, price per pound, and cash income:  
from mohair, by States, annually

County estimates of production and income  
in a few States, annually

County estimates of production  
and income for States in which  
data are not now available

Prices: By States and for the U. S.  
Calendar year wtd. average price per pound:  
annually

By Other Agencies

Exports and imports, Department of Commerce

Mohair production by counties,  
quinquennially

Price at Boston market, by grades and  
classes of domestic and foreign mohair,  
and market conditions, weekly and monthly,  
 PMA

HIDES AND SKINS

By Bureau of Agricultural Economics

None

Domestic production and movement into  
market channels of raw hides and  
skins, by kinds, for the U. S.  
annually

By Other Agencies

Number and value in wholesale meat packing  
plants, Bureau of the Census

Prices, packer and country, average at  
Chicago, annually, Chicago Board of Trade

Stocks of hides and pelts, cold storage,  
monthly, PMA

PELTS

By Bureau of Agricultural Economics

None

Number of pelts taken, by kinds,  
annual estimates for the U. S.,  
wild and in captivity, Separately.

By Other Agencies

Number and value of silver fox and mink  
pelts taken in 1939, Bureau of the Census

Stocks of pelts and hides, in cold storage,  
monthly, PMA

Number of pelts taken, by kinds, by  
States, quinquennially

-----  
 Statistical information relating to : Other important subjects for  
 agriculture, now compiled and published : which current statistical series  
 by BAE or other agencies : not now available  
 -----

CHICKENS AND EGGS

By Bureau of Agricultural Economics :

Inventory numbers: By States and for the :  
 U.S. All chickens on farms January 1, : Non-farm chickens, layers and all  
 average value per head and total value, : chickens on hand January 1, value  
 annually : per head and total value, annually  
 Hens, pullets, and other chickens :  
 (separate estimates) on farms January 1, :  
 annually :  
 Composition of farm flocks (pullets of :  
 laying age, pullets not of laying age, :  
 other young chickens, hens, potential :  
 layers), on November 1 and January 1 :  
 Chickens raised on farms: By States and :  
 for the U. S. :  
 Intended purchases of baby chicks during : Number of non-farm chickens raised,  
 year (straight run, sexed pullets and : annually  
 sexed cockerels), annually :  
 Preliminary estimate of chickens raised, :  
 annually :  
 Final estimate of chickens raised, annually: Source and breed of chickens raised  
 Chicks and young chickens on farms on : on farms, quinquennially  
 first of month, monthly :  
 Pullets not yet of laying age on farms :  
 on first of month, monthly :  
Commercial broiler production: :  
 Number produced and pounds produced, : Broiler chick movement in Calif.,  
 annually : Ind., Ill., with summary for the U.S.,  
 \*Commercial broiler chick placements : weekly  
 (information assembled in Del., Md., :  
 Va., W. Va., Ga., Conn., N. Car., Ark., :  
 Texas.), weekly :  
Hatchery chick production: :  
 Chicks hatched by commercial hatcheries :  
 Eggs in incubators, chicks booked on first: :  
 of month, sexing, monthly :  
Prices: By States and for the U. S. :  
 Average prices received by farmers per : Average price received by farmers per  
 pound live weight, monthly : pound live weight, by classes, monthly  
 Calendar year weighted average price per : Calendar year wtd. average price per  
 pound live weight, annually : pound live weight, by classes, annually  
 Prices paid to farmers for eggs for :  
 hatching, monthly :  
 Prices paid by farmers for chicks and :  
 poults, monthly :

\* RMA Project (Covers all but Va., W. Va., and Ga.)

Statistical information relating to	:	Other important subjects for
agriculture, now compiled and published	:	which current statistical series
by BAE or other agencies	:	not now available

CHICKENS AND EGGS (Cont.)

Disposition and income: By States and for the U. S.

Death loss of layers (number), annually	:	
Chickens produced on farms (number, pounds, value), annually	:	Non-farm chickens, price per pound and value of raised, annually
Chickens consumed on farms (number, pounds, value), annually	:	
Chickens sold from farms; number, pounds, price per pound, cash income from sales, gross income, annually	:	
Number, average live weight and total weight of farm chickens sold, young chickens and mature chickens separately, annually	:	
Percent death loss of chickens on hand January 1, annually	:	Death loss of baby chicks on farms, annually
Per capita production of chicken by geographic divisions, annually	:	
Per capita consumption of chicken for U. S., annually	:	
Number of commercial broilers produced, price per pound and gross income from sales, annually	:	
<u>Eviscerated and canned poultry:</u>	:	
Eviscerated and canned poultry, monthly	:	

By Bureau of Agricultural Economics

Layers and egg production: By States and for the U. S.

Layers on farms, eggs per 100 layers and total eggs produced during month, monthly	:	Non-farm chickens, layers on hand, rate of lay per layer on hand January 1 and total egg production annually
Number of layers, egg production per 100 layers and total egg production, annual summary by months	:	
Layers on farms January 1, rate of lay per layer on hand January 1 and total annual egg production, annually	:	
	:	Complete coverage of egg and poultry receipts at interior primary markets in all States, monthly

Prices: By States and for the U. S.

Average prices received by farmers for eggs, per dozen, monthly	:	Average prices received by farmers, per dozen, by graded and ungraded eggs, monthly
Calendar year weighted average price per dozen eggs, annually	:	Calendar year wtd. average price per dozen, by graded and ungraded eggs, annually

Statistical information relating to  
agriculture, now compiled and published  
by BAE or other agencies

Other important subjects for  
which current statistical series  
not now available

CHICKENS AND EGGS (Cont.)

Disposition and income: By States and for  
the U. S.

Eggs produced on farms (number, price per  
dozen, value), annually

Eggs used for farm hatching (number),  
annually

Eggs consumed on farms (number and  
value), annually

Eggs sold from farms (number, price per  
dozen, cash income from eggs), annually

Per capita production of eggs by  
geographic divisions, annually

Per capita consumption of eggs for U. S.,  
annually

Liquid, frozen and dried egg production  
classified as to source and kind, and  
average yield per case broken out, monthly

Feed:

Kind and amount of feed fed to layers  
classified by light and heavy breeds of  
chickens

Amount of feed fed per layer and per  
dozen eggs produced (last survey made  
as of January 1, 1944)

Kind and amount of feed fed to layers  
classified by light and heavy breeds  
of chickens, annually

Amount of feed per layer and per  
dozen eggs produced, annually

Feed fed per layer and per dozen  
eggs, monthly

Difference between price of eggs  
per dozen and cost of feed, monthly

By Other Agencies

Inventory numbers of chickens on hand over 4  
months old, hens and pullets of laying age  
in flocks yesterday, chicken eggs produced  
yesterday, and chickens raised during  
year, quinquennially, Bureau of the Census

Size group classification of poultry flocks,  
(last report in 1940), Bureau of the Census

Number and capacity of hatcheries, under the  
National Poultry Improvement Plan, supply  
flocks, record of performance (USROP, USROM,  
USA, and USC), pullorum classes (USPT, USPCd,  
USPP, USPC), and participation by States in  
the Plan, B.A.T.

Exports and imports of poultry and eggs by  
types, Dept. of Commerce

Prices - wholesale selling prices, prices  
paid f.o.b. market and jobbing prices  
(prices to retailers), daily in selected  
markets, P.M.A.

Prices paid for live poultry picked up at  
farms in Georgia, Arkansas, Delaware,  
Maryland, North Carolina and Virginia  
broiler areas, daily, PMA

Statistical information relating to  
agriculture, now compiled and published  
by BAE or other agencies

Other important subjects for  
which current statistical series  
not now available

### CHICKENS AND EGGS (Cont.)

Prices of poultry and eggs at country points  
in Alabama and Iowa, semi-weekly, North  
Carolina, weekly, Federal-State offices, PMA  
Volume of futures trading, open contracts and  
prices on Chicago Mercantile Exchange and  
New York Mercantile Exchange, daily, C.E.A.  
Receipts of poultry and eggs at representative  
country assembling plants in mid-West, weekly,  
PMA  
Receipts of eggs at Pacific Coast primary mar-  
kets and at Eastern egg auctions and produc-  
ers assembling plants, weekly, PMA.  
Receipts of poultry and eggs by rail and by  
truck at selected terminal markets, daily,  
PMA  
Origin of receipts at selected terminal mar-  
kets, monthly, PMA  
Storage stocks in 10 principal markets, daily;  
in 35 markets, weekly; in U.S., monthly, PMA  
Carlot movement of eggs from Pacific Coast  
States, weekly, PMA  
Inventory numbers and egg production in  
foreign countries, annually, OFAP

### TURKEYS

By Bureau of Agricultural Economics

#### Inventory numbers:

Breeder hens and all turkeys on farms  
January 1, value per head and total value,  
annually

#### Turkey production:

Estimates of turkeys to be raised, annually  
Preliminary estimate of turkeys raised,  
annually  
Turkeys raised on farms, annually

#### Hatchery production:

Poults hatched in commercial hatcheries,  
eggs in incubators, poults booked, monthly,

#### Prices: By States and for the U. S.

Average prices received by farmers, per  
pound live weight, monthly  
Calendar year wtd. average price per  
pound live weight, annually

Turkey eggs produced, set on farms,  
sold for hatching, shipped out of  
State, monthly

Average price received by farmers  
for turkey eggs, monthly in season



Statistical information relating to  
agriculture, now compiled and published  
by BAE or other agencies

Other important subjects for  
which current statistical series  
not now available

TURKEYS (Cont.)

Disposition and income:

Death loss of breeder hens, annually  
Turkeys produced on farms (number, pounds,  
value), annually  
Turkeys consumed on farms (number, pounds,  
value), annually  
Turkeys sold from farms (number, weight  
per bird, pounds, price per pound, cash  
income, gross income), annually  
Average live weight of hens, tons and  
all turkeys, annually  
Percentage distribution of pounds of  
turkey sold during the year by months,  
annually

Death loss of young turkeys annually by  
geographic areas and U.S.

Death loss of turkey poults by  
months, annually

By Other Agencies

Inventory numbers of turkeys on hand over  
4 months old (1944 only), Bureau of the  
Census  
Turkeys raised during year, 1939 and 1944,  
Bureau of the Census  
Wholesale selling prices at principal terminal  
markets, daily, PMA  
Receipts at representative country assembling  
plants, Iowa, weekly during season, PMA  
Cold storage holdings of turkeys, monthly, PMA  
Number and capacity of hatcheries, under the  
National Turkey Improvement Plan, supply  
flocks, record of performance (USROP, USROM,  
USA and USC), and pullorum classes (USPT,  
USPCd, USPP, USPC), annually, BAI

DUCKS

By Bureau of Agricultural Economics

Ducks for breeding and all ducks  
on farms January 1, value per head  
and total value  
Preliminary estimate of ducks  
raised on farms  
Final estimate of ducks raised

Prices: By selected States

Average prices received by farmers, per  
pound, live weight and dressed, monthly

Statistical information relating to  
agriculture, now compiled and published  
by BAE or other agencies

: Other important subjects for  
: which current statistical series  
: not now available

DUCKS (Cont.)

By Other Agencies

Wholesale selling prices at New York City,  
daily, P.M.A.

GEESE

By Bureau of Agricultural Economics

: All geese on farms January 1, value  
: per head and total value  
: Geese raised on farms

HONEY AND BEESWAX

By Bureau of Agricultural Economics

Honey production:

Number of colonies, colonies lost winter and  
spring, new spring colonies, condition of  
nectar plants, July 1

: Colony losses segregated by (1)  
: disease - winter and spring and  
: losses during honey producing season,  
: (2) losses by spray or dust poison-  
: ing, (3) management (Starvation,  
: loss of queens, etc.), annually  
: Sugar fed to bees, total quantity of  
: sugar fed to bees, percentage bee-  
: keepers feeding sugar, and quantity  
: fed per colony, annually

Honey production, yield per colony, and  
stocks of honey, preliminary estimate,  
annually (September)

Honey production, number of colonies, yield  
per colony, stores left for bees per colony,  
and stocks on hand, final estimate,  
annually (December)

: Disposition and utilization of  
: honey, annually

Prices: By States and for the U. S.

Calendar year average prices per pound for all  
honey; honey, extracted, sold retail and whole-  
sale; honey, comb, sold retail and wholesale;  
and honey, chunk, sold retail and wholesale

Package bees, number of pounds and number of  
packages of bees shipped, colonies held by  
shippers, average pounds of bees shaken per  
colony, expected shipments for coming year,  
advance orders on hand January 15, annually  
in March

: Queens shipped by package bee  
: shippers plus those shipped by  
: other queen producers, annually

Beeswax production, average price per pound  
and value of production, annually

By Other Agencies

Honey and beeswax shipping point prices; honey  
and beeswax, wholesale prices, and receipts  
for selected markets; honey, average price  
for specified types and locations; semi-  
monthly, PMA

Imports and exports of honey and wax, annually  
Bureau of the Census

Statistical information relating to : Other important subjects for  
 agriculture, now compiled and published : which current statistical series  
 by BAE or other agencies : not now available

MILK COWS AND MILK PRODUCTION

By Bureau of Agricultural Economics :

Milk Cows on Farms: By States and for  
 the U. S. :

Number of cows and heifers 2+ yrs.,  
 heifers 1 to 2 yrs., and heifers under  
 1 yr. kept for milk cows on January 1  
 Number, average, on farms during year,  
 annually :

Percentage of milk cows being milked,  
 1st of each month :

Number of cows and heifers freshening,  
 4 States only, monthly :

Interstate movement of dairy cattle,  
 11 Northeastern States, annual :

Number of milk cows in herds by age  
 grouping, by States, annually

Number of cows and heifers bred and  
 number freshened, all other States,  
 monthly

Purchases and sales of cows, heifers,  
 and heifer calves kept for milk,  
 annually

Number of milk cows and bulls by  
 breeds, and number and age of all  
 heifers at first freshening during  
 the preceding year, quinquennially

Milk Production on Farms: By States and  
 for the U. S. :

Production per cow, 1st of each month :

Production per cow, annually :

Total production in each of 22 States  
 and U. S., monthly :

Total production, annually :

Total production of milk all other  
 States, monthly

Production of milk in principal  
 milk marketing areas, monthly

Farm Butter: By States and for the U. S. :

Total production, annually :

Monthly estimates of farm butter  
 production, U. S. and important  
 States

Farm Milk Disposition, Use and Income: :

By States and for the U. S. :

Quantity used on farms for feeding  
 calves, annually :

Quantity used on farms for household  
 consumption, annually :

Quantity used for making farm made  
 butter annually :

Sales of milk by farmers, annually :

Sales of cream by farmers, annually :

Sales of farm made butter by farmers,  
 annually :

Statistical information relating to  
agriculture, now compiled and published  
by BAE or other agencies

Other important subjects for  
which current statistical series  
not now available

MILK COWS AND MILK PRODUCTION (Continued)

Farm Milk Disposition, Use and Income:  
(Cont.)

Income from sales of milk by farmers,  
annually  
Income from sales of cream by farmers,  
annually  
Income from sales of farm made butter,  
by farmers, annually  
Supply and Use - Total supply of milk  
and quantities used in the production  
of each major manufactured dairy  
product, fluid consumption, and farm  
use categories, annually for U. S.

Supply and use balance sheets,  
monthly for the U. S. and annually,  
by States

Pastures, Feed and Other Production

Factors: By States and for the U. S.  
Condition of pastures 1st of each  
month, April to November  
Quantity of concentrates fed per cow  
1st of month, monthly in 12 States  
and bi-monthly in other States  
Quantity of concentrates fed to milk  
cows, annually  
Value of concentrates fed to milk cows,  
annually  
Kind of concentrates fed to milk cows,  
annually  
Quantity of home grown and purchased  
concentrates fed to milk cows,  
annually  
Value of hay fed to milk cows,  
annually  
Quantity of roughage fed to milk cows,  
annually  
Kind of roughage fed to milk cows,  
annually

Quantity of concentrates fed per  
cow 1st of month, monthly in other  
States

Total quantity of concentrates fed  
to milk cows, monthly

Quantity of roughage fed to milk  
cows, monthly

Milk production costs, mostly for  
feed and labor, for all of the  
principal fluid milk markets

By Other Agencies

Number of cows and heifers 2 yrs. +,  
on January 1 and cows milked during  
previous year, by counties and  
States, quinquennially, Bureau of the  
Census

Total production of milk on farms  
previous year, by counties and States,  
quinquennially, Bureau of the Census

Production of butter on farms previous  
year, by States, quinquennially,  
Bureau of the Census

Statistical information relating to  
agriculture, now compiled and published  
by BAE or other agencies

: Other important subjects for  
: which current statistical series  
: not now available

MILK COWS AND MILK PRODUCTION (Cont.)

By Other Agencies (cont.)

Quantity of milk sold, butterfat in cream  
sold, farm butter sold, and combined  
value of dairy products sold by farmers  
previous year, by counties and States,  
quinquennially, Bureau of the Census  
Estimates of numbers of cows milked and  
milk production in important foreign  
countries, annually, Office of Foreign  
Agricultural Relations.

MANUFACTURED DAIRY PRODUCTS

By Bureau of Agricultural Economics

Creamery Butter:

Estimated production, U. S., weekly  
Estimated production by States, monthly  
Production by months, by States,  
complete enumeration, annually

: Prices received by creameries for  
: butter, by grades, either f.o.b.  
: plant or a central market equivalent  
: basis, weekly

Cheese - American:

Estimated production for the U. S.,  
weekly  
Estimated production by States, monthly  
Production by months, by States,  
complete enumeration, annually  
Receipts, by styles, at assembly  
warehouses, weekly  
Stocks in assembly warehouses, weekly

Cheese - Cottage Cheese:

Production by months, by States,  
annually  
Prices at principal markets, monthly

Cheese - Other Varieties:

(Swiss, Brick, Munster, Italian, Blue  
Mold, Limburger, Cream, Neufchatel,  
and Part Skim American types)  
Estimated production for the U. S.,  
monthly  
Production by months, by States,  
complete enumeration, annually

: Prices received by cheese plants  
: for cheese, by types and grades,  
: either f.o.b. plant or a central  
: market equivalent basis, weekly

Statistical information relating to  
agriculture, now compiled and published  
by BAE or other agencies

: Other important subjects for  
: which current statistical series  
: not now available

MANUFACTURED DAIRY PRODUCTS (Cont.)

Evaporated Milk - Canned and Bulk:  
Production for the U. S., monthly

: Production of canned evaporated  
: milk by States, monthly

Production by months, by States,  
complete enumeration, annually  
Average prices received by manufacturers  
f.o.b. plant, monthly  
Stocks, canned, held by manufacturers,  
monthly  
Stocks, canned, held by wholesale  
grocers, quarterly

Condensed Milk (Sweetened):

Production for the U. S., monthly  
Production by months, by States  
complete enumeration, annually  
Average prices received by manufacturers,  
f.o.b. plant, monthly  
Stocks, canned, held by wholesale  
grocers, quarterly  
Stocks, canned, held by manufacturers,  
monthly

Dry Milk Solids: Nonfat (human consumption),  
dry skim animal feed, dry whole milk, dry  
buttermilk, dry casein

: Production of nonfat dry milk solids  
: by States, monthly

Production by months, by States,  
complete enumeration, annually  
Average prices received by manufacturers,  
f.o.b. plant, monthly  
Sales by manufacturers, monthly  
Stocks held by manufacturers, monthly

Milk Sugar:

Production for the U. S., monthly  
Production by months, by States,  
complete enumeration, annually  
Stocks held by manufacturers, monthly

Frozen Dairy Foods:

Ice cream production, by States,  
monthly  
Butterfat test of ice cream, U. S.,  
monthly  
Sherbet production, U. S., monthly  
Production of ice cream (wholesale and  
retail separately), sherbet, ice milk,  
frozen malted, by months, by States,  
complete enumeration, annually

: Source of both fat and nonfat milk  
: solids used in the production of  
: ice cream, periodic surveys

Statistical information relating to  
agriculture, now compiled and published  
by BAE or other agencies

Other important subjects for  
which current statistical series  
not now available

MANUFACTURED DAIRY PRODUCTS (Cont.)

Miscellaneous:

Condensed buttermilk, concentrated skim  
milk for animal feed, malted milk  
powder, dry cream and dry whey  
Production by months, by States,  
complete enumeration, annually

By Other Agencies

Receipts of butter at 11 markets, daily, PMA  
Receipts of cheese at 10 markets, daily, PMA  
Receipts of bulk condensed milk by States of  
origin at Boston, New York and Philadelphia,  
weekly, PMA  
Stocks of butter and cheese at 11 markets,  
daily, PMA  
Stocks of butter and cheese at 36 markets,  
weekly, PMA  
Stocks of butter, cheese, cream, and condensed  
and evaporated milk in warehouses, U. S.  
monthly, PMA  
Movements of butter into retail channels at  
Chicago and San Francisco, weekly, PMA  
Wholesale selling prices of creamery butter  
by grades, daily and/or weekly at 12  
markets, PMA  
Volume of futures trading in butter, open  
contracts and prices on Chicago and New York  
Mercantile Exchanges, daily, C.E.A.  
Wholesale selling prices of American cheese  
by styles, daily and/or weekly at 9  
markets, PMA  
F.O.B. shipping point prices of American  
cheese at Wisconsin primary markets,  
daily PMA  
Wholesale selling prices of nonfat dry  
milk solids at 7 markets, weekly, PMA  
Wholesale selling prices of dry whole  
milk at New York, weekly, PMA  
Wholesale selling prices of dried buttermilk  
and dried whey at Chicago, Philadelphia and  
San Francisco, weekly, PMA  
Wholesale selling prices of Argentine  
casein at New York City, weekly, PMA  
F.o.b. plant prices of casein at New York,  
Chicago and Pacific Coast areas, weekly, PMA  
Wholesale selling prices of evaporated  
milk at 4 markets, weekly, PMA  
Wholesale selling prices of condensed milk  
(sweetened) at Boston, New York, and  
Philadelphia, weekly, PMA  
World output of dairy products, quarterly,  
Office of Foreign Agr. Relations.

Statistical information relating to : Other important subjects for  
 agriculture, now compiled and published : which current statistical series  
 by BAE or other agencies : not now available

PRICES RECEIVED BY PRODUCERS FOR MILK AND BUTTERFAT

Prices: By States and for the U. S. :  
 Prices received by farmers for milk :  
 sold to plants, monthly :  
 Prices received by farmers for milk :  
 sold at retail, monthly :  
 Season average price received by :  
 farmers for milk sold at wholesale, :  
 annually :  
 Season average price received by :  
 farmers for milk sold at retail, :  
 annually :  
 Prices paid by processors for milk :  
 used for cheddar cheese, by States, :  
 monthly :  
 Prices paid by processors for milk to :  
 be used for cheese other than cheddar, :  
 U. S., monthly :  
 Prices paid by processors for milk to :  
 be used for butter and nonfat milk solids, :  
 by States, monthly :  
 Prices paid by condenseries for milk to be :  
 canned, U.S. and by States, monthly :  
 Prices paid by processors for butterfat :  
 to be used for making butter, by States, :  
 monthly :  
 Prices received by farmers for butterfat :  
 in cream, monthly :  
 Prices received by farmers for farm :  
 butter sold, monthly :  
 Season average price received by farmers :  
 for butterfat in cream sold, annually :  
 Season average price received by farmers :  
 for farm butter sold, annually :

FLUID MILK AND CREAM

By Bureau of Agricultural Economics :  
 :  
 Prices paid producers for Class I and II :  
 milk, 135 markets, monthly :  
 Wholesale prices of bottled milk, 135 :  
 markets, monthly :  
 Retail prices of bottled milk, 135 :  
 markets, monthly :  
 Wholesale and retail prices of cream :  
 and special dairy products, 135 markets, :  
 monthly :  
 Net blended prices received by members :  
 of cooperative associations, 25 :  
 associations, monthly :  
 Prices paid by consumers for special :  
 grades of milk, 135 markets, monthly :



Statistical information relating to  
agriculture, now compiled and published  
by BAE or other agencies

Other important subjects for  
which current statistical series  
not now available

FLUID MILK AND CREAM (Cont.)

Average butterfat test of milk and cream  
sold at retail principal markets  
Consumption of fluid milk and cream,  
by areas, annually (RMA)

By Other Agencies

Receipts of milk and cream by States of  
origin at Boston, New York and Philadelphia,  
weekly, PMA

Average daily deliveries per dairy, milk and  
cream at Boston and Philadelphia, weekly,  
PMA

Prices, fluid cream, wholesale bottling  
quality, at Boston, New York and Philadel-  
phia, monthly, PMA

Wholesale selling prices of fluid milk  
and cream at 7 markets, weekly, PMA

Stocks, fluid cream and plastic cream  
in cold storage, monthly, PMA

: Prices paid producers for milk to be  
: used for fluid consumption, by  
: States, monthly  
: Sales of bottled milk and cream by  
: representative milk distributors  
: monthly  
: Receipts and utilization of milk by  
: receiving units of fluid milk  
: distributors in milk marketing  
: areas, monthly

Statistical information relating to  
agriculture, now compiled and published  
by BAE or other agencies

Other important subjects for  
which current statistical series  
not now available

MISCELLANEOUS COMMODITIES

MARGARINE

By Bureau of Agricultural Economics

None

By Other Agencies

Production, uncolored and colored, broken down

by quantities containing both animal and  
vegetable oil and quantities containing  
only vegetable or nut oils, monthly, PMA

Production, stocks, quantities withdrawn tax  
paid, free of tax for export and free of tax  
for use of U. S., uncolored and colored,  
monthly and annually, Bureau of Internal  
Revenue

Ingredients used in production of margarine,  
quantities of each, monthly and annually,  
Bureau of Internal Revenue

Imports and Exports, monthly and annually,  
Bureau of the Census

OTHER FATS AND OILS

By Bureau of Agricultural Economics

Total and per capita civilian consumption of  
edible fats and oils and of fats and oils  
in non-food products, annually, BAE

Average wholesale prices of fats, oils, and  
glycerine compiled from various sources,  
monthly and annually, BAE

Index numbers of wholesale prices, of fats and  
oils grouped by origin and by use, monthly  
and annually, BAE

By Other Agencies

Factory production and consumption, and  
factory and warehouse stocks of following  
items, monthly and annually.

Also factory consumption of following items  
by uses, quarterly and annually, Bureau of  
the Census

Vegetable Oils

Cottonseed, (crude and refined); Peanut,  
(crude and refined); Coconut, (crude and  
refined); Corn, (crude and refined); Soy-  
bean, (crude and refined); Olive, edible,  
inedible, and sulphur oil or olive foots;  
Palm kernel, (crude and refined); Palm,  
(crude and refined); Babassu, (crude and  
refined); Rapeseed; Linseed; China wood or  
tung; Perilla; Castor, No. 1, crude, No. 3:  
crude, dehydrated, and sulphonated; Sesame;  
Oiticica and All other.

Statistical information relating to : : Other important subjects for  
agriculture, now compiled and published : : which current statistical series  
By BAE or other agencies : : not now available

MISCELLANEOUS COMMODITIES (Cont.)

OTHER FATS AND OILS (Cont.)

Animal Fats

Lard, rendered, including neutral lard and rendered pork fat; Tallow, (edible and inedible); and Neat's-foot oil

Fish and Marine Mammal Oils

Cod and cod liver; Other, liver and fish; and Marine mammal

Greases

Greases (including garbage and house), other than wool and wool grease

Secondary and Other Products

21 items

Factory consumption and stocks of 11 raw materials used to produce vegetable oils, monthly, Bureau of the Census

Imports and Exports of fats and oils, monthly, Bureau of the Census

Retail prices of edible fats, leading cities, monthly, Bureau of Labor Statistics.

FISH

By Bureau of Agricultural Economics

None

By Other Agencies

Canned fish, production by species, can size, and style of pack by States and U.S., annually, Fish and Wildlife Service, Department of Interior

Frozen fish, frozen in cold storage plants and stocks on hand, by species, for 8 regions and U.S. monthly, Fish and Wildlife Service, Department of Interior

Production of fish meal and fish oil by principal types for U.S. monthly, Fish and Wildlife Service, Department of Interior

ANIMAL FOOD

Production of canned animal food prepared under Federal inspection, monthly, BAI

-----  
 Statistical information relating to : Other important subjects for  
 agriculture, now compiled and published : which current statistical series  
 by BAE or other agencies : not now available  
 -----

PRICES RECEIVED BY FARMERS

Estimates of mid-monthly and season average : Estimates of mid-monthly and season  
 prices, by State and for the United States for : average prices by price reporting  
 following 29 field crops, 14 livestock items, : districts for the more important  
 and 7 fruits : field crops, fruits, and livestock  
 : items.

Field Crops:

Wheat, rye, rice, corn, oats, barley, grain : Estimates of monthly and season  
 sorghum, hay all loose, alfalfa loose, : average prices for hay, all baled,  
 clo-tim loose, prairie loose, cotton, : alfalfa hay baled, clo-tim hay baled,  
 cottonseed, soybeans, peanuts, flaxseed, : prairie hay, baled.  
 potatoes, sweetpotatoes, dry beans, dry : Estimates of season average prices  
 field peas, all tobacco, buckwheat, cowpeas, : received by farmers for Korean, Kobe,  
 hops, alfalfa seed, alsike clover seed, : Common and Tennessee 76, and Sericea  
 red clover seed, sweet clover seed, : lespedeza seed, annually  
 timothy seed, and all lespedeza seed. : Estimates of prices received by

Livestock & Livestock Products:

Hogs, beef cattle, veal calves, sheep, : farmers for chickens and eggs by  
 lambs, butter, butterfat, milk wholesale, : classes and grades, monthly.  
 milk retail, chickens, turkeys, eggs, wool, : Estimates of calendar year average  
 milk cows. Average monthly prices paid to : prices received by farmers for  
 farmers for milk used for the manufacture of : chickens and eggs by classes and  
 butter, cheese, and canned milk are published : grades, annually  
 currently for principal States. : Estimates of prices received by  
 : farmers for beef cattle by classes,  
 : monthly

Fruits:

Apples commercial, grapefruit, lemons, : Estimates of calendar year average  
 strawberries, limes, oranges, and : prices received by farmers for beef  
 tangerines. : cattle by classes, annually  
 : Estimates of monthly and annual

United States Index Numbers of Prices :  
 Received by Farmers for: :

All Commodities:

All Crops:

Food grains, feed grains and hay, feed : Mid-monthly average prices for  
 grains only, tobacco, cotton, fruit, : peaches, pears, and grapes in  
 truck crops, and oil-bearing crops. : season.  
 : Index numbers of prices received by  
 : farmers for All States. 41 States  
 : have some type of index at present  
 : time but not all are comparable to  
 : the U. S. index.  
 :

Statistical information relating to  
agriculture, now compiled and published  
by BAE or other agencies

: Other important subjects for  
: which current statistical series  
: not now available

PRICES RECEIVED BY FARMERS (Cont.)

Livestock & Livestock Products:

Meat animals, dairy products, poultry and  
eggs.

Seasonally Adjusted Index Numbers for:

Fruit, truck crops, dairy products and  
poultry and eggs.

Parity or comparable Prices Monthly for  
30 Important Agricultural Commodities.

Parity Prices bi-annually for 157  
agricultural commodities.

Season Average Prices Received by farmers,  
semi-annually for 160 agricultural  
commodities including the 50 commodities  
for which monthly price estimates are made,  
and utilization and methods of sale returns  
for the more important fruit and nut crops.

: More detailed utilization and method  
: of sale returns for the more impor-  
: tant commodities, such as peaches,  
: apples, pears, grapes, meat animals,  
: dairy products, and poultry and eggs

Commodity-Feed Ratios, monthly for  
United States:

Hog-Corn (also for North Central  
States),  
Egg-Feed, Chicken-Feed, Milk-Feed,  
and Butterfat-Feed.

Miscellaneous Related Price Data and  
comparisons (price relatives, 5 and  
10 year averages, index numbers in  
certain States, etc.).

Statistical information relating to : Other important subjects for  
 agriculture, now compiled and published : which current statistical series  
 by BAE or other agencies : not now available

PRICES PAID BY FARMERS

By Bureau of Agricultural Economics :

Commodities Used for Family Maintenance:

: Prices are now collected for many of  
 : the items listed below, some of which  
 : are used in computing the index, but  
 : are not published separately.

Food: Flour, bread (white), corn meal,  
 rolled oats, rice, sugar, round steak,  
 bacon (sliced), pork loin, lard, butter,  
 cheese, apples, bananas, oranges,  
 lemons, raisins, coffee, tea, salt, and  
 vinegar (National averages are published  
 for salt once a year, for lemons and  
 raisins 2 times a year, and for the  
 remaining 18 items 4 times a year)  
 (State annual averages published for  
 9 items).

: Fluid milk, eggs, potatoes, and  
 : ham (4 items 4 times a year); soda  
 : crackers, grits, salt pork, chuck  
 : roast, hamburger, margerine, veget-  
 : able shortening, dry beans (all and  
 : by classes), tomatoes (fresh), toma-  
 : toes (canned), cabbage, onions,  
 : lettuce, prunes, grapefruit, bologna,  
 : salmon (canned), peas (canned),  
 : smoking tobacco and cigarettes (21  
 : items twice a year); corn flakes,  
 : corn sirup, table sirup, molasses,  
 : baking soda, pork sausage, evaporated  
 : milk, peanut butter, salad dressing,  
 : corn (canned), stringed beans (canned  
 : and canned peaches (10 items once  
 : a year)  
 : Bacon (not sliced), frankfurters  
 : (2 items 4 times a year); pancake  
 : mix, cake, macaroni, bread (whole  
 : wheat), rib roast, rump roast,  
 : ice cream, pork and beans (canned),  
 : vegetable soup (canned), tomato soup  
 : (canned), and fresh fish (12 items  
 : twice a year); wheat flakes, choco-  
 : late candy, non-chocolate candy,  
 : candy bars, dry pudding, beef liver,  
 : cocoa, pears (canned), pineapple  
 : (canned), pineapple juice (canned),  
 : and grapefruit juice (canned) (11  
 : items once a year)

Furniture and Furnishings: Washing  
 machines (electric), kitchen cabinets,  
 stoves (wood-burning), dining-room  
 chairs, dining-room suites, dining-  
 room tables, living-room suites,  
 axminster rugs, felt base rugs, bed-  
 room suites, dressers, bedsteads,  
 bedsprings and mattresses (fitted)  
 (14 items 4 times a year)

: Kitchen chairs, kitchen tables  
 : (wood), kitchen tables (metal),  
 : kerosene stoves, washing machines  
 : (gasoline motor), refrigerator  
 : (electric), occasional chairs, rock-  
 : ing chairs, sewing machines (foot-  
 : operated); sewing machines (electric)  
 : radio set (battery operated), radio  
 : set (electric), floor lamps, and  
 : mattresses (14 items 4 times a year)  
 : Irons (electric), and vacuum  
 : cleaners (2 times a year)

Statistical information relating to  
agriculture, now compiled and published  
by BAE or other agencies

: Other important subjects for  
: which current statistical series  
: not now available

PRICES PAID BY FARMERS (Cont.)

Household Articles: Kerosene, soap  
(laundry), and soap (toilet) (4 times  
a year); house brooms, fruit jars,  
dinner plates, and laundry starch, hard  
coal, soft coal (run of mine), and wood  
(2 times a year); wire screen (12 mesh)  
(once a year)

Clothing and Dry Goods: Men's suits,  
extra trousers (woolen and cotton  
separately), overalls, work shirts,  
work shoes, and rubber boots; women's  
house dresses, rayon hose (full fashioned),  
panties, and shoes; cotton toweling and  
sheets (81" x 90") (13 items 4 times a  
year); men's work socks, men's undershirts  
and shorts, muslin (unbleached), and  
percale (5 items 3 times a year).

Men's work gloves; heavy winter  
union suits (cotton), and felt hats:  
cotton blankets and cotton comforters  
(5 items once a year)

: Iceboxes, toasters (electric),  
: waffle irons (electric), light bulbs  
: ironing boards, garbage cans, gal-  
:vanized pails, dust pans, dish pans,  
: sauce pans (plain, 2 qt.), sauce  
: pans (plain, 4 qt.), pressure sauce-  
: pans, pressure canners, teakettles,  
: percolators, dripolators, paring  
: knives, bread boxes, rolling pins,  
: bread pans, pie pans, cake pans,  
: frying pans, muffin pans, flour  
: sifters, dry mops, scrubbing mops,  
: studio couches, scatter rugs,  
: window shades, scissors, table lamps  
: (electric), table lamps (kerosene),  
: cedar chests, and boudoir lamps  
: (35 items once a year)  
: Wire screen (16 mesh), soft coal  
: (prepared sizes), lignite, and ice  
: (5 items twice a year)  
: Soap flakes (4 times a year);  
: aspirin tablets, epsom salts, castor  
: oil, mineral oil, sanitary napkins,  
: facial tissues, toothbrushes, tooth-  
: paste, shaving cream, razor blades,  
: toilet paper, detergent, flashlights  
: water glasses, teaspoons, and paper  
: napkins (16 items twice a year);  
: milk of magnesia, cod liver oil,  
: boric acid, witch hazel, rubbing  
: alcohol, baby bottles, and half  
: soling for shoes (7 items once a  
: year)  
: Boys' suits and shoes, play suits;  
: women's coats, rayon dresses, rayon  
: slips, rayon hose (not full fashion-  
: ed), and cotton hose; children's  
: socks, and bath towels (10 items 4  
: times a year); bleached muslin and  
: linen toweling (2 items 3 times a  
: year)  
: Boys' raincoats (rubber),  
: sweaters (cotton), overalls, girls'  
: rayon dresses, play outfits, cotton  
: stockings; and raincoats (7 items  
: twice a year)

Statistical information relating to  
agriculture, now compiled and published  
by BAE or other agencies

: Other important subjects for  
: which current statistical series  
: not now available

PRICES PAID BY FARMERS (Cont.)

: Men's broadcloth shirts, broad-  
: cloth pajamas, heavy winter union  
: suits (wool), dress shoes, overshoes  
: wool sweaters, overcoats, and straw  
: hats; boys' wool sweaters, corduroy  
: knickers, cotton slacks, broadcloth  
: shirts, undershirts, shorts, broad-  
: cloth pajamas, cotton socks, rubber  
: overshoes; women's cloth coats  
: (heavy untrimmed), wool sweaters,  
: cotton slippers, ankle-length union  
: suits, cotton panties, cotton night-  
: gowns, cotton housecoats, felt hats,  
: straw hats, and rubber overshoes;  
: girls' wool sweaters, cotton slippers,  
: cotton panties, cotton vests, percale  
: pajamas, straw hats, and leather  
: shoes; children's snow suits; sheets  
: (81" x 99"), and wool blankets  
: (37 items once a year)  
: Men's work pants and rayon socks,  
: women's nylon hose, baby shirts,  
: baby dresses, baby stockings and  
: shoes, diapers, oilcloth, and pillow  
: cases (10 items 4 times a year)  
: Men's leather boots; women's  
: blouses, foundation garments,  
: brassieres, nightgowns (rayon),  
: pajamas (cotton), anklets, stadium  
: boots and slippers; umbrellas, baby's  
: nightgowns, disposable diaper pads,  
: gingham, cretonne, mattress covers,  
: wash cloths, table cloths, table  
: napkins, and kitchen curtains (19  
: items twice a year)  
: Men's wool socks, wool scarfs,  
: wool caps; boys' cotton jackets,  
: wool slacks, ankle-length union  
: suits (cotton), wool socks, leather  
: boots, rubber boots; women's street  
: dresses, cloth coats (fur trimmed),  
: two-piece wool suits, wool slacks,  
: wool skirts, knee-length union  
: suits, flannel robes, fabric gloves,  
: leather gloves, slippers, and  
: galoshes; girls' cotton flannel  
: pajamas, leather boots, wool knit  
: parkas, wool snowsuits and wool  
: gloves; children's wool jackets;  
: baby sweaters, woolen and wool-  
: rayon cloth and comforters (wool-  
: filled) (30 items once a year)



Statistical information relating to  
agriculture, now compiled and published  
by BAE or other agencies

: Other important subjects for  
: which current statistical series  
: not now available

PRICES PAID BY FARMERS (Cont.)

Commodities Used in Production:

: Prices are now collected for many of  
: the items listed below, some of which  
: are used in computing the index, but  
: are not published separately.

Feed: Bran, middlings, corn meal, corn  
gluten, soybean meal, cottonseed  
meal, linseed meal, peanut meal,  
mixed dairy feeds (16, 18, 20,  
and 24 percent, and all purchases  
under 29 percent protein), laying  
mash, scratch feed, tankage, stock  
salt, alfalfa hay, and other hay  
(National averages for 20 items,  
regional and State averages for 14  
items, monthly)

: Mill run (Western States), hominy  
: feed, and dairy supplement (32 per-  
: cent and 29 percent and more protein  
: (4 items monthly); brewers' dried  
: grains, beet pulp, chick starter  
: mash, alfalfa meal, fish meal, meat  
: scraps, and oyster shells (7 items  
: 2 times a year)  
: Distillers' dried grains, hog  
: supplement, turkey mash (starting  
: and growing), mineral mixtures and  
: tonics (6 items monthly)

Farm Machinery (except automobiles):

Cream separators, gas engines, farm trucks,  
and farm tractors, wheel types, 20-29 belt  
H.P. (4 items, national averages 4 times a  
year); manure spreaders, plows (1-horse,  
2-horse, and 2-bottom tractor-drawn),  
harrows (7-ft. disk, single; spiketooth,  
30-tooth, 5-ft. section; spring-tooth,  
2 section), grain drills (12 tube),  
wagons (farm, double), and wagon boxes  
(10 items 2 times a year); planters  
(1-row corn and cotton, and 2-row check),  
cultivators (1-horse, 1-row riding and  
2-row tractor mounted), binders (7-ft.  
grain), combines (5-ft. to 6-ft. width  
power take off), grain threshers (28"  
cylinder), mowers (5-ft.), hay rakes  
(dump sulky and side delivery), hay  
loaders, binders (1-row corn), ensilage  
cutters (13" throat), potato diggers (6-ft.  
ground driven), feed grinders (8" burr),  
and hammer mills (17 items annually)

: Electric motor (1/4 h.p.),  
: brooders, farm tractors, wheel types  
: (under belt 20 h.p., and 30 and  
: more belt h.p.), crawler type  
: tractors (3-plow), plows (tractor  
: drawn 1 and 3-bottom), harrows  
: (7-ft. tandem disk), fertilizer  
: distributors (1-horse), and grain  
: drills (20-tube, tractor drawn)  
: (10 items 2 times a year); middle  
: busters (1-horse), mowers (7-ft.  
: tractor driven), grain binders  
: (10-ft. power-driven), combines  
: (12-ft. width auxiliary engine,  
: 6-ft. width auxiliary engine, and  
: 12-ft. self-propelled), corn picker-  
: huskers (2-row tractor drawn), spray  
: outfits (traction and power driven),  
: milker outfits, and peanut pickers  
: (11 items once a year)  
: Farm trucks (with rubber tires)  
: (4 times a year); electric motor  
: (5 h.p.), harrows (15-ft., single  
: disk), milk coolers (with compressor  
: and motor), and garden tractors  
: (4 items 2 times a year); planter  
: listers (2-row tractor mounted),  
: cultivators (1-row tractor mounted  
: and 2-row lister), field cultivators  
: (duckfoot and rod), pick-up balers  
: (with auxiliary motor) (6 items  
: once a year)

Statistical information relating to : Other important subjects for  
 agriculture, now compiled and published : which current statistical series  
 by BAE or other agencies : not now available

PRICES PAID BY FARMERS (Cont.)

Farm Equipment and Supplies: Milk cans : Canvas horse or mule collars (1  
 (10-gal.), milk pails (12 qt.), horse : item 4 times a year), halters, nail  
 collars (leather), and iron pipe (4 : hammers, axes (with handle), pitch-  
 items, national averages 4 times a year), : forks (4-tine), scythes (with snath),  
 lead arsenate (1 item 2 times a year); : grindstones (foot operated), tool  
 hoes, binder twine, pitchforks (3-tine); : grinders (hand operated) (7 items  
 manila rope, and bushel baskets : once a year)  
 (5 items once a year) : Baling wire, garden rakes, shovels,  
 : handsaws, bags (cotton mesh and  
 : burlap) (7 items once a year)  
 Building Materials for House and Service : Dressed boards, asphalt shingles,  
 Buildings: Fir and pine (2" x 4" x 16'), : flooring (oak), flooring (fir),  
 flooring (yellow pine), rough boards, : insulating board (5 items 4 times  
 shiplap (pine), bevel siding (pine : a year); linseed oil, turpentine  
 and cedar), drop siding (pine and fir) : (2 items 2 times a year)  
 roofing (composition), roofing (steel) : Gypsum lath, gypsum board, paint  
 shingles (wood), windows (house and : (inside non-oil and flat), concrete  
 barn), doors (house), laths, nails, : blocks, portable brooder houses,  
 brick (common), cement (portland), : portable hog houses (7 items 4 times  
 and paint (17 items, national averages : a year)  
 4 times a year); pumps (lift), wind- :  
 mills, and wire (screen) (3 items annually) :  
 :  
 Fencing Material: Gates (farm, : Woven wire and barbed wire (4 pt)  
 galvanized), fence posts (steel), : (2 items 4 times a year)  
 fence posts (wood), poultry netting, :  
 barbed wire (2 pt) (5 items, national :  
 averages 4 times a year) :  
 :  
 Automobiles, Trucks, and Services: : New automobiles: Fords, 8-cylinder,  
 : DeLuxe Sedans (tudor and fordor),  
 : Fords, 8-cylinder, Super DeLuxe  
 : Sedans (tudor and fordor), Chevrolet  
 : Fleetmaster Sedans (2-door and 4-  
 : door), Plymouth DeLuxe Sedans  
 : (2-door and 4-door), Plymouth  
 : Special DeLuxe Sedans (2-door and  
 : 4-door), and Buick, Extra Special,  
 : 4-door Sedans (13 items 2 times a  
 : year)  
 : New trucks: Ford (C.o.e. 134-in.  
 : wheelbase, and 158-inch wheelbase),  
 : Chevrolet (134½-inch and 160½-inch  
 : wheelbase), International (Model  
 : K-3 with cab and pickup body)  
 : (5 items 2 times a year)  
 : Services: Lubrication (Ford,  
 : Chevrolet, Plymouth), lubrication  
 : (other), brake adjustment (Ford,  
 : Chevrolet, Plymouth), brake adjust-  
 : ment (other), brake relining (Ford,  
 : Chevrolet, Plymouth), brake relining  
 : (other), motor tune-up (Ford,  
 : Chevrolet, Plymouth), and motor  
 : tune-up (other) (6 items annually)

Statistical information relating to  
agriculture, now compiled and published  
by BAE or other agencies

: Other important subjects for  
: which current statistical series  
: not now available

PRICES PAID BY FARMERS (Cont.)

Auto and Tractor Supplies: Gasoline,  
motor oil, and tires (6.00 x 16)  
(National averages 4 times a year)

: Tractor fuel, tractor tires  
: (9.00 x 36), grease, spark plugs,  
: inner tubes, storage batteries,  
: and tire chains (9 items 4 times  
: a year)

Seeds: Red clover, alsike clover, white  
clover, ladino clover, sweetclover,  
Korean lespedeza, common alfalfa,  
Grimm alfalfa, timothy, red top,  
Kentucky bluegrass, common rye grass,  
orchard grass, German millet, smooth  
brome grass, crested wheat grass,  
amber sorgo, sudan grass, rape, hybrid  
seed corn, open pollinated seed corn,  
spring wheat, oats, and barley (24 items  
4 times a year); orange sorgo, atlas  
sorgo, Hegari, Kafir, and Milo  
(5 items annually)

: Lespedeza (common, Kobe, and  
: Sericea), millet (Hungarian, Japanese  
: and Siberian), western wheat grass,  
: hairy vetch, Canada field peas,  
: spring rye, and seed potatoes  
: (12 items 4 times a year); winter  
: wheat, soybeans, cowpeas, cottonseed  
: (4 items once a year)  
: Austrian winter peas, vetch  
: (common, Willamette, hairy,  
: Hungarian, and purple), perennial  
: rye grass, crimson clover, blue  
: lupine, meadow fescue, string beans,  
: lima beans, beets, cabbage, carrots,  
: hybrid sweet corn, other sweet corn,  
: cucumbers, kale, lettuce, cantaloupes,  
: watermelons, onions, peas, pumpkins,  
: radishes, spinach, squash, tomatoes,  
: and turnips (35 items once a year)

Fertilizers, Lime, and Spray Materials:  
Cotton fertilizer (State and national  
averages annually)

: Commercial fertilizer (0-12-12,  
: 0-14-7, 2-12-6, 3-9-6, 3-10-10,  
: 3-12-6, 4-12-6, 5-10-5, 6-10-4,  
: 8-8-4, and 10-6-4); superphosphate  
: (18% P<sub>2</sub>O<sub>5</sub> and 20% P<sub>2</sub>O<sub>5</sub>); muriate of  
: potash, nitrate of soda, sulphate of  
: ammonia, raw bonemeal, ground lime-  
: stone, burnt lime, hydrated lime,  
: calcium arsenate, Paris green,  
: rotenone dust, and DDT (wetttable  
: powder, 40-50%) (25 items 2 times  
: a year)

Livestock and Poultry: Baby chicks 12 times  
a year and turkey poults 6 times a year.  
Average prices paid to hatcheries 1st of  
month (State and National averages)

: Feeder cattle and calves, feeder  
: sheep and lambs, feeder hogs and  
: pigs (3 items monthly)  
: Prices for baby chicks are being  
: received monthly and for turkey  
: poults during the hatching season  
: in 1948.

Statistical information relating to  
agriculture, now compiled and published  
by BAE or other agencies

: Other important subjects for  
: which current statistical series  
: not now available

FARM POPULATION, EMPLOYMENT AND WAGES

By Bureau of Agricultural Economics

Farm population by sex and broad age groups  
(under 14, 14 and over) for U.S., quarterly.

In cooperation with Bureau of the Census.

Farm population, total only, (Jan. 1), by  
major geographic divisions, annually; by  
States, intercensal annual estimates  
developed after each census.

Estimates of births and deaths in the farm  
population, by major geographic divisions,  
annually

Moves to and from farms by origin and by  
destination, respectively, by major  
geographic divisions, annually

Net migration from farms based on decennial  
census data, by age, sex, and race, by  
States, and total by counties; similar  
estimates for United States as whole  
issued for 1940-44 on basis survey data  
and 1940 Census (1930-40 estimates  
issued by BAE, 1940-44 by BAE and Census)

Migratory farm laborers and their  
families; movement, age classes,  
sex, school attendance, medical  
attention, recreation, social  
activities and income for States  
in which migratory labor is  
important, annually  
Fatalities and disabilities from  
farm accidents by type of worker,  
residence, cause, time lost, cost  
of medical care, and insurance  
coverage, by States, quarterly  
Fatalities and disabilities to farm  
population from any accident by class  
of persons, causes, time lost, cost  
of medical care, and insurance  
coverage, by States, quarterly

Farm Employment:

Total, family and hired workers, numbers  
and indexes for the United States and  
major geographic divisions and for an  
alternate grouping of States termed  
"type-of farming" areas, annually 1909-25,  
monthly 1925 to date

Hired farm employment, by sex, age, and  
other characteristics, for regular and  
seasonal workers, United States and major  
regions, annually (more frequently in 1945)

Average length of work day, operators and  
hired workers, by States, quarterly

Wage Rates:

Annual and quarterly farm wage rates per  
month with and without board and per day  
with and without board, weighted average  
rate per month and indexes, by States

Average rates for picking 100 pounds of  
seed cotton, by States, annually

-----  
 Statistical information relating to : Other important subjects for  
 agriculture, now compiled and published : which current statistical series  
 by BAE or other agencies : not now available  
 -----

FARM POPULATION, EMPLOYMENT AND WAGES (Cont.)

Wages:

Average hourly, daily, and weekly cash wages of hired farm workers, by characteristics of workers and of employing farms, U.S. and major regions, annually (more frequently in 1945)  
Distributions of hired farm workers by hourly, weekly, and daily cash wages, for regular and seasonal farm workers, U.S. and major regions, annually (more frequently in 1945)

Labor Productivity:

Gross Production and Farm Output Per Worker, by U. S. and Geographic Divisions, annually:  
Persons supported per farm and per farm worker, U.S., annually.  
Total man-hour requirements for farm work U.S., annually.  
Production efficiency, production per hour of man labor and costs per unit of production, by 14 types of family-operated farms, annually.

Levels of Living:

County indexes, Farm operator families, quinquennially; rural farm and non-farm, decennially  
Housing and household facilities, by counties, quinquennially

Expenditures for family living by farm households (operator and hired) and rural non-farm households by tenure, race and income level for: food; housing; improvements and furnishings; clothing and personal care; health and health care; education; recreation; transportation and communication; investment savings insurance and taxes; and organization: church, lodge, etc., by major categories, by States.

By Other Agencies

Population, numbers on farms, by counties, States and U. S., quinquennially, Bureau of the Census; with additional details decennially.  
Agricultural employment by sex, age, occupation, class of worker, and hours worked, U. S., monthly, Bureau of the Census  
Agricultural employment, by counties, States and U. S., quinquennially, Bureau of the Census, with additional details decennially.

Statistical information relating to  
agriculture, now compiled and published  
by BAE or other agencies

Other important subjects for  
which current statistical series  
not now available

FARM LAND

By Bureau of Agricultural Economics

Number of Farms:

: Number of farms reporting specified  
: crop, livestock and other items and  
: number by size of resource base,  
: size of operation, type of farming  
: and economic classes, by States,  
: annually.

Land Use:

Acreage of harvested crops used for speci-  
fied purposes, U. S., annually

: Total land area, cropland, plowable  
: pasture, other pasture, woodland and  
: other land in farms, agricultural  
: land not in farms, by use, tenure  
: and types of ownership, by States,  
: annually.

Trends in acreage of major land uses, U.S.  
Census years since 1880. (Land in farms  
from Census. Land not in farms compiled  
by BAE).

Estimates of trends in acreage of public  
and private ownership of land by major  
uses, U. S. 1920, 1930, 1940 and 1945.

Land Tenure:

Percent of farms and acreage by tenure of  
operator by 4 regions and U. S. by years  
beginning with 1947.

: Number of farms and acres in farms  
: by tenure of operator by States,  
: annually, by economic classes.  
: Acreage of farm land held by various  
: types of owners by States.

Transfers:

Number of farms changing ownership by  
different methods per 1,000 farms, by  
States, annually.

: Number and acreage of transfers or  
: changes in ownership by type of  
: transfer, by selected counties,  
: 1935 and earlier years.


Number and acreage of transfers, by average  
sale price, kinds of buyers and sellers,  
types and terms of financing and by resales;  
selected counties, annually.

Per Acre Land Values:

Index of average value per acre of farm  
real estate, by States, annually; by geo-  
graphic divisions, triannually.

Land Income:

Gross rent to landlords, expenses of land-  
lords and ratio of net returns to value of  
rented land, annually; U.S.



Statistical information relating to  
agriculture, now compiled and published  
by BAE or other agencies

Other important subjects for  
which current statistical series  
not now available

FARM FINANCES (Cont.)

By Bureau of Agricultural Economics

Financial Assets:

Bank deposits of farmers, U.S., annually  
Bank deposits, indexes of total, time, and  
demand deposits in country banks (member  
banks of Federal Reserve System in places  
of less than 15,000 population), U.S. and  
selected regions, monthly  
U.S. savings bonds held by farmers, U.S.,  
annually  
Currency held by farmers, U.S., annually  
Farmers' investment in cooperatives, U.S.,  
annually  
Value of commodities in off-farm storage  
pledged as security for CCC loans, U.S.,  
annually

Farm Mortgage Debt:

Total farm-mortgage debt and amounts held  
by selected lender groups, by States,  
annually; for some lender groups, U.S.,  
quarterly; insured commercial banks, by  
States, semi-annually  
Mortgaged farms, number, value, and acre-  
age, by States, and by tenure, quin-  
quennially. BAE in cooperation with  
Census  
Farm real estate held, amount held by se-  
lected lending agencies, U. S., annually

Non-real-Estate Debt:

Loans outstanding, amounts by principal  
lending agencies, by States, semi-annually

Farm Taxation:

Farm real estate tax levies, amount and  
index numbers of amount per acre, amount  
per \$100 of value and total amount levied,  
by States, annually  
Automotive taxes (licenses, permits,  
registration fees, gasoline taxes, etc.)  
paid by farmers, U.S., annually  
Federal income taxes paid by farmers,  
U.S., annually

Insurance:

Amount of insurance written, by farmers'  
mutual companies covering fire, hail, and  
windstorm, cost per \$100 of insurance and  
amount of surplus for fire insurance,  
premiums and losses for hail and wind-  
storm, by States, annually  
Crop insurance written, premiums  
collected and indemnities paid, by States,  
annually

Farm-mortgage debt, frequency of dis-  
tribution by ratio of debt to value  
and other economic classes, by States  
annually

Principal repayments, on mortgage and  
short-term debts, by States, annually

Mortgaged farms, number, value, and  
acreage, by States, annually

Farmers' non-real-estate debts to  
miscellaneous lenders, U.S. and by  
States, annually

Amount of insurance carried by farmers,  
by type and cost per farm family, by  
States, annually

Cash surrender value of life insurance  
policies owned by farmers



-----  
 Statistical information relating to : Other important subjects for  
 agriculture, now compiled and published : which current statistical series  
 by BAE or other agencies : not now available  
 -----

FARM FINANCES (Cont.)

Other Financial Data:

Bond rates and yields and money rates, by : Average interest rate on non-real-  
 agencies, U.S., quarterly : estate farm debt, U.S., annually  
Interest rates on new loans and discounts, :  
 for Farm Credit Administration agencies, :  
 by regions, annually :  
Average interest rates on farm-mortgage : Average interest rates on farm  
 debt, by States, by lenders, annually : mortgages, distribution by lenders,  
Interest charges on farm-mortgage debt, : by type of loan, by size of loan,  
 total and per acre, by States, and by : etc., by States, annually  
 lenders, by regions, annually :

By Other Agencies

Value of farm land and buildings, (total in :  
 census years since 1850; separately since :  
 1900, except 1935 and 1945; operators' :  
 dwellings separate in 1930) by tenure, :  
 color of operator, debt status of owner :  
 operator, recent years (by type of farm :  
 in 1930) by counties, quinquennially, :  
 Bureau of the Census :  
Value of household furnishings and equipment, :  
 U.S., annually, B.H.N. & H.E. :  
Farm-mortgage loans recorded and closed, :  
 number and amount by principal lender :  
 groups, U.S., quarterly, and by States, :  
 annually, F.C.A. :  
Farmers Home Administration loans, number :  
 of borrowers, amounts closed, by States, :  
 annually, F.H.A. :  
Delinquencies or extensions, number and :  
 percentage of number outstanding farm- :  
 mortgage debt for Federal land banks and :  
 Federal Farm Mortgage Corporation, by :  
 States, annually, F.C.A. :  
Loans made and outstanding by Commodity :  
Credit Corporation, amount by commodi- :  
 ties, quantities of commodities :  
 pledged, inventories of commodities owned, :  
 also loans made on selected commodities, :  
 by States, annually, C.C.C. :  
Loans made and outstanding by agencies :  
 supervised by Farm Credit Administration, :  
 number and amount made, annually, amount :  
 outstanding, semi-annually, by States, F.H.A. :  
Loans made and outstanding to farmers and :  
farmer cooperatives by Farmers Home :  
 Administration, loans made, annually; loans :  
 outstanding, semi-annually; by States, F.H.A. :

Statistical information relating to : Other important subjects for  
 agriculture, now compiled and published : which current statistical series  
 by BAE or other agencies : not now available

FARM FINANCES (Cont.)

Loans made and outstanding to farmer coopera- :  
tives by Farm Credit agencies, by States, :  
annually, F.C.A. :  
Loans made and outstanding to farmer :  
cooperatives and others by Rural :  
Electrification Administration, by :  
States, annually, R.E.A. :  
Farm real estate tax levies, total and :  
average per reporting farm, per acre :  
and per \$100 of value for owner-operated :  
farms, by counties, decennially, Bureau :  
of the Census :  
Tax levies on farm personal property, :  
amount and average per farm reporting, :  
by counties, decennially, Bureau of the :  
Census :  
Number farmer bankruptcies and as a percent- :  
age of all bankruptcies, by States, :  
annually, Administrative Office of U.S. :  
courts :

FARM INCOME, EXPENDITURES AND COSTS

By Bureau of Agricultural Economics :

Farm Income: :

Cash receipts from farm marketings, by :  
States, index numbers for U.S., monthly. :  
Government payments, monthly; separated by :  
payments to farm operators and to landlords :  
not living on farms, annually; by States :  
Value of home consumption, by States, :  
annually :  
Rental value of farm dwellings, annually :  
Value of changes in crop and livestock :  
inventories, annually :  
Income of persons on farms from non-farm :  
sources, for U. S., annually :  
Gross income of farm operators, total and :  
per farm, by States, annually 1/ :  
Net income of farm operators from current :  
operations, total and per farm, by States, :  
annually 1/ :  
Net income of persons on farms from farm- :  
ing, total and per person, annually, index :  
for U. S. only, annually :  
Net income of persons not on farms from :  
farming, total and per person, annually :  
Total net income of persons on farms from :  
all sources, total and per person, :  
annually :

1/ Temporarily discontinued pending comprehensive revisions.

Statistical information relating to  
agriculture, now compiled and published  
by BAE or other agencies

Other important subjects for  
which current statistical series  
not now available

FARM INCOME, EXPENDITURES AND COSTS (Cont.)

Net income from agriculture of workers  
engaged in agriculture, total and per  
worker, annually; index U.S. only, annually  
Net cash available to persons on farms  
after farm expenditures, annually  
Farm Output and Real Labor Returns per  
Farm Worker, U.S., 1910-47  
Farm Earnings, Operator's Net Farm Income,  
by 14 types of family-operated farms,  
annually

Farm operators' net income by return  
to labor, land and other capital, and  
management, by States, annually

Distribution of the number of farm-  
operator families by size of total  
family income, gross farm income,  
net farm income and net cash farm  
income by type and size of farm and  
by tenure status, with cross-  
classification and averages by size,  
type and composition of family and  
by type and source of income and  
expenditure, and by size of annual  
increase or decrease in total  
family income and net farm income,  
by States and type-of-farming areas

Distribution of number of farm  
operator families by size of total  
purchases, purchases for production  
purposes and purchases for family  
living by type and size of farm,  
by tenure status, and by size of  
total family income and net farm  
income with cross-classifications  
and averages by size, type and  
composition of family and by type  
and industrial category of purchase  
or other expenditure, by States and  
type-of-farming area

Distribution of number of farm  
laborer families by size of total  
purchases with averages by size,  
type and composition of family, by  
size of total family income and by  
type and industrial category of pur-  
chase or other expenditure, by States  
and type-of-farming area

Distribution of number of farm  
families by size of total savings  
with averages by size of total  
family income, by type, size and  
composition of family and by type  
of saving, by States and type-of-  
farming area

Statistical information relating to  
agriculture, now compiled and published  
by BAE or other agencies

: Other important subjects for  
: which current statistical series  
: not now available

FARM INCOME, EXPENDITURES AND COSTS (Cont.)

:  
: Distribution of number of farm  
: families by size of total debt with  
: cross-classification and averages  
: by size of total family income, by  
: type, size and composition of family  
: and by type of debt, by States and  
: type-of-farming area

Production Expenses:

Production expenses of farm operators, total:  
and per farm, by States, annually 1/  
Net rent for landlords living on farms  
and landlords not living on farms, by  
States, annually  
Farm mortgage interest, by States,  
annually  
Taxes, by States; real and personal separate-  
ly, U. S., annually  
Cash wages and value of perquisites,  
by States, annually  
Cash wages to hired laborers living on  
farms and those not living on farms, U.S.,  
annually  
Value of perquisites to hired laborers  
living on farms and those not living on  
farms, U.S., annually  
Expenditures and maintenance or  
depreciation, for buildings (operators'  
dwellings and service buildings), by  
States, annually  
Expenditures and maintenance or  
depreciation, for motor vehicles (autos,  
trucks and tractors), by States, annually  
Expenditures and maintenance or  
depreciation, for other machinery and  
equipment, by States, annually  
Feed purchased, by States, annually  
Livestock purchased, by States, annually  
Fertilizer and lime, by States, annually  
Operation of motor vehicles, by auto,  
truck and tractor, by States, annually  
Miscellaneous operating expenses for:  
blacksmith and hardware, containers,  
operation of gasoline and steam engines,  
crop insurance, dairy supplies,  
electricity (excluding irrigation),  
insurance (fire, wind and hail); ginning,  
greenhouse and nursery supplies, grazing,  
horses and mules, short-term interest to  
banks, short-term interest to other  
agencies, insecticides, irrigation,  
seeds, tolls (sugarcane, sorgo sirup),  
twine and veterinary charges and medicine,  
by States, annually

: Compensation for injuries to hired  
: workers, by States, annually  
: Costs of hired hauling and custom  
: work, by States, annually

Statistical information relating to  
agriculture, now compiled and published  
by BAE or other agencies

Other important subjects for  
which current statistical series  
not now available

FARM INCOME, EXPENDITURES AND COSTS (Cont.)

Costs:

Farm production cost indexes, for 14 types  
of farms, U.S., annually  
Total production inputs, and inputs per  
unit of output, U.S., annually  
Production Inputs of Farm Power, Machinery,  
and Labor: Total and per Unit of Farm  
Output, U. S., annually  
Prices Received and Prices and Wages Paid,  
by 14 types of family-operated farms,  
annually.  
Operating Expense per unit of Production,  
by 14 types of family-operated farms,  
annually  
Operating expense, rent and interest paid,  
and operator's net farm income (percent of  
gross farm income), by 14 types of family-  
operated farms, annually

FARM MECHANIZATION, PRACTICES, AND MISCELLANEOUS DATA

By Bureau of Agricultural Economics

Farm Mechanization:

Number of Tractors, Trucks, Automobiles,  
Combines, Corn Pickers, and Milking Machines  
on Farms, U.S., Jan. 1, annually  
Mechanization and Size of Farm, Total acres  
and quantity of machinery and power used  
per farm, by 14 types of family-operated  
farms, annually  
Number of Tractors and workstock on Farms,  
by State groups, Census years 1910-40, and  
1945-47.  
Inventory Values of Farm Horses and Mules,  
and Farm Machinery, U. S., Jan. 1,  
annually  
Corn for Grain: Proportion machine-picked,  
by State groups, 1938, 1943, and 1946.  
Wheat and oats: Proportion harvested by  
combine-harvester and binder-thresher  
methods, by State groups, 1938 and 1945  
Hay: Percentage of Hay Cut with Tractor  
Mowers by State groups, 1939 and 1944  
Hay: Percentage baled with stationary and  
pick-up balers, by State groups, 1939 and  
1944.

Farm Practices:

Tons of commercial fertilizers consumed  
by States, annually

Acres of land by crops and pasture  
to which fertilizer, liming materials,  
manure, green manure, and various  
conservation practices were applied,  
by States, annually

Statistical information relating to  
agriculture, now compiled and published  
by BAE or other agencies

Other important subjects for  
which current statistical series  
not now available

FARM MECHANIZATION, PRACTICES, AND MISCELLANEOUS DATA (Cont.)

Other Data:

Farm Output, Gross farm production and  
important components, U.S., census geographic  
divisions and 14 types of farms, annually  
Volume and index of farm production,  
annually  
Index of size of aggregate farm enterprise  
by major farming areas, annually  
Volume and index of farm marketings, by  
States, annually  
Total cropland and crop production per acre,  
by geographic divisions and U.S., annually.  
Crop yields, combined average yields of  
major crops, by 14 types of family-operated  
farms.

Volume and index of farm purchases  
for production and family living,  
by States, annually  
Volume and index of home consumption,  
by States, annually  
Distribution of farm assets by size  
and type of farm, by States, annually

By Other Agencies

Autos, trucks, and tractors, number on farms  
by year of latest model, by counties,  
quinquennially, Bureau of the Census

Implements and machinery, number of farms  
reporting and value, quinquennially,  
Bureau of the Census

Commercial fertilizer and liming materials  
bought, tons and cost, decennially,  
Bureau of the Census

Consumption of commercial fertilizer mixtures  
and separate materials, tons, by States,  
Regions, and U.S., annually, with breakdown  
for January-June, and July-December,  
B.P.I.S. and A.E.

Principal fertilizer grades and kinds of  
materials consumed as such, by States,  
regions, and U. S., annually, B.P.I.S. and  
A. E.

Consumption of plant food (nitrogen,  
phosphoric acid, and potash) in mixed  
fertilizers and all fertilizers, tons, by  
States, Regions, and U. S., annually,  
B.P.I.S. and A.E.

Sales of agricultural lime and phosphate  
rock, quantity and value, U.S., Bureau of  
Mines

Consumption of agricultural liming  
materials on farms by States, annually,  
PMA

Statistical information relating to : Other important subjects for  
 agriculture, now compiled and published : which current statistical series  
 by BAE or other agencies : not now available

MARKETING AND TRANSPORTATION

By Bureau of Agricultural Economics

Marketing Facilities:

Quantity of some fruits and vegetables : Trucks by number, age, size, type,  
processed for important States, annually : type of ownership, by local assembly  
 : and intermarket, by commodity hauler  
 : by counties for local assemblers,  
 : quinquennially, by States, for inter-  
 : market movement annually  
 : Railroads: number of cars, by size,  
 : type used, and condition, U.S.  
 : annually.  
 : Bin and piling space in local assem-  
 : bly points by type and by commodity,  
 : for counties and cities, annually.

Charges, Costs, Profits and Operations:

Price spreads--Foods--47 items and 10 :  
groups, monthly, U.S. average; Cotton-- :  
group of 42 clothing and household items :  
quarterly and semi-annually, U.S.; :  
wool-- :  
group of 22 items, quarterly and semi- :  
annually, U.S. (suspended during the war :  
and not yet resumed because BLS is :  
unable to make basic price data available :  
on account of lack of help); tobacco-- :  
group of 4 major products, U.S. annually :  
National marketing bill for farm food, :  
including aggregate retail cost, annually :  
U.S. :  
Bread margins--margins of miller and baker :  
monthly, U.S. average. :  
Flour miller's margin for flour and feed :  
per barrel of flour, annually, U.S. :  
Cottonseed crushing mill margins, monthly, :  
concurrent and lagged, and crop years. :  
Not published since 1945. :  
Rail freight rates on farm products :  
Crop-year index numbers developed from :  
about 300 point-to-point quotations for :  
cattle, hogs, sheep, all livestock, wheat :  
cotton, citrus, apples, other deciduous :  
fruit, all fruits, potatoes, other truck :  
crops, and all fruits and vegetables, :  
U.S. annually. (Suspended since 1941, :  
plan to bring series up to date during :  
1948) :  
Unit labor costs and hourly earnings : Commodity and agency detail on unit  
in food marketing, Annual indexes, U.S. : labor costs and hourly earnings in  
Profits of selected corporations : food marketing, annually.  
engaged in food and tobacco marketing, : Marketings of farm foods, annual in-  
U.S., annually. Compiled from data : dexes, by commodity groups.  
published in Moody's Industrials : Labor productivity indexes for food  
 : marketing.

Statistical information relating to  
agriculture, now compiled and published  
by BAE or other agencies

Other important subjects for  
which current statistical series  
not now available

MARKETING AND TRANSPORTATION (Cont.)

: Inventory of principal commodities,  
: by grades, classes, qualities, etc.  
: annually for all principal markets  
: Price differentials between grades and  
: markets, by principal commodities,  
: monthly for all principal markets.  
: Wastes and other losses by principal  
: commodities, for principal market  
: channels, annually and seasonally.  
: Government aids and restrictions on  
: marketings by gross amounts and rates  
: of payment, for principal commodities  
: and services, U.S., State and local,  
: annually.  
: Import duties, export bounties, quotas,  
: etc. by gross amounts and rates of  
: payment for all commodities, U.S.  
: and foreign, annually  
: Business failures for agricultural  
: marketing firms by type of firm, by  
: States, annually

By Other Agencies

Class I railroad freight volume and  
revenue in fair detail, annually and month-  
ly. Interstate Commerce Commission  
Inland waterway traffic, annual data.

Board of Engineers for Rivers and Harbors  
War Department.

Federal excise taxes in food and tobacco  
marketing, U.S. monthly, Bur. of Internal  
Revenue

Statistics of Income, showing summary data  
for specified groups of corporations, such  
as meat-packing, bakery products, cotton  
goods manufacturing, annually, U.S. Bur.  
of Internal Revenue.

Net worth and net income for specified  
groups of corporations, annually, some  
information quarterly. National City Bank  
of New York.

Productivity and unit labor cost in  
selected manufacturing industries, annual  
U.S. Selected industries include food  
manufacturing industries, cotton goods  
industry, woolen and worsted goods,  
tobacco products and boots and shoes,  
Bureau of Labor Statistics.

Number of persons engaged in production  
adjusted to full-time equivalent, wages  
and salaries, average annual earnings per  
full-time workers and active proprietors  
of unincorporated businesses, by industry  
groups, Bur. of Foreign and Domestic  
Commerce.



-----  
 Statistical information relating to : Other important subjects for  
 agriculture, now compiled and published : which current statistical series  
 by BAE or other agencies : not now available  
 -----

MARKETING AND TRANSPORTATION (Cont.)

Corporate profits before Fed. and State  
 income and excess profits taxes, by  
 industry groups, Annually, U.S. Bur. of  
 Foreign and Domestic Commerce.  
 Federal and State corporate income and  
 excess profits taxes, by industry groups,  
 annually, Bur. of Foreign and Domestic  
 Commerce.  
Personal consumption expenditures, by type  
 of product, annually, U.S. Bureau of  
 Foreign and Domestic Commerce  
Cotton mill margins, monthly, U.S.  
 Production and Marketing Admin., USDA  
Business population. - Operating businesses  
 and business turn-over, by quarters, Bur.  
 of Foreign and Domestic Commerce  
Business failures and liability, for  
 specified food manufacturing industries,  
 textile manufacturing industries, retail  
 and wholesale trade, quarterly, U.S.  
 Bur. of Foreign and Domestic Commerce.  
Standard ratios for retailing, by type of  
 store, U.S., 1935, 1936 and 1939. Typical  
 ratios. Bur. of Foreign and Domestic  
 Commerce  
Retail sales, by kinds of business, monthly.  
 Includes sales of grocery and combination  
 stores, other food stores, general stores,  
 eating and drinking places, etc. Bur. of  
 Foreign and Domestic Commerce  
  
Wholesale trade, Bur. of the Census,  
 Census of Business. The following listings  
 are from 1939 Census. Similar data available  
 in 1929 and 1935 Censuses. (Note- Major  
 types of operation are:  
 Service and limited-function wholesalers,  
 of which wholesale merchants are most  
 important, Manufacturers' sales branches,  
 Manufacturers' sales offices, Agents and  
 brokers, and Assemblers. "Kind of Business"  
 indicates classifications based on broad  
 commodity lines or merchandise. Commodity  
 trades as used here indicate further  
 break-down of commodity lines, such as  
 grain, cotton, dairy products, etc.)

Statistical information relating to	:	Other important subjects for
agriculture, now compiled and published	:	which current statistical series
by BAE or other agencies	:	not now available

MARKETING AND TRANSPORTATION (Cont.)

Number of wholesale establishments, by States, by type of operation, and by kind of business. Numbers also available by counties and cities of 5,000 or more without further classification. Tables also include number of proprietors, sales, operating expense, employees and pay rolls.

Employment in wholesale trade, by States monthly, by sex and kind of business. Employment and pay rolls by occupational groups, by geographic divisions.

Distribution of sales by class of customer: by type of operation, by kind of business, by commodity trades, for specified large cities.

Commodity sales of wholesalers, by geographic divisions and for 5 specified cities, by type of operation, kind of business, and by commodity trades.

Cash-credit analysis of sales of wholesalers, by type of operation, kind of business, and commodity trades.

Wholesale merchants classified by size of business, by geographic divisions, by kind of business, and by commodity trades showing number of establishments, sales, operating expenses, proprietors, employees and pay roll.

Operating cost break-down for wholesale merchants, by geographic divisions and for large cities, by kind of business and by commodity trades.

Local assembly plants, by number of establishments, value of sales, operating expense, employees, pay roll, and stocks on hand at end of year, by kind of business, by States.

Number of wholesale establishments by States, counties and cities of 5,000 or more

Number of processing establishments operated, by States, quinquennially before 1919, biannually 1919-39. Number of employees, pay roll, and value of products also given. Census of Manufactures.

-----  
 Statistical information relating to : Other important subjects for  
 agriculture, now compiled and published : which current statistical series  
 by BAE or other agencies : not now available  
 -----

MARKETING AND TRANSPORTATION (Cont.)

Distribution of manufacturers' sales by :  
classes of customers, 1929, 1935 and 1939 :  
U.S. Census of Business. :

Retail Trade. - Bur. of the Census, Census :  
of Business. Listings are from 1939 :  
Census. Similar data available in Censuses :  
of 1929 and 1935. :

Number of stores, sales, active proprietors: :  
of unincorporated businesses, :  
employees and pay rolls, by major types :  
of business groups, by States, counties :  
and each city of more than 2,500. Same :  
data available by kind of business--- :  
grocery stores, dairy products stores, :  
etc.--by States and for cities of more :  
than 10,000 population. :

Commodity sales by States and for cities :  
of over 500,000, by kind of business. :

Analysis of sales, by kinds of business, :  
by States. :

Retail stores, by type of operation, by :  
States and for cities of 500,000 or more, :  
showing number, sales, personnel, pay :  
roll and stocks, by kind of business. :

Legal forms of operation, by States--- :  
stores, sales, personnel and pay roll, :  
all kinds of business combined. :

Monthly employment by sex of employees, :  
by kind of business, by States and for :  
cities of 500,000 or more. :

Cash-credit sales and analysis of credit :  
sales, by kinds of business, by States :  
and for cities of 500,000 or more. :

Chain stores, by size of store, by kinds of :  
business, number of stores, sales, person- :  
nel and pay roll. Similar data for States :  
and geographic divisions for all kinds of :  
businesses combined. :

Chain store warehouses, by kinds of :  
business, showing personnel, pay roll, :  
sales, accounts receivable, and stock, :  
U.S. Similar data by States and geo- :  
graphic divisions for all kinds of busi- :  
ness combined. :

Chain store central offices, by kinds of :  
business, U.S. :

Independent stores-- number, sales, per- :  
sonnel, and pay roll, by kinds of business, :  
U.S. and for States and geographic divi- :  
sions for all kinds of business combined. :

Cities ranked by size of retail sales- :  
Includes cities of 25,000 or more. :

\* NATIONAL AGRICULTURAL LIBRARY



1022200944

NATIONAL AGRICULTURAL LIBRARY



1022200944