



AgEcon SEARCH
RESEARCH IN AGRICULTURAL & APPLIED ECONOMICS

The World's Largest Open Access Agricultural & Applied Economics Digital Library

This document is discoverable and free to researchers across the globe due to the work of AgEcon Search.

Help ensure our sustainability.

Give to AgEcon Search

AgEcon Search
<http://ageconsearch.umn.edu>
aesearch@umn.edu

*Papers downloaded from **AgEcon Search** may be used for non-commercial purposes and personal study only. No other use, including posting to another Internet site, is permitted without permission from the copyright owner (not AgEcon Search), or as allowed under the provisions of Fair Use, U.S. Copyright Act, Title 17 U.S.C.*

U.S Department of Agriculture
Agricultural Outlook Forum 2004
February 19 & 20, 2004

A FIRST LOOK AT THE 2002 CENSUS OF AGRICULTURE

Ron Bosecker
National Agricultural Statistics Service



A First Look at the 2002 Census of Agriculture

**Ron Bosecker
February 19, 2004**

National Agricultural Statistics Service

Preliminary Data Reported



Farms

Number of Persons Living in Household

Land in Farms

**Number of Households Sharing in Net Income
of Farm**

Farms by Size

Farms by Value of Sales

**Principal Operator by Primary Occupation
and Days of Work Off Farm**

Farms by Type of Organization

Average Age of Principal Operator

**Total Operators & Total Women
Operators**

Diversity of Operators

Preliminary data show there are ...

**2.13 million
farms and ranches
in the United States**

**939.5 million acres
of land in farms
in the United States**

**816,329 Women operators
36,452 Black operators
24,313 American Indian or Alaska Native operators
13,152 Asian operators
1,682 Native Hawaiian or Other Pacific Islander operators**

NASS

Total Number of Farms



2002

1997

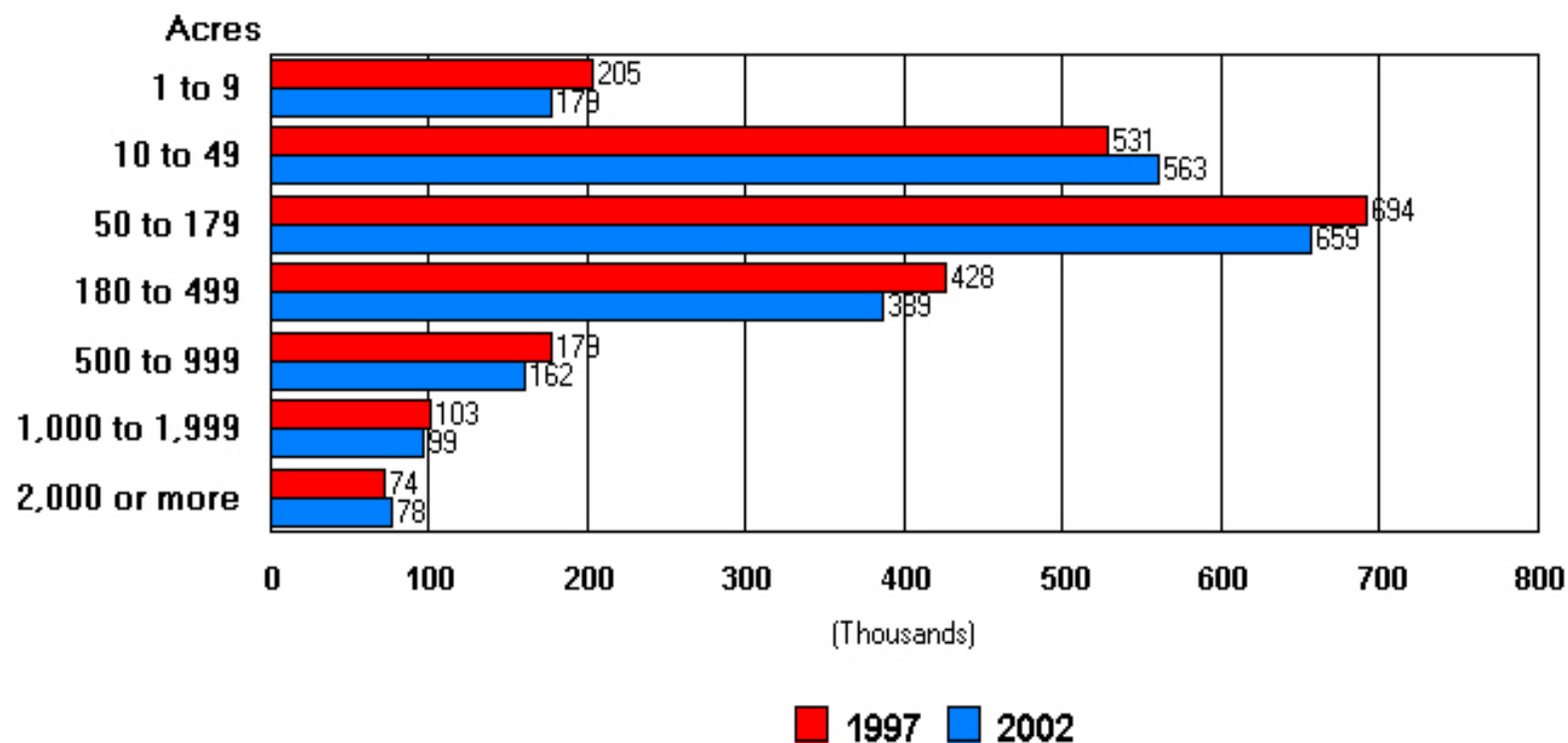
Farms.....	2,129,226	2,215,876
------------	-----------	-----------

Land in Farms ...	939.5	954.8
(million acres)		

Farms by Size



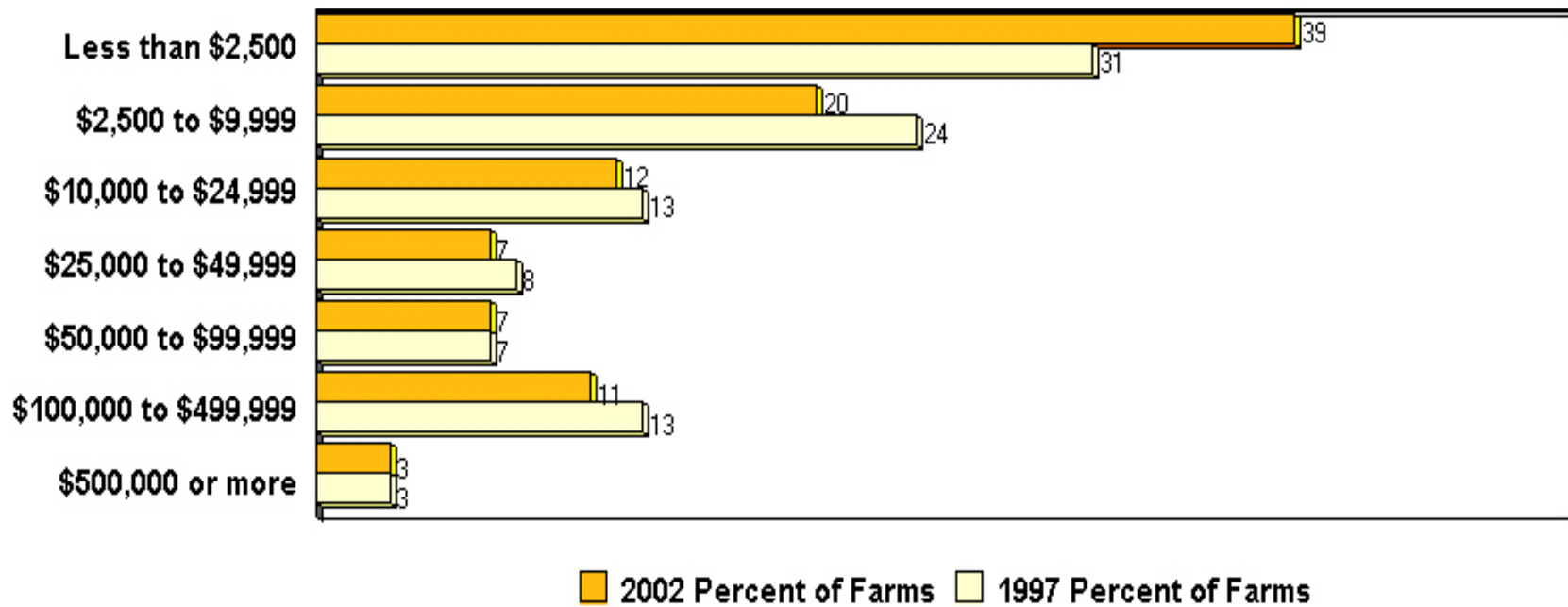
Farms by Size: 1997 & 2002



Farms by Value of Sales*

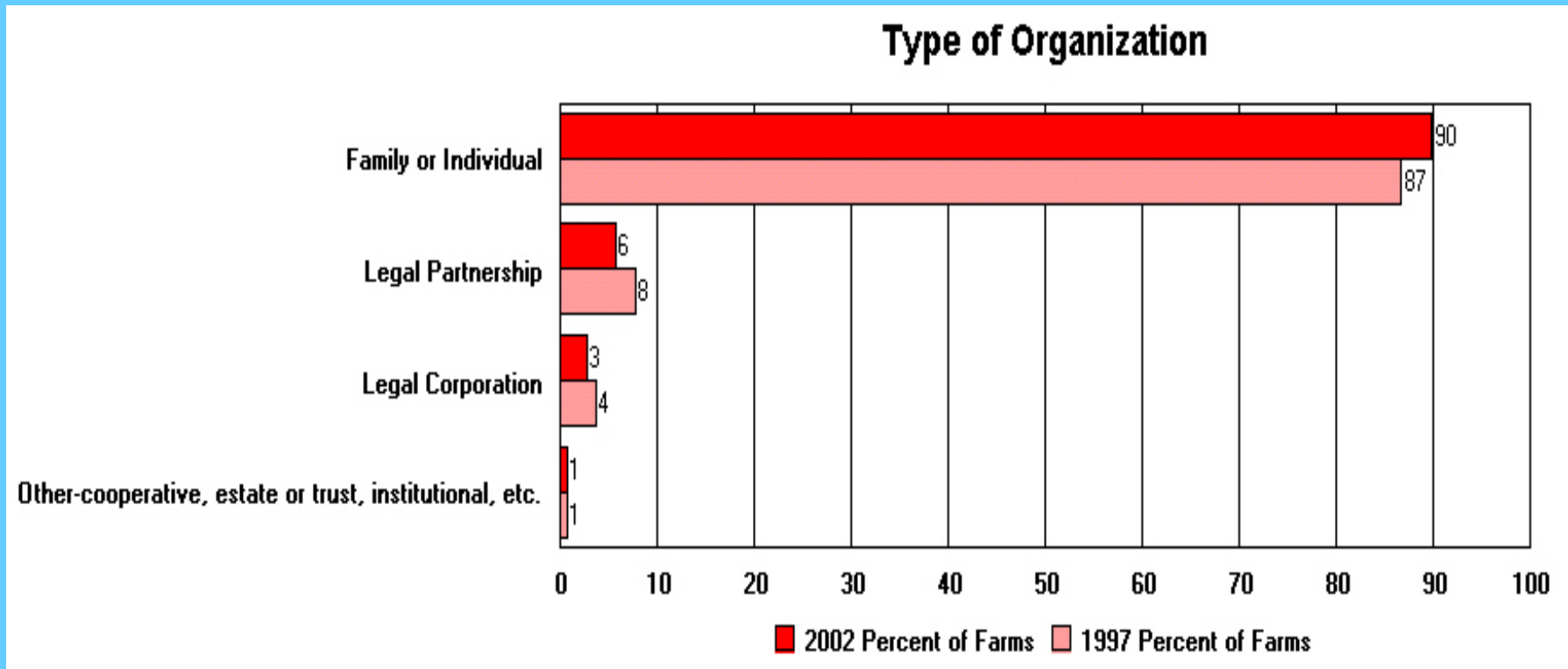


Distribution of Farms by Sales



* Adjusted for 2002 and 1997

Farms by Type of Organization*

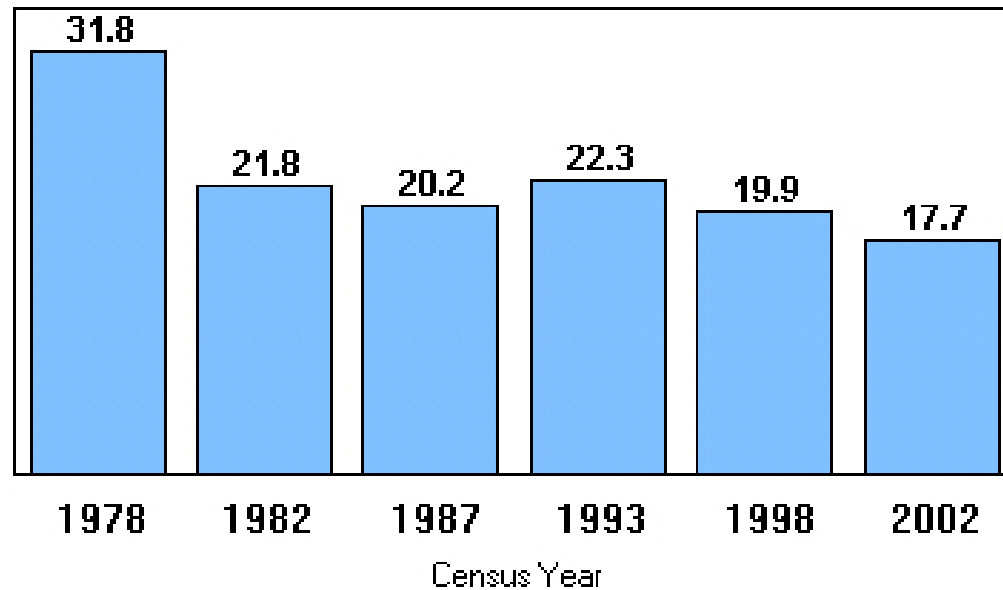


* Adjusted for 2002 and 1997

Puerto Rico Results



Number of Farms: 1978 - 2002
(Thousands)



Preliminary Census of Agriculture Data



Preliminary census of agriculture data for US and State Historical Highlights will be available on the NASS Web site and limited print format.

Complete tabulated census of agriculture data for the US, States, and the 3,000 plus counties will be made available in June 2004 in both electronic and print format.

Introduction of Speakers

- Rich Allen, Deputy Administrator,
USDA NASS
- Jill Findeis, Professor of Agricultural,
Environmental and Regional
Economics, and Demography,
Penn State University
- Bob Hoppe, Agricultural Economist,
USDA ERS