



AgEcon SEARCH
RESEARCH IN AGRICULTURAL & APPLIED ECONOMICS

The World's Largest Open Access Agricultural & Applied Economics Digital Library

This document is discoverable and free to researchers across the globe due to the work of AgEcon Search.

Help ensure our sustainability.

Give to AgEcon Search

AgEcon Search
<http://ageconsearch.umn.edu>
aesearch@umn.edu

*Papers downloaded from **AgEcon Search** may be used for non-commercial purposes and personal study only. No other use, including posting to another Internet site, is permitted without permission from the copyright owner (not AgEcon Search), or as allowed under the provisions of Fair Use, U.S. Copyright Act, Title 17 U.S.C.*

California Department of Food and Agriculture

Agricultural Commissioners' Crop Reports

Los Angeles County

2000 & 2002-2004



The Los Angeles Wholesale Produce Market

Los Angeles County

Agricultural Commissioner/
Weights and Measures Department



Year 2000

Crop and Livestock Report

In the late 1800's, the wholesale distribution of fruits and vegetables in Los Angeles County had its beginning in downtown Los Angeles at the old plaza located near Olvera Street. Local farmers would bring in their produce daily by horse and wagon and offer it for sale. Customers strolled among the horses and wagons purchasing fruits and vegetables. For years the market place flourished. It was the place where everyone in the County came to buy fresh produce. Over time, as the population of the County of Los Angeles expanded and a greater percentage of products came from points outside the immediate Los Angeles area, the inadequacy of maintaining a market away from railroad facilities became apparent. Around 1901, the city leased some property at Third Street and Central Avenue to alleviate the problem. However, the distributors decided that their needs would be better served by a privately owned company. In 1903, they formed the **Los Angeles Market Company**, took over the city lease and constructed sheds on the site to house the operations of the distributors. In 1909, Southern Pacific Railroad, wanting to expand its rail terminal facilities, exchanged property located at Sixth and Alameda Streets for the Third Street site and the produce market moved to the new location in 1909. However, not all of the distributors moved to the new quarters. A new market, known as the **City Market Company of Los Angeles**, was incorporated in April of 1909. This market, one of the oldest in the County of Los Angeles, encompasses ten acres and is located on San Pedro Street between Ninth and Twelfth Streets.

In 1918, the **Los Angeles Market Company** constructed elaborate marketing facilities on a site located at Seventh Street and Central Avenue. The following year the market had financial difficulty and was acquired by the Los Angeles Union Terminal Company, a subsidiary of Southern Pacific Railroad. The Railroad Company moved the market from the Sixth and Alameda Street location to the Seventh Street and Central Avenue location.



The Plaza

Commonly known as the Seventh Street Market, the produce section covers 12 acres, has railroad facilities, and is now called the Terminal Market. In 1986, construction was completed on a new facility, the Los Angeles Wholesale Produce Market. Located on Olympic Boulevard and between Central Street and Alameda Avenue. The market encompasses 30 acres and is separated from the Terminal Market by Eight Street.

Today, Los Angeles County has two wholesale produce markets and a total of **740** licensed wholesalers and brokers to handle the volume. Although a large volume of California's fruits and vegetables are shipped directly to the Los Angeles metropolitan area from farmers throughout the State, approximately 60% transits through the Los Angeles wholesale produce markets. The Los Angeles wholesale produce markets easily rank first in the nation on quality and variety of products. Each year more than 95,000 carload equivalents of produce are handled which include more than 80 different fruit and vegetable commodities and numerous varieties of each. The Los Angeles wholesale produce markets play a key role in distributing California's agricultural products along with fresh fruits and vegetables from over 32 states and 20 foreign countries.



Cato R. Fiksdal
Agricultural Commissioner/
Director of Weights and Measures

Robert G. Atkins
Chief Deputy

William J. Lyons, Jr., Secretary
California Department of Food and Agriculture

and

the Honorable Board of Supervisors
County of Los Angeles

Michael D. Antonovich, Mayor - Fifth District

Gloria Molina - First District

Yvonne Brathwaite Burke - Second District

Zev Yaroslavsky - Third District

Don Knabe - Fourth District

2000 CROP AND LIVESTOCK REPORT

The gross value of agricultural crops and products in Los Angeles County increased 8% in 2000 to **\$268,200,000**. This is the 7th time in 8 years that agricultural production has increased after several years of declines. As in the last few years, the increase is driven for the most part by the continuing expansion of food production in the Antelope Valley. Acreage in the categories, Vegetables, and Fruit and Nuts, increased significantly, 28% and 15% respectively. Values increasing over 30%. Also contributing was the inclusion, for the first time since 1994, of figures for Livestock and Poultry, with a value of \$1,770,000.

Ornamental nursery production continues to be our leading crop, but despite a strong market, value is down 6%, based on a decrease in acreage and green house space of approximately 10%. Causes for this decline include consolidations in the industry, the growth of large chain store nurseries, and the high cost of land in Los Angeles County. The presence of the Glassy Winged Sharpshooter could also be a factor.

In spite of being one of the largest metropolitan areas in the country, Los Angeles County produces 25 different crops, of which 16 are on the Million Dollar list: ornamental trees and shrubs, bedding plants, root vegetables, dry onions, peaches, alfalfa hay, foliage indoor plants, herbs, dairy products, ground covers, strawberries, flowering indoor plants, poultry, rangeland, vine crops and table greens.

Finally, I want to express my sincere appreciation to all the producers and individuals who provided information for this report, particularly the compilers, Richard Sokulsky, Deputy Agricultural Commissioner and Julia Chen, Staff Assistant.

Respectfully submitted,

Cato R. Fiksdal
Agricultural Commissioner/
Director of Weights and Measures

This annual publication presents statistical information on acreage, yield and gross value of agricultural products produced in Los Angeles County. This is in accordance with Sections 2279 and 2279 of the California Food and Agricultural Code. The production values in this report represent gross values and do not reflect the cost of production, net income or loss to producers.

Million Dollar Commodities

1.	Ornamental Trees and Shrubs	\$ 123,563,000
2.	Bedding Plants	32,002,000
3.	Root Vegetables	28,011,000
4.	Dry Onions	20,050,000
5.	Peaches	20,009,000
6.	Alfalfa Hay	6,081,000
7.	Indoor Plants, Foliage	4,594,000
8.	Herbs	3,770,000
9.	Dairy Products	2,445,000
10.	Ground Covers	2,392,000
11.	Strawberries	2,346,000
12.	Indoor Plants, Flowering	2,174,000
13.	Poultry	1,614,800
14.	Rangeland	1,510,000
15.	Vine Crops	1,328,000
16.	Table Greens	1,290,000



L.A. County Fair Agricultural Building, Pomona, 1932. The year Los Angeles hosted the Olympics.

Summary - 2000 Agricultural Crops

Commodity	Green House Sq. Ft.	Fields Acres	Value
Nursery Products	8,879,200	1,814	\$169,426,000
Vegetable Crops	---	11,670	\$56,307,000
Fruits and Nuts	---	2,261	\$28,113,000
Field Crops	---	9,053	\$8,756,000
Cut Flowers and Decoratives	210,000	96	\$759,000
Livestock and Poultry			\$1,770,000
Apiary, Livestock and Poultry Products			\$3,059,000
Subtotal			\$268,190,000
Forest Products			\$10,000
Total	9,089,200	34,894	\$268,200,000

Total Agricultural Crop Value: \$268,200,000



The City Market, 1926, corner of 9th Street and San Pedro Street

Nursery Products

Item	Year	Green House Sq. Ft.	Field Acres	Total Value
Ornamental Trees and Shrubs	2000	6,929,300	1,352	\$123,563,000 ▼
	1999	8,189,786	1,516	131,030,000
Bedding Plants	2000	1,180,800	83	\$32,002,000 ▼
	1999	1,247,473	84	32,465,000
Indoor Plants, Foliage	2000	194,000	.01	\$4,594,000 ▼
	1999	422,180	.13	5,850,000
Indoor Plants, Flowering	2000	194,200	4	\$2,174,000 ▲
	1999	130,850	.13	892,000
Ground Covers	2000	241,300	25	\$2,392,000 ▲
	1999	589,250	22	1,524,000
Miscellaneous	2000	139,600	350	\$4,701,000 ▼
	1999	168,398	431	8,043,000
Includes vegetable plants, bonsai plants, sod, palm trees and cacti.				
TOTAL	2000	8,879,200	1,814	\$169,426,000 ▼
	1999	10,747,937	2,053	179,804,000



The City Market, 1926

Vegetable Crops

Crop	Year	Acreage	Production		Unit	Value	
			Per Acre	Total		Per Unit	Total
Dry Onions	2000	2,310	29.98	69,250	Ton	\$289.5	\$20,050,000 ▲
	1999	2,210	30.54	67,500		198	13,365,000
Root Vegetables	2000	8,132	Includes carrots, potatoes, radishes and				\$28,011,000 ▲
	1999	5,508	daikon.				21,205,000
Herbs	2000	555	Includes cilantro, parsley and other herbs.				\$3,770,000 ▲
	1999	536					3,171,000
Table Greens	2000	151	Includes leaf lettuce, spinach and oriental				\$1,290,000 ▼
	1999	207	specialties.				1,490,000
Vine Crops	2000	172	Includes cucumbers, pumpkins, tomatoes,				\$1,328,000 ▼
	1999	286	squashes, melons and green beans.				1,502,000
Miscellaneous	2000	350	Includes leeks, sweet corn, green onions				\$1,858,000 ▼
	1999	343	and other vegetables.				1,929,000
TOTAL	2000	11,670					\$56,307,000 ▲
	1999	9,090					42,662,000



The City Market, 1910

Fruit and Nut Crops

Crop	Year	Acreage	Production		Unit	Value	
			Per Acre	Total		Per Unit	Total
Peaches	2000	1,201	17.5	21,000	Ton	\$952	\$20,009,000 ▲
	1999	1,000	16.0	16,000		869	13,904,000
Strawberries	2000	126	19.8	2,504	Ton	\$937	\$2,346,000 ▼
	1999	124	24.0	3,020		1,173	3,542,000
Grapes	2000	100	6.0	600	Ton	\$750	\$450,000 ▲
	1999	79	6.0	474		735	348,000
Cherries	2000	150	0.75	112	Ton	\$3,013	\$338,000 ▲
	1999	150	0.7	105		3,000	315,000
Avocados	2000	47	4.1	193	Ton	\$1,505	\$291,000 ▲
	1999	41	1.7	70		2,452	172,000
Pears, Bartlett	2000	25	8.5	212	Ton	\$1,303	\$276,000 ▼
	1999	30	9.0	270		1,200	324,000
Apples	2000	321	4.0	1,280	Ton	\$201	\$257,000 ▼
	1999	301	3.3	975		862	840,000
Miscellaneous	2000	291	Includes nectarines, pistachios, plums,				\$4,146,000 ▲
	1999	125	Asian pears, citrus, and other fruits.				954,000
TOTAL	2000	2,261					\$28,113,000 ▲
	1999	1,960					20,999,000



The City Market, 1947

Field Crops

Crop	Year	Acreage	Per Acre	Production		Value	
				Total	Unit	Per Unit	Total
Alfalfa Hay	2000	6,165	8.24	50,796	Ton	\$120	\$6,081,000 ▲
	1999	6,056	8.0	48,476		105	5,090,000
Grain Hay	2000	1,900	3.5	6,650	Ton	\$118	\$785,000 ▲
	1999	1,800	3.8	6,700		117	784,000
Rangeland	2000	200,295	* Acreage excluding stubble.				\$1,510,000 ▲
	1999	200,335					1,411,000
Miscellaneous	2000	988 *	** Value includes oat hay, sudan hay, irrigated pasture and grazing privileges on stubble.				** \$380,000 ▲
	1999	1,060 *					** 347,000
TOTAL	2000	9,053 ***	*** Excluding rangeland and stubble.				\$8,756,000 ▲
	1999	8,916 ***					7,632,000



Grain Combine in Santa Fe Springs, 1915

Cut Flowers & Decoratives

Item	Year	Green House Sq. Ft.	Field Acres	Quantity		Per Unit	Value
				Sold	Unit		Total
Christmas Trees	2000		31	4,700	Tree	\$39.4	\$185,000 ▼
	1999		67	9,155		31	284,000
Pompom	2000	100,000		62,000	Bunch	\$1.69	\$105,000 ▼
	1999	100,000		70,500		2	141,000
Miscellaneous	2000	110,000	65	Includes lilacs, gypsophila, mums, delphinium, gladiolus other cut flowers.			\$469,000 ▼
	1999	117,608	68				561,000
TOTAL	2000	210,000	96				\$759,000 ▼
	1999	217,608	135				\$986,000



Bodger Seed Company's Aster Fields in El Monte, 1929

Forest Crops

Item	Year	Value
Firewood *	2000	\$10,000 ▼
	1999	\$15,000

* Figures obtained from Angeles National Forest Service.

Livestock and Poultry

Item	Year	Production	Total Live Weight	Unit	Per Unit	Value Total
Poultry	2000	Including ducks, chickens and turkeys.				\$1,614,800
Beef Cattles	2000	99		Head	\$623	\$61,700
Horses	2000	34		Head	\$1,250	\$42,500
Hogs	2000	293	279	Cwt.	\$123	\$34,300
Miscellaneous	2000	Including sheep, goats and rabbits.				\$16,700
TOTAL	2000					\$1,770,000

Apiary, Livestock & Poultry Products

Item	Year	Production	Unit	Per Unit	Value Total
Dairy Products	2000	Including milk, goat milk and chicken eggs.			\$2,445,000
Honey	2000	862,941	Lb.	.65	\$561,000 ▼
	1999	1,575,900		.56	883,000
Beeswax	2000	27,212	Lb.	\$1.90	\$52,000 ▲
	1999	9,758		\$2.65	26,000
Pollination	2000	21	Hive	\$40	\$1,000 ▼
	1999	102		25	3,000
Total	2000				\$3,059,000 ▲
	1999				912,000

Sustainable Agriculture Reporting

ORGANIC FARMING STATISTICS

Crops	Estimated Acres	
	2000	1999
Apples	9	24
Avocados	27	35
Carrots	300	300
Cherries	4	20
Citrus	26	20
Grapes	30	50
Herbs <i>(including sprouts)</i>	9	10
Nectarines	4	4
Peaches	6	10
Asian Pears	4	5
Pears	4	2
Pistachios	10	10
miscellaneous Trees	9	17
Vegetables <i>(including oriental vegetables & lettuce)</i>	29	30
Total	471	537

Year	Farms	Acres
2000	35	471
1999	30	537

Biological Control Activities

<u>Pest</u>	<u>Agent/Mechanism</u>	<u>Scope of Programs</u>
Mediterranean Fruit Fly	Sterile releases	15,922,638,000 sterile Medflies released

Pest Detection Activities

<u>Pest</u>	<u>Number of Traps</u>		<u>Specimens Trapped</u>
	<u>Pest Detection</u>	<u>Pest Eradication</u>	
Mediterranean Fruit Fly	5,010	0	0
Melon Fly	4,994	740	1
Oriental Fruit Fly	4,994	325	23
Mexican Fruit Fly	4,973	400	1
Gypsy Moth	3,700	100	1
Japanese Beetle	2,600	500	9
Khapra Beetle	310	0	0
European Pine Shoot Moth	13	0	0
European Corn Borer	12	0	0
Guava Fruit Fly	4,994	100	4
TOTAL	31,600	2,165	39

Pest Eradication Activities

<u>Pest</u>	<u>Method</u>	<u>Scope of Program</u>
Mediterranean Fruit Fly	Continued preventative program: sterile Medfly release countywide	Approximately 15,100 million steriles released
Guava Fruit Fly (<i>Bactrocera correcta</i>)	Male annihilation treatments	1 treatment area
Oriental Fruit Fly	Male annihilation treatments	3 treatment areas
Red Imported Fire Ant	Bait treatment Under post treatment monitoring	136 properties treated 117 properties monitored

Five Year Comparison (1995 -2000)

Nursery Products

Year	Green House Sq. Ft.	Acreage	Total Value
2000	8,879,200	1,814	\$169,426,000
1999	10,747,937	2,053	\$179,804,000
1998	14,311,186	2,232	\$185,593,000
1997	13,731,486	2,185	\$171,221,000
1996	13,166,779	2,298	\$164,633,000
1995	11,792,156	2,135	\$154,688,000

Vegetable Products

Year	Acreage	Total Value
2000	11,670	\$56,307,000
1999	9,090	\$42,662,000
1998	8,822	\$39,459,000
1997	7,100	\$33,414,000
1996	4,995	\$25,560,000
1995	2,987	\$24,352,000

Fruit and Nut Crops

Year	Acreage	Total Value
2000	2,261	\$28,113,000
1999	1,960	\$20,999,000
1998	1,768	\$23,514,000
1997	1,589	\$21,268,000
1996	1,557	\$16,825,000
1995	1,613	\$15,826,000



The City Market, 1910

Five Year Comparison (1995 -2000)

Field Crops

Year	Acreage	Total Value
2000	9,053	\$8,756,000
1999	8,916	\$7,632,000
1998	9,197	\$8,891,000
1997	9,443	\$9,494,000
1996	11,335	\$9,370,000
1995	12,425	\$9,359,000

Cut Flowers & Decoratives

Green House			
Year	Sq. Ft.	Acreage	Total Value
2000	210,000	96	\$759,000
1999	218,000	135	\$986,000
1998	218,000	153	\$1,052,000
1997	167,000	188	\$1,356,000
1996	285,000	174	\$1,453,000
1995	530,000	196	\$2,221,00

Apiary, Livestock & Poultry Products

Year	Total Value
2000	\$3,059,000
1999	\$912,000 *
1998	\$1,995,000 *
1997	\$1,164,000 *
1996	\$4,277,000 *
1995	\$3,227,000 *

* Not including livestock and poultry products.

Forest Products

Year	Total Value
2000	\$10,000
1999	\$15,000
1998	\$15,000
1997	\$40,000
1996	\$134,000
1995	\$178,000



The City Market, 1910

Pest Exclusion Activities

<u>Pest Exclusion Violations Issued</u>	<u>Number of Violations Issued</u>
Infested/Presume Infested	1,791
Failure to Hold	313
Markings	299
Citrus Pests	88
Caribbean Fruit Fly	77
Burrowing and Reniform Nematodes	49
Plum Curculio and Blueberry Maggot	46
Red Imported Fire Ant	32
Ozonium Root Rot	23
Walnut and Pecan Pests	21
Japanese Beetle	15
Cherry Fruit Fly	15
European Corn Borer	10
Mexican Fruit Fly	8
Colorado Potato Beetle	8
Gypsy Moth	8
Hawaiian Fruits & Vegetables (FQ 13)	8
Sweet Potato Weevil	4
Hydrilla	3
Nut Tree Pests	2
Cereal Leaf Beetle	1
Cornstalk & Sugarcane Borer	1
Cedar Apple Rust	1
Total	<u>2,823</u>



*Terminal Market
(7th Street Market)
1960's*

Pest Exclusion Activities

<u>Pest Intercepted</u> <u>Common Name/Genus species</u>	<u>Material</u>	<u>Source*</u>	<u>Scope of Program</u> <u>Pest Interceptions</u>
A bagworm	Balsam fir	Quar	1
A gall wasp <i>Epichrysocharis burwelli</i>	<i>Eucalyptus citriodora</i>	Nurs, Det, Pub	6
A leaf roller	Foliage	Quar	1
A ribbed cocoon maker	Balsam fir	Quar	4
A ribbed cocoon maker <i>Bucculatrix</i> sp.	Balsam fir	Quar	4
A snail <i>Subulina octona</i>	Bamboo	Quar	1
A soft scale	Balsam fir	Quar	5
A thrips <i>Frankliniella</i> sp.	Cut flowers	Quar	5
A thrips <i>Thrips palmi</i>	Orchid flowers, Ti leaves	Quar	4
A weevil	Ginger, Ti leaves, Heliconia	Quar	3
A whitefly	Lalot herb, Areca palm, Lalot	Quar	6
A whitefly <i>Aleuropleurocelus</i> sp.	Psidium guava, Betle leaves	Nurs, Quar	4
Africanized honey bee <i>Apis mellifera scutellatus</i>	Artificial tree, Bee box, Tree, Colony in wall, Feral bee colony, Maintenance yard, Pepper tree, Swarm, Swarm on car, Tree, Wall, Tree trunk	Pub, Det	23
An aphid <i>Aphis</i> sp.	Orchids	Quar	1
An armored scale	Plumeria	Quar	1
Ant	Cut flowers, Poky leaves	Quar	5

Pest Exclusion Activities

<u>Pest Intercepted</u> <u>Common Name/Genus species</u>	<u>Material</u>	<u>Source*</u>	<u>Scope of Program</u> <u>Pest Interceptions</u>
Ant <i>Anoplolepis longipes</i>	Cut flowers, Ginger, Ti leaves	Quar	7
Ant <i>Brachymyrmex depilis</i> or nr	Balsam fir	Quar	2
Ant <i>Pheidole</i> sp.	Longan	Quar	5
Aphid <i>Cinara</i> sp.	Balsam fir	Quar	61
Apple snail <i>Pomacea</i> sp.	Rock out cropping	Pub	1
Australian lerp psyllid <i>Glycaspis brimblecombei</i>	Eucalyptus, <i>Eucalyptus citriodora</i> , <i>Eucalyptus rudis</i>	Nurs, Det	13
Balsam gall midge <i>Paradiplosis tumifex</i>	Balsam fir	Quar	1,389
Australian tortoise beetle <i>Trachymela sloanei</i>	Eucalyptus	Pub	1
Big headed ant <i>Pheidole megacephala</i>	Balsam fir, Basil, Cut flowers, Flower and foliage, Ginger, Dracaena, Hallucinate leaves, Litchi, Longan, Protean, Ti, Vegetables	Quar	40
Boxwood scale <i>Pinnaspis buxi</i>	Assorted greens, Cut flowers, Ti leaves, Ginger	Quar	8
Caribbean fruit fly <i>Anastrepha suspensa</i>	Guava	Quar	1
Carpenter ant	Cut torch ginger	Nurs	4
Citrus snow scale <i>Unaspis citri</i>	Citrus (lime)	Quar	1
Click beetle <i>Dipropus</i> sp.	Longan	Quar	1

Pest Exclusion Activities

<u>Pest Intercepted</u> <u>Common Name/Genus species</u>	<u>Material</u>	<u>Source*</u>	<u>Scope of Program</u> <u>Pest Interceptions</u>
Cricket	<i>Cycas revulata</i>	Quar	1
Crickets (larva)	Ti Leaves	Quar	1
Croton whitefly <i>Orchamoplatus mammaeferus</i>	Jasmine foliage, Leaves, Leis, Flower and foliage, Garland, Maile leaf, <i>Alixia olivaeformis</i>	Quar	10
Cuban snail <i>Zachrysia provisoria</i>	Dracaena, <i>Ficus benjamina</i> , Sanseveria, Schefflera	Quar	8
Date scale <i>Parlatoria blanchardii</i>	Palm frond	Quar	1
Fig wax scale <i>Ceroplastes rusci</i>	<i>Dypsis lutences</i>	Quar	1
Fire ant <i>Solenopsis geminata</i>	Limes	Quar	1
Formosan termite <i>Coptotermes formosanus</i>	Basil	Quar	1
Gall wasp <i>Aprostocetus</i> sp.	<i>Eucalyptus citriodora</i>	Nurs	1
Geometrid moth <i>Glaucina epiphysaria</i>	Basil, Poky leaves	Quar	1
Giant African snail <i>Achatina fulica</i>	Taro stalk	Quar	1
Glassy-winged leafhopper <i>Homalodisca coagulata</i> (adults)	Aeschynathus, Apple, Chestnut, Citrus, Carrot wood, Bougainvilla, Ficus, Coral tree, Crape myrtle, Eucalyptus, <i>Ficus benjamina</i> , <i>Ficus nitida</i> , <i>Ligustrum japonica</i> , Grapevine, <i>Ligustrum texanus</i> , Loquat, Magnolia, <i>Lagerstroemia</i> , Orchid tree, Persimmon, Photenia, Oleander, <i>Pittosporum tobira</i> , Raphiolepis, Tristania, Yellow sticky trap, Xylosma	Nurs, Det	133

Pest Exclusion Activities

<u>Pest Intercepted</u> <u>Common Name/Genus species</u>	<u>Material</u>	<u>Source*</u>	<u>Scope of Program</u> <u>Pest Interceptions</u>
Glassy-winged leafhopper <i>Homalodisca coagulata</i> (egg masses)	Ash, Betle leaves, <i>Brachychiton</i> , <i>Aeschynathus pulcher</i> , <i>Albizzia</i> , Brazilian pepper, <i>Buxus</i> , Camellia, <i>Capsis</i> , Carob, Carrotwood, Citrus, Catalina cherry, Cherimoya, Coral tree, Crape myrtle, Citrus (lime), Citrus (orange), Cherry laurel, <i>Cocculus laurifolius</i> , Cotoneaster, <i>Fraxinus</i> , Eugenia, <i>Dodonea viscosa</i> , Daylily, <i>Chitalpa tashkentens</i> , Hibiscus, <i>Hemerocallis</i> , Loquat, <i>Feijoa selowiana</i> , Eucalyptus, <i>Ficus nitida</i> , Gardenia, <i>Fatshedera lizei</i> , Feijoa, Grapes, Grapevine, Holly, Magnolia, <i>Hardenbergia</i> , Roses, <i>Ligustrum</i> , <i>Phormium</i> , <i>Lagerstroemia</i> , <i>Ligustrum japonica</i> , Liquidambar, <i>Loropetalum</i> sp, Nandina, Melaleuca, Michelia, Myrtus, Olive, <i>Nandina domestica</i> , Pear, <i>Photenia</i> , <i>Raphiolepis indica</i> , Plum, <i>Podocarpus</i> , <i>Prunus</i> , <i>Pyrus</i> , Redbud, <i>Rhus lancea</i> , <i>Tristania</i>	Nurs	261
Glassy-winged leafhopper <i>Homalodisca coagulata</i> (spent egg sacs)	Ash, Brazilian pepper, Chitalpa, Carrot wood, Crape myrtle, Eucalyptus, <i>Dristania</i> , Grapevine, Pyracantha, <i>Raphiolepis indica</i> , Magnolia, Rose, <i>Ligustrum</i> , Tristania, <i>Phoenix roebelenii</i> , Podocarpus, <i>Photenia</i> , Waymiruot, <i>Lagerstroemia</i> , Wisteria, <i>Toveganivellea</i>	Nurs, Det, Quar	42
Green garden looper <i>Chrysodexies eriosoma</i>	Cut flowers	Quar	2
Green shield scale <i>Pulvinaria psidii</i>	Cut flowers, <i>Clytostoma</i> sp, Heliconius, <i>Ficus benjamina</i> , <i>Ficus nitida</i> , Hibiscus, <i>Schinus</i> , Gardenia	Nurs, Quar	14

Pest Exclusion Activities

<u>Pest Intercepted</u> <u>Common Name/Genus species</u>	<u>Material</u>	<u>Source*</u>	<u>Scope of Program</u> <u>Pest Interceptions</u>
Guava fruit fly <i>Bactrocera correcta</i>	Avocado, Citrus (lemon), Nectarine, Ornamental tree	Det	4
Gypsy moth <i>Lymantria dispar</i>	Tree	Det	1
Hemlock scale <i>Abgrallaspis ithacae</i>	Balsam fir, Spanish moss	Quar	21
Howard scale <i>Abgrallaspis howardii</i>	Balsam fir	Quar	1
Irregular oak scale <i>Abgrallaspis quercicola</i>	Balsam fir	Quar	1
Japanese beetle <i>Popillia japonica</i>	Trap, Aircraft	Det	12
Juniper cone moth	Juniper wreath	Quar	1
Katydid	Basil, Cut flowers, Ginger, Heliconia, Ti leaves	Quar	6
Katydid <i>Neoconocephalus</i> sp.	Flower and foliage	Quar	3
Katydid (larva)	Marginata, Cut flowers	Quar	2
Laural thrips	Orchids	Quar	1
Leafhopper (larva)	Orchid flowers, Protea	Quar	10
Leafhopper	Cut flowers	Quar	1
Leafhopper <i>Agallia</i> sp.	Basil, Orchid plants	Quar	3
Leafhopper <i>Paraphlepsius exeavatus</i>	<i>Ligustrum texanus</i>	Nurs	1
Leafminer fly <i>Agromyzidae</i>	Basil, Taro, Poky leaf	Quar	3

Pest Exclusion Activities

<u>Pest Intercepted</u> <u>Common Name/Genus species</u>	<u>Material</u>	<u>Source*</u>	<u>Scope of Program</u> <u>Pest Interceptions</u>
Lemongum lerp psyllid <i>Eucalyptolyma maideni</i>	<i>Eucalyptus citriodora</i> , <i>Eucalyptus maculata</i>	Det, Pub, Nurs	9
Leafminer fly larvae <i>Agromyzidae</i>	Lisianthus leaves	Quar	1
Lesser snow scale <i>Pinnaspis strachani</i>	Bear grass, Chamaedorea, Litchi, Cut flowers and foliage, Palm frond, <i>Dypsis lutescens</i> , Dracaena, Dracaena (janet craig), Spath, Ti leaves, Kentia palm	Quar	18
Little fire ant <i>Wasmannia auropunctata</i>	Longan	Quar	2
Long-horned beetle <i>Sybra alternans</i>	Betle leaves	Quar	1
Longhorn beetle <i>Arhopalus syriaca</i>	<i>Pinus canariensis</i>	Det	1
Magnolia white scale <i>Pseudaulacaspis cockerelli</i>	Anthurium, Assorted greens, Atherton palm, Betle leaves, Cut foliage, Foliage garlands, Protea, Gardenia, Herbs, Hi flowers, Flower leaves, Salot herb, <i>Ficus benjamina</i> leaf, Jasmine chains, Flower leaves, Kentia palm, King protea, Maile leis, <i>Phoenix roebelenii</i> , <i>Michelia alba</i> , Palm frond, Sago palm, Strelitzia	Quar, Nurs	49
Mango shield scale <i>Milviscutulus magniferae</i>	Flower and foliage	Quar	2
Mealybug <i>Paracoccus</i> sp.	Balsam fir	Quar	4
Mealybug (larvae)	<i>Cocos plumosa</i> , King palm	Nurs	8
Melon fruit fly <i>Bactrocera cucurbitae</i>	Citrus (orange)	Det	2

Pest Exclusion Activities

<u>Pest Intercepted</u> <u>Common Name/Genus species</u>	<u>Material</u>	<u>Source*</u>	<u>Scope of Program</u> <u>Pest Interceptions</u>
Mexican fruit fly <i>Anastrepha ludens</i>	Citrus (orange), Guava	Det, Quar	2
Microlepidoptera (larva)	Balsam fir	Quar	1
Mining scale <i>Howardia biclavis</i>	Ficus, <i>Ficus benjamina</i> , Longan, <i>Ficus benjamina</i> stem	Quar	4
Mirid bug (larva)	Basil, Cut foliage chains	Quar	2
Moth (larva)	Basil, Chives, Taro leaves	Quar	3
Moth (pupa)	Dracaena, Caryota, Salot herb	Quar	3
Noctuid moth	Lilac	Quar	1
Narrow-winged katydid <i>Elimaea punctifera</i>	Basil	Quar	1
Nigra scale <i>Saissetia nigra</i>	Tristania	Nurs	1
Noctuid moth <i>Spodoptera</i> sp.	Balsam fir	Quar	1
Olive fruit fly <i>Bactrocera oleae</i>	Olive	Pub	1
Orchid weevil <i>Orchidophilus albertinus</i>	Basil, Cut flowers	Quar	4
Oriental fruit fly <i>Bactrocera dorsalis</i> complex	Apple, Pear, Peach, Guava, Ornamental tree, Citrus (pomello), Citrus (lemon), Citrus (orange), Ornamental tree, Plum	Det	15
Oriental scale <i>Aonidiella orientalis</i>	Coconut	Quar	1
Pickle worm <i>Diaphania nitidalis</i>	Tindora	Quar	1
Pine aphid	Balsam fir, Spanish moss	Quar	61

Pest Exclusion Activities

<u>Pest Intercepted</u> <u>Common Name/Genus species</u>	<u>Material</u>	<u>Source*</u>	<u>Scope of Program</u> <u>Pest Interceptions</u>
Planthopper	Philodendron, Basil, Taro leaves, Betle leaves, Lalot herb, Palm, Cut flowers and foliage	Quar	7
Planthopper <i>Kallitaxila granulata</i>	Basil, Betle leaves, Cut flowers, Taro leaves, Ti leaves	Quar	7
Planthopper (larva)	Betle leaves, Ti leaves	Quar	6
Pyriform scale <i>Protopulvinaria pyrifomis</i>	Arboricola, Bay, Bay laurel, Gardenia, <i>Laurus nobilis</i> , Tree, <i>Umbellularia</i>	Quar, Det, Nurs	10
Red wax scale <i>Ceroplastes rubens</i>	Flower and foliage, Garland, Ginger, Maile leaf, Ti leaves, Kentia palm	Quar	6
Red imported fire ant <i>Solenopsis wagneri</i>	Athletic field, Backyard, Dirt, Baseball field, Cazania, Concrete, Driveway, Grass, Yard, Driving range, Garden, Gravel, Ground, Landscaping, Longan, Household items, Office, Turf, Peach, Fence, Road, Pine tree, Pitcher mound, <i>Phoenix roebelenii</i> , Sealed container, Synthetic fibre, Tennis court, Turf base of palm, Soil, Water fountain	Quar, Det	39
Saddleback caterpillar <i>Sibine stimulea</i>	Leaf	Quar	1
Shortneedle evergreen scale <i>Nuculaspis tsugae</i>	Balsam fir	Quar	1
Slant-faced grasshopper <i>Atractomorpha</i> sp.	Basil	Quar	1
Slender soft scale <i>Coccus acutissimus</i>	<i>Cycas revulata</i> , <i>Ficus nitida</i> , Longan	Quar	4
Slug <i>Meghimatium striatum</i>	<i>Dracaena</i> , <i>Dracaena warnecki</i> <i>Dracaena massangeana</i>	Quar	4

Pest Exclusion Activities

<u>Pest Intercepted</u> <u>Common Name/Genus species</u>	<u>Material</u>	<u>Source*</u>	<u>Scope of Program</u> <u>Pest Interceptions</u>
Slug <i>Philomycus carolinensis</i>	<i>Dracaena fragrans</i> <i>Ravenea rivularis</i>	Quar	1
Slug <i>Veronicella</i> sp.	Balsam fir, Dracaena Dracaena janet craig, Herbs	Quar	4
Snail	Kentia palm	Quar	1
Snail <i>Bradybaena similaris</i>	Aglaonema, <i>Dypsis lutences</i> soil, Basil, <i>Ficus benjamina</i> soil, Chamaedorea, <i>Dieffenbachia</i> , Dracaena, <i>Dracaena warnecki</i> , Ficus, <i>Ficus benjamina</i> , Schefflera, <i>Ravenea rivularis</i> , Spathiphyllum, <i>Phoenix roebelenii</i>	Quar	24
Snail <i>Opeas</i> sp. or near	Syagrus	Quar	1
Soil mealybug <i>Rhizoecus hibisci</i>	Bamboo, <i>Phoenix roebelenii</i> , <i>Ravenea rivularis</i> , Robenia, Soil, <i>Syagrus romanzoffian</i> , Syagrus	Quar, Nurs	12
Spiraling whitefly <i>Aleurodicus dispersus</i>	Balsam fir, Basil, Dracaena, Cut flowers and foliage, Herbs, Ti leaves, <i>Dracaena marginata</i> , Leaf, Malangai leaves, Neodypsis, Orchids, Phoenix, <i>Strelitzia</i>	Quar	37
Spiraling whitefly <i>Aleurodicus dispersus</i> (egg tracks)	Balsam fir, Bamboo, Basil, Bird of Paradise, <i>Bucida</i> sp, Chamaedorea, Dracaena, Ti leaves, Flower and foliage, Massangeana	Quar	37
Thrips <i>Thrips palmi</i>	Orchid flowers	Quar	5
Torpedo bug <i>Siphanta acuta</i>	Podocarpus, <i>Fraxinus</i>	Nurs	9

Pest Exclusion Activities

<u>Pest Intercepted</u> <u>Common Name/Genus species</u>	<u>Material</u>	<u>Source*</u>	<u>Scope of Program</u> <u>Pest Interceptions</u>
Torpedo bug (egg mass) <i>Siphanta acuta</i>	Apple, Ficus, <i>Prunus caroliniana</i> , Tristania	Nurs, Det	9
Tropical palm scale <i>Hemiberlesia palmarum</i>	Bay	Quar	1
Two spotted leafhopper <i>Sophonia rufofascia</i>	Azalea, Camphor, Cut flowers, Eucalyptus, Feijoa, Guava, Hibiscus, <i>Laegerstroemia</i> , <i>Liquidambar</i> , Psidium guava, Prunus, Magnolia, <i>Michelia</i> , Palm, <i>Ochna serrulata</i> , Palm leaves, Spring bouquet, Plum, <i>Phoenix roebelenii</i> , <i>Pittosporum tobira</i> , <i>Pittosporum crassula</i> , <i>Raphiolepis indica</i> , <i>Streitzia nicolai</i> , Tristania	Nurs, Quar	31
Unilobe scale <i>Pinnaspis uniloba</i>	Flower and foliage, Leis and flower wreath	Quar	2
Wax scale (larva) <i>Ceroplastes</i> sp.	<i>Ficus nitida</i>	Quar	1
West Indian fruit fly <i>Anastrepha obliqua</i>	Window screen	Det	1
White footed ant <i>Technomyrmex albipes</i>	Basil, Betle leaves, Cut flowers, Flower and foliage, Flowers, Ti leaves, Heliconia, Longan, Orchid leaves, Palm, Poky leaves	Quar	46
Woolly whitefly <i>Aleurothrixus floccosus</i>	Citrus, Citrus (tangerine), Guava, Melaleuca	Nurs	9
Total			2,674

*Source: Det: Detection

Nsy: Nursery

Qua: Quarantine

Pub: Public



Third Street and Central Avenue, about 1901

This report was made possible only through the cooperation of all the nursery owners, growers, governmental and private agencies, and others who provided the information necessary for its products.

A special acknowledgment and thank you to staff members: Richard G. Sokulsky, Deputy Commissioner, for overseeing the compilation of the report; Julia Chen for collecting, compiling, and computerizing the statistics and designing the report layout; Cindy Werner for collecting the historical information and photographs; and other staff members for their input. A special thank you to the following agencies for contributing the historical photographs:

*Associated Produce Dealers and Brokers of Los Angeles
Bodger Seeds, Ltd.
El Monte Historical Museum
Fresh Produce and Floral Council
Heritage Park - City of Santa Fe Springs
Los Angeles County Fair
Office of Market Managers - The Los Angeles Wholesale Produce Market
The City Market of Los Angeles*

The City Market, East side of Alameda Street and 6th Street, about 1909







Front Cover - The Los Angeles Wholesale Produce Market 1986
Photograph courtesy of Richard Gardner, Office of Market Managers

Back Cover - The Los Angeles Wholesale Produce Market
Murals painted by Thomas Suriya






**Los Angeles County Agricultural Commissioner/
Weights and Measures Department
12300 Lower Azusa Road
Arcadia, California 91006-5872**





FRESH PRODUCE
FARMERS MARKET
TODAY 9:AM-1:PM



Los Angeles County



Agricultural Crop Report

Certified Farmers' Markets

Farmers have always had the need to sell their produce to the people. In the "olden" days, a farmer would set up a stand outside the farm, haul his produce to a market location, or join a cooperative of other farmers and set up a store to sell their produce. The photograph shows a 1930's produce stand; the Horticultural Inspector is in the foreground. As the years went by, farmers would sell their commodities through produce brokers who would then sell the produce to local and foreign markets. The interfacing between the farmer and the consumer was lost.



In 1977, the California Legislature declared that direct marketing of agricultural products benefits the agricultural community and the consumers by, among other things, providing an alternative method for growers to sell their products while benefitting the consumer by supplying quality produce at reasonable prices. In 1978, Governor Jerry Brown signed the Direct Marketing Act which

authorized the establishment of Certified Farmers' Markets (CFM) in California. The first Certified Farmers' Market in Los Angeles County was established in 1979 in the city of Gardena. It operated on Saturday mornings and started with just four farmers who were referred to as certified producers. The photograph on the left shows the Santa Monica Certified Farmers' Market during the 1980's. The photograph on the right shows an overview of one block of the Santa Monica Market today; it is the largest venue in the state spread out over three city blocks. There are now three markets operating in Santa Monica with more than 130 certified producers attending each week.



Certified Farmers' Markets have blossomed in the state and especially here in Los Angeles County.



There are now 80 markets throughout Los Angeles County and 400 markets across the State. Each location must be approved by the County Agricultural Commissioner's office and has a market manager supervising the site.

The county Agricultural Inspector must visit each growing site to verify what specific commodities are produced. The certification allows the farmer to sell his products at any Certified Farmers' Market within California. Participants offer for sale those agricultural products they produce themselves, including specialty crops not normally found at retail stores. The Certified Farmers' Markets provide an opportunity for the public to interact directly with the producers. This is the uniqueness, value and importance of these markets. The photograph on the left shows a vendor displaying the certified producer's certificate.

The California Legislature's decision in 1977 recognized the importance of the direct marketing concept for both farmer and consumer. The results are obvious; just ask the 3,500 farmers who participate as certified producers or the tens of thousands of loyal customers who support their local Certified Farmers' Markets.

**For the location of a market near you, visit our web site at:
<http://acwm.co.la.ca.us>**

Photographs throughout this report taken by Cindy Werner and Erika Fiksdal



COUNTY OF LOS ANGELES

Department of Agricultural Commissioner/ Weights and Measures

Cato R. Fiksdal
Agricultural Commissioner/
Director of Weights and Measures

12300 Lower Azusa Road
Arcadia, California 91006-5872
<http://acwm.co.la.us>

Robert G. Atkins
Chief Deputy

William J. Lyons, Jr., Secretary
California Department of Food and Agriculture
and
the Honorable Board of Supervisors
County of Los Angeles

Yvonne Brathwaite Burke, Chairman - Second District
Gloria Molina - First District
Don Knabe - Fourth District
Zev Yaroslavsky - Third District
Michael D. Antonovich - Fifth District

2002 CROP AND LIVESTOCK REPORT

Overall another growth year for Los Angeles County Agriculture

The total gross value of agricultural crops and products produced in Los Angeles County increased 6.7% in 2002 to a value of **\$275,969,000**. Rebounding from last year, vegetable crop acreage increased overall by 28.3% and commodities such as root vegetables, table greens, vine crops and herbs increased in value between 37% and 54%. Production yields of dry onions were slightly lower than the previous year; however, higher market prices caused total value to increase by 9.6%.

Los Angeles County's number one crop, ornamental nursery products, experienced a modest increase of 3% over last year. Although limited, greenhouse space and field acreage for indoor foliage plants increased by 44% and value by 178%. Growing areas and total values declined for ground cover while production of bedding plants increased only to see a reduction in value.

However, even with an overall increase for the year, it was still a tough year for many of the County's growers. Market prices for peaches were higher but production and acreage dropped to half of the previous year's amount. Total fruit and nut crop acreage declined by 28% and value by 21%.

This year's crop report salutes the certified farmers and the 80 Certified Farmers' Markets in Los Angeles, where our residents can purchase hundreds of varieties of products directly from the growers. We express our sincere appreciation to all the individuals who provided information for this report; without their support, this report would not be possible.

Respectfully submitted,

Cato R. Fiksdal
Agricultural Commissioner/Director of Weights and Measures

This annual publication presents statistical information on acreage, yield and gross value of agricultural products produced in Los Angeles County. This is in accordance with Sections 2272 and 2279 of the California Food and Agricultural Code. The production values in this report represent gross values and do not reflect the cost of production, net income or loss to producers.

Los Angeles County Certified Producers

The faces of the growers are as diverse as the commodities that they bring each week to the Markets of California. Anyone can participate in the program, provided they are certified by the Agricultural Commissioner/Weights and Measures Department and offer for sale only those agricultural products they grow themselves. Los Angeles County has more than 130 certified producers; 10 percent are from the Antelope Valley and the remainder are located throughout Los Angeles County.

The Antelope Valley growers sell a variety of stone fruits, apples, pears and even hot peppers. Large growers, like



Scattaglia Family Farms or Tenerelli Orchards, sell most of their produce commercially and a portion of the produce is sold at the local Certified Farmers' Markets, usually at a higher market value

price. The top right photograph shows John Tenerelli selling peaches during the Farmers' Market Week Event held at the Hall of Administration. The left photograph shows Scattaglia Family Farms at the small



Certified Farmers' Market located in Hollywood. Other smaller producers like Circle C Ranch, choose to only sell their produce locally.

The Blains own Circle C Ranch, a certified farm in a beautiful canyon in Pine Valley, located at the west end of the Antelope Valley. The photograph on the right shows Chang Ja Blain selling cherry branches at the Santa Monica Certified Farmers' Market. Chang Ja immigrated from Korea in 1959. She and her husband bought 40 acres in 1972.

She started as a hobbyist with just five fruit trees. As her interest grew, so did the number of trees that were planted and the time spent to maintain the property. After 30 years, the Blains have amassed a virtual edible botanical garden overflowing with fruits and flowers. They provide the majority of the care and harvesting of the fruit themselves.

Chang Ja says she has more energy at 73 than most 30 year old adults. She and her husband offer for sale more than 200 different commodities including 18 varieties of grapes, 30 varieties of cherries, 20 varieties of peaches and 14 varieties of plums as well as quince, figs, persimmons, apricots and mulberries. They normally sell at the Santa Monica

and Hollywood Certified Farmers' Market, providing lilacs and peonies in the spring, stone fruit in the summer, persimmons and figs in the fall, and pine boughs, cones and other festive greens to use during the Holiday Season.



Chang Ja proudly showed off her efforts by escorting Inspectors Cindy Werner, Gary Mork and Staff Assistant Julia Chen through the orchard. The photo on the left shows Chang Ja and Julia picking apples. The photo on the right shows a large mulberry tree, wrapped in netting to prevent bird damage to the crop.



For a list of Certified Farmers' Markets, visit our web site at:
<http://acwm.co.la.ca.us>

Cover photo: The plums on the cover are French plums, one of the many unique varieties grown at the Circle C Ranch.

Table of Contents

Million Dollar Commodities	4
Summary	5
Nursery Products	6
Fruit and Nut Crops	7
Vegetable Crops	8
Field Crops	9
Cut Flowers and Decoratives	10
Forest Crops	10
Apiary	11
Dairy and Livestock	11
Sustainable Agriculture Reporting	12
Pest Detection Activities	13
Pest Eradication Activities	13
Biological Control Activities	14
Pest Exclusion Activities	15
Acknowledgments	20



For a copy of this crop report, visit our web site at:
<http://acwm.co.la.ca.us>

Million Dollar Commodities

1.	Ornamental Trees and Shrubs	\$ 118,240,000
2.	Root Vegetables	44,111,000
3.	Bedding Plants	35,369,000
4.	Dry Onions	12,797,000
5.	Peaches	11,672,000
6.	Indoor Plants, Foliage	7,171,000
7.	Alfalfa Hay	5,897,000
8.	Herbs	4,550,000
9.	Dairy and Livestock	4,516,000
10.	Indoor Plants, Flowering	3,643,000
11.	Strawberries	2,807,000
12.	Table Greens	1,802,000
13.	Rangeland	1,611,000
14.	Vine Crops	1,570,000
15.	Ground Covers	1,486,000

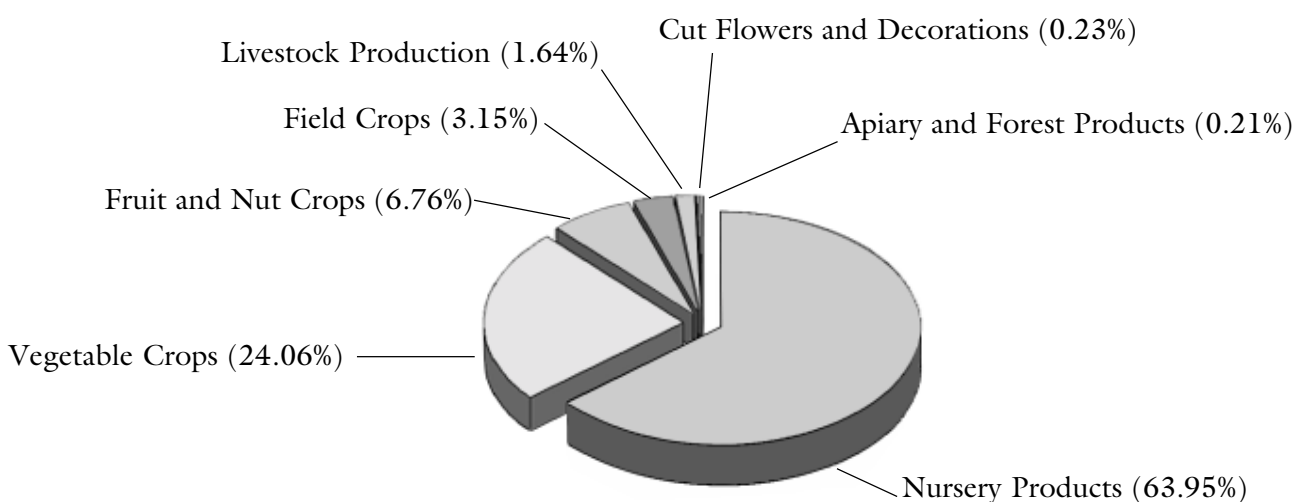
Summary

Commodity	2000	2001	2002
Nursery Products	\$169,426,000	\$171,307,000	\$176,470,000
Vegetable Crops	56,307,000	47,296,000	66,403,000
Fruits and Nuts	28,113,000	23,699,000	18,660,000
Field Crops	8,756,000	10,048 ,000	8,680,000
Cut Flowers and Decoratives	759,000	739,000	647,000
Livestock Production	4,172,000	5,108,000 *	4,516,000
Apiary	614,000	396,000	587,000
Subtotal	268,147,000	258,593,000	275,963,000
Forest Products	10,000	15,000	6,000
Total	\$268,157,000	\$258,608,000 *	\$275,969,000

*Revised

Year 2002 Crop Value Summary

Total Value: \$275,969,000



Nursery Products

Item	Year	Green House Sq. Ft.	Field Acres	Total Value
Ornamental Trees	2002	8,121,000	1,480	\$118,240,000 ▲
	2001	7,891,000	1,312	114,254,000
Bedding Plants	2002	1,678,000	144	\$35,369,000 ▼
	2001	1,672,000	114	38,652,000
Indoor Plants, Flowering	2002	368,000	1	\$3,643,000 ▲
	2001	671,000	6	3,534,000
Indoor Plants, Foliage	2002	287,000	1	\$7,171,000 ▲
	2001	199,000	.5	2,581,000
Ground Covers	2002	225,000	20	\$1,486,000 ▼
	2001	360,000	28	2,040,000
Miscellaneous	2002	129,000	594	\$10,561,000 ▲
	2001	366,000	386	10,246,000
Includes perennials, vegetable plants, bonsai plants, sod, palm trees and cacti.				
TOTAL	2002	10,808,000	2,240	\$176,470,000 ▲
	2001	11,159,000	1,847	171,307,000



Local dahlia grower
San Dimas CFM

Fruit & Nut Crops

Item	Year	Harvested Acreage	Production Per Acre	Production Total	Unit	Per Unit	Value Total
Peaches	2002 2001	841 1,300	15 16.5	12,601 21,450	Ton	\$926 \$827	\$11,672,000 ▼ 17,739,000
Strawberries	2002 2001	122 94	22.9 20.7	2,800 1,949	Ton	\$1,002 890	\$2,807,000 ▲ 1,735,000
Apples	2002 * 2001 **	71 320	3.9 4.5	280 1,440	Ton	\$2,000 200	\$560,000 ▲ 288,000
Grapes	2002 2001	165 147	3.6 3.7	593 537	Ton Ton	\$735 987	\$436,000 ▼ 530,000
Cherries	2002 2001	130 150	0.8 0.7	102 105	Ton Ton	\$3,980 3,000	\$406,000 ▲ 315,000
Avocados	2002 2001	46 62	3.2 2.0	146 123	Ton Ton	\$849 1,431	\$124,000 ▼ 176,000
Miscellaneous	2002 2001	317 281	Includes nectarines, pears, plums, oranges, pistachios, tangerines, and raspberries.				\$2,655,000 ▼ 2,916,000
TOTAL	2002 2001	1,692 2,354					\$18,660,000 ▼ 23,699,000

* Fresh apples in 2002

** Processed apples in 2001

Villa Park Pasadena CFM



Whittier CFM



Santa Monica CFM



Vegetable Crops

Crop	Year	Acreage	Production		Unit	Value Per Unit	Total
			Per Acre	Total			
Dry Onions	2002	1,720	25.6	44,108	Ton	\$290	\$12,797,000 ▲
	2001	1,732	26.8	46,500		251	11,672,000
Root Vegetables	2002	9,964	Includes carrots, potatoes, radishes, beets, turnips and other root vegetables.				\$44,111,000 ▲
	2001	7,417					28,673,000
Herbs	2002	297	Includes cilantro, parsley, chives, mint, thyme and other herbs.				\$4,550,000 ▲
	2001	342					3,309,000
Table Greens	2002	235	Includes spinach, kale, oriental specialties and lettuce.				\$1,802,000 ▲
	2001	131					1,299,000
Vine Crops	2002	304	Includes cucumbers, tomatoes, pumpkins, squash, green beans and melons.				\$1,570,000 ▲
	2001	156					1,129,000
Miscellaneous	2002	414	Includes Mexican onions, leeks, sweet corn and other vegetables.				\$1,573,000 ▲
	2001	305					1,214,000
TOTAL	2002	12,934					\$66,403,000 ▲
	2001	10,083					47,296,000



Scale showing various county seals.
Scales are verified for accuracy by the Device Division of the Weights and Measures Bureau of each county where the scale will be used.



Santa Monica CFM



Santa Monica CFM

Field Crops

Crop	Year	Acreage	Production		Unit	Per Unit	Value	
			Per Acre	Total			Total	
Alfalfa Hay	2002	5,200	8.4	43,680	Ton	\$135	\$5,897,000	▼
	2001	5,709	8.2	46,800		150	7,020,000	
Grain Hay	2002	2,400	3.0	7,200	Ton	\$129	\$929,000	▲
	2001	2,100	3.0	6,300		142	895,000	
Rangeland	2002	200,160					\$1,611,000	▲
	2001	200,000					1,400,000	
Miscellaneous	2002	858 *					**\$243,000	▼
	2001	879 *					** 733,000	
TOTAL	2002	8,458 ***					\$8,680,000	▼
	2001	8,688 ***					10,048,000	

* Acreage excluding stubble.

** Value includes irrigated pasture, sudan hay, oat hay and grazing privileges on stubble.

*** Excluding rangeland and stubble.



Alfalfa field in the Antelope Valley, California poppies in the foreground.

Cut Flowers & Decoratives

Item	Green House Year	Field Sq. Ft.	Quantity Acres	Sold	Value Unit	Per Unit	Total
Christmas Trees	2002 2001		6 23	730 3,288	Tree	\$46.6 40.8	\$34,000▼ 134,000
Miscellaneous	2002 2001	84,000 217,000	66 63	Includes lilacs, pompoms, snapdragons, mums, delphiniums and other cut flowers.			\$613,000▲ 605,000
TOTAL	2002 2001	84,000 217,000	72 86				\$647,000▼ 739,000



Santa Monica CFM



San Dimas CFM

Forest Products

Item	Year	Value
Firewood *	2002 2001	\$6,000▼ \$15,000

* Figures obtained from USDA Forest Service Angeles National Forest.

Apiary

Item	Year	Production	Unit	Per Unit	Value Total
Honey	2002	291,000	Lb.	\$1.73	\$503,000 ▲
	2001	466,700		.74	345,400
Beeswax	2002	22,500	Lb.	\$3.64	\$82,000 ▲
	2001	16,700		2.94	49,100
Miscellaneous	2002			\$2,000	▲
	2001			\$1,500	
Total	2002			\$587,000	▲
	2001			\$396,000	



Honey collected by some of the local beekeepers: Hollywood CFM and South Pasadena CFM.

John Hurley, Apiary Inspector since 1997, retired in 2003 with 28 years of service for the county. Thanks, John, for “beeing” there when the beekeepers needed a helping hand. John is shown collecting a sample of dead bees to be analyzed to see if the hive contained Africanized Honey Bees.



Dairy & Livestock

Item	Year	Value Total
Includes dairy cattle, beef cattle, hogs, sheep, goats, chickens, milk, goat milk, eggs, etc.		
	2002	\$4,516,000 ▼
	2001	5,504,000 *

* Revised

Cattle grazing in the fields at Mount San Antonio College in Walnut. Agricultural students at this Community College routinely transfer to Cal Poly Pomona to complete their degrees.



Sustainable Agriculture Reporting

Organic Farming Statistics

Crops	Estimated Acres	
	2002	2001
Apples	8	8
Apricots	4	0
Asian Pears	1	1
Avocados	8	18
Carrots	300	300
Cherries	4	1
Citrus	24	27
Grapes	28	27
Herbs (including sprouts)	11	12
Nectarines	1	1
Peaches	18	7
Pears	1	1
Pistachios	0	10
Miscellaneous Fruit Trees	9	11
Vegetables (including oriental vegetables & lettuce)	34	32
Total	451	456

<u>Year</u>	<u>Farms</u>	<u>Acres</u>
2002	32	451
2001	36	456



Organic growers must meet strict California standards to qualify.

Pest Detection Activities

<u>Pest</u>	<u>Number of Traps Pest Detection</u>	<u>Specimens Trapped</u>
Mediterranean Fruit Fly	5,010	0
Melon Fly	4,994	0
Oriental Fruit Fly	4,994	26
Mexican Fruit Fly	4,973	7
Gypsy Moth	3,700	2
Japanese Beetle	2,600	4
Khapra Beetle	302	0
European Pine Shoot Moth	13	0
European Corn Borer	12	0
Guava Fruit Fly	4,994	5
TOTAL	31,592	45

Pest Eradication Activities

<u>Pest</u>	<u>Method</u>	<u>Scope of Program</u>
Oriental Fruit Fly	Male annihilation treatments	3 treatment areas
Mediterranean Fruit Fly	Continued preventative program: sterile Medfly release countywide	Approximately 13.4 billion steriles released
Mexican Fruit Fly	Ground based bait treatment to foliage, release of sterile Mexican Fruit Flies	444 properties treated Flies released in 28 sq. miles
Guava Fruit Fly <i>Bactrocera correcta</i>	Male annihilation treatments	2 treatment areas
Red Imported Fire Ant	Bait treatments Under post treatment monitoring RIFA eradications	289 properties 286 properties 2 properties



This produce is covered with netting because the South Pasadena Certified Farmers' Market was located within the Mexican Fruit Fly Quarantine Area. The citrus and apples are host fruits for the Mexican Fruit Fly. The nets are placed over the produce to prevent possible exposure to wild flies that could lay their eggs in the fruit, thus spreading the insect outside of the quarantine area.

Pest Exclusion Activities

<u>Pest Exclusion Violations</u>	<u>Number of Violations Issued</u>
Infested/Presumed Infested	733
Markings	136
Failure to Hold	92
Burrowing and Reniform Nematodes	14
Caribbean Fruit Fly	29
Cedar Apple Rust	12
Cereal Leaf Beetle	2
Cherry Fruit Fly	6
Citrus Pests	31
Cornstalk & Sugarcane Borer	2
European Corn Borer	4
European Pine Shoot Moth	1
Federal Foreign Quarantines	7
Federal (Hawaiian) Quarantine	6
Golden Nematode	1
Gypsy Moth	9
Imported Fire Ant	4
Japanese Beetle	18
Plum Curculio and Blueberry Maggot	10
Prohibited Species	1
Sweet Potato Weevil	2
Walnut and Pecan Pests	10
Weed Pests	2
West Indian Sugarcane Root Borer	2
	<hr/>
TOTAL	<u>1,134</u>

Biological Control Activities

<u>Pest</u>	<u>Agent/Mechanism</u>	<u>Scope of Programs</u>
Mediterranean Fruit Fly	Sterile releases	13,407,000,000 sterile Medflies released

Pest Exclusion Activities

<u>Pest Intercepted</u> <u>Common Name/Genus species</u>	<u>Material</u>	<u>Source*</u>	<u>Scope of Program</u> <u>Pest Interceptions</u>
A weevil <i>Tanymecus? confusus</i>	Viburnum sp.	Quar	1
A katydid <i>Trigonium</i> sp.	Betel	Quar	1
Acuminate scale <i>Kilifia acuminatus</i>	Cut foliage	Quar	1
Amber snail <i>Succinea</i> sp.	Aquatic plants	Quar	6
Ant <i>Ochetellus glaber</i>	Basil, Malongai	Quar	4
Ant <i>Monomorium floricola</i>	Ginger	Quar	2
Ant <i>Anoplolepis longipes</i>	Ginger, Cut flowers	Quar	6
Aphid larva <i>Aphididae</i>	Taro leaves	Quar	1
Armored scale <i>Clavaspis</i> sp.	Plumeria	Quar	1
Armored scale <i>Melanaspis</i> sp.	Othonna sp.	Quar	2
Armored scale <i>Abgrallaspis</i> sp. (nr)	Laurus sp.	Quar	1
Asiatic red scale <i>Aonidiella taxus</i>	Podocarpus	Nurs	2
Australian tortoise beetle <i>Trachymela sloanei</i>	Eucalyptus	Nurs	1
Bark beetle <i>Hypothenemus</i> sp.	Basil	Quar	1
Beetle cockroach <i>Diploptera dytiscoides</i>	Herbs	Quar	3
Big headed ant <i>Pheidole megacephala</i>	Herbs, Foliage	Quar	78
Black thread scale <i>Ischnaspis longirostris</i>	Flowers	Quar	1

Pest Exclusion Activities

<u>Pest Intercepted</u> <u>Common Name/Genus species</u>	<u>Material</u>	<u>Source*</u>	<u>Scope of Program</u> <u>Pest Interceptions</u>
Boxwood scale <i>Pinnaspis buxi</i>	Flowers, Foliage	Quar	33
Chaff scale <i>Parlatoria pergandii</i>	Orange	Quar	1
Chinese rose beetle <i>Adoretus sinicus</i>	Basil	Quar	1
Coconut scale <i>Aspidiotus destructor</i>	Cycads	Quar	2
Coconut mealybug <i>Nipaecoccus nr. nipae</i>	Coco palm	Nurs	3
Coffee bean weevil <i>Araecerus fasciculatus</i>	Basil, Herbs	Quar	5
Crambid larva <i>Neoleucinodes elegantalis</i>	Tindora	Quar	1
Croton whitefly <i>Orchamoplatus mammaeferus</i>	Garlands	Quar	5
Cryptic mealybug <i>Pseudococcus cryptus</i>	Betel	Quar	2
Cuban snail <i>Zachrysia provisoria</i>	Nursery plants	Quar	3
Ficus leaf gall wasp <i>Josephiella microcarpa</i>	Ficus	Nurs	1
Fig wax scale <i>Ceroplastes rusci</i>	Palm	Quar	3
Fire ant <i>Solenopsis geminata</i>	Taro leaf	Quar	6
Flatid planthopper <i>Metcalfa pruinosa</i>	Cut flowers	Quar	1
Flea beetle <i>Chaetocnema</i> sp.	Hydrangea	Quar	1
Freshwater snail <i>Planorbella</i> sp.	Aquatic plants	Quar	1
Glassy-winged leafhopper <i>Homalodisca coagulata</i> (eggs)	Nursery plants	Nurs	383

Pest Exclusion Activities

<u>Pest Intercepted</u> <u>Common Name/Genus species</u>	<u>Material</u>	<u>Source*</u>	<u>Scope of Program</u> <u>Pest Interceptions</u>
Green garden looper <i>Chrysodeixis eriosoma</i>	Foliage	Quar	17
Green shield scale <i>Pulvinaria psidii</i>	Brazilian pepper	Nurs	8
Green scale <i>Coccus viridis</i>	Mailai	Quar	1
Guava fruit fly <i>Bactrocera correcta</i>	Guava, Peach	Det	4
Hakea psyllid <i>Acizzia hakeae</i> or nr	Hakea	Nurs	2
Japanese beetle <i>Popillia japonica</i>	Rose	Det	1
Leafhopper <i>Empoasca</i> sp.	Herbs	Quar	3
Leafhopper <i>Gyponana germari</i>	Basil	Quar	4
Leafhopper <i>Agallia</i> sp.	Leaves, Cut flowers	Quar	15
Lesser snow scale <i>Pinnaspis strachani</i>	Foliage	Quar	21
Long horned beetle <i>Sybra alternans</i>	Heliconia	Quar	6
Lygaeid bug <i>Botocudo manillensis</i>	Cut flowers	Quar	3
Lygaeid bug <i>Remaudierana nigriceps</i>	Cilantro	Quar	1
Lygaeid bug <i>Nysius</i> sp.	Foliage	Quar	13
Magnolia white scale <i>Pseudaulacaspis cockerelli</i>	Foliage	Quar	49
Mealybug larva <i>Pseudococcidae</i>	Ginger	Quar	2
Mexican leafroller <i>Amorbia emigratella</i>	Lalot	Quar	3

Pest Exclusion Activities

<u>Pest Intercepted</u> <u>Common Name/Genus species</u>	<u>Material</u>	<u>Source*</u>	<u>Scope of Program</u> <u>Pest Interceptions</u>
Mexican fruit fly <i>Anastrepha ludens</i>	Orange	Det	7
Mining scale <i>Howardia biclavus</i>	Ficus benamina	Quar	3
Mirid bug <i>Orthotylus</i> sp.	Cut flowers	Quar	1
Oleander moth <i>Glyphodes</i> sp.	Oleander	Det	2
Oriental fruit fly <i>Bactrocera dorsalis</i> complex	Lemon, Fig, Olive	Det	27
Pandanus mealybug <i>Laminicoccus pandani</i>	Pandanus sp.	Quar	4
Pecan weevil <i>Curculio caryae</i> or nr.	Quercus	Quar	1
Pickle worm <i>Diaphania nitidalis</i>	Cucumber	Quar	8
Planthopper <i>Kallitaxila granulata</i>	Leaves, Herbs	Quar	42
Purple scale <i>Lepidosaphes beekii</i>	Citrus	Quar	3
Pyralid moth <i>Paralipsa oularis</i>	Coconut	Quar	1
Pyriform scale <i>Protopulvinaria pyrifomis</i>	Bay, Laurus	Nurs	6
Ram's horn snail <i>Helisoma</i> sp.	Aquatic plants	Nurs	1
Red imported fire ant <i>Solenopsis invicta</i>	Foliage	Quar, Det	36
Red wax scale <i>Ceroplastes rubens</i>	Plants, Leaves	Quar	15
Rufous scale <i>Selenaspidus articulatus</i>	Ti leaves	Quar	2
Seed bug <i>Ischnodemus fulvipes</i>	Aquatic plants	Quar	2

Pest Exclusion Activities

<u>Pest Intercepted</u> <u>Common Name/Genus species</u>	<u>Material</u>	<u>Source*</u>	<u>Scope of Program</u> <u>Pest Interceptions</u>
Slant-faced grasshopper <i>Atractomorpha sinensis</i>	Malongai	Quar	2
Slender soft scale <i>Coccus acutissimus</i>	Nursery plants	Quar	6
Slug <i>Meghimatium striatum</i>	Dracaena fragrans	Quar	2
Slug <i>Veronicella</i> sp.	Cut plants	Quar	14
Snail <i>Lamellaxis gracillis</i> or nr.	Dieffenbachia	Quar	2
Snail <i>Bradybaena similaris</i>	Plants, Cut flowers	Quar	20
Soil mealybug <i>Geococcus coffeae</i>	Phoenix	Quar	1
Soil mealybug <i>Rhizoecus hibisci</i>	Plants	Quar	12
Southern green stink bug <i>Nezara viridula</i>	Herbs	Quar	4
Spiraling whitefly <i>Aleurodicus dispersus</i>	Cut flowers, Herbs	Quar	133
Stellate scale <i>Vinsonia stellifera</i>	Foliage	Quar	67
Taro leafhopper <i>Tarophagus colocasiae</i>	Basil, Taro	Quar	2
Thrips <i>Hoplandrothrips?</i> sp.	Basil	Quar	1
Thrips <i>Frankliniella schuitzei</i>	Orchids	Quar	1
Thrips <i>Dichromothrips corbetti</i>	Orchids	Quar	3
Thrips <i>Chaetanaphothrips signipennis</i>	Ti leaves	Quar	1
Thrips <i>Thrips palmi</i>	Dendrobium	Quar	2

Pest Exclusion Activities

<u>Pest Intercepted</u> <u>Common Name/Genus species</u>	<u>Material</u>	<u>Source*</u>	<u>Scope of Program</u> <u>Pest Interceptions</u>
Tobacco thrips <i>Frankliniella? fusca</i>	Cut flowers	Quar	1
Torpedo bug egg mass <i>Siphanta acuta</i>	Cut flowers	Quar	4
Two spotted leafhopper <i>Sophonia rufofascia</i>	Plants	Nurs	11
Unilobed scale <i>Pinnaspis uniloba</i>	Mailai	Quar	7
Water snail <i>Physa</i> sp.	Aquatic plants	Quar	1
Wax scale (larvae) <i>Ceroplastes</i> sp.	Foliage	Quar	6
Weevil <i>Oxydema longulum</i> or nr.	Lalot	Quar	3
Whitefly <i>Aleurothrixus antidesmae</i>	Betel leaves	Quar	1
Whitefly <i>Aleurotrachelus</i> sp.	Betel, Lalot	Quar	40
White footed ant <i>Technomyrmex albipes</i>	Leaves, Herbs	Quar	109
		TOTAL	1,335

* Source: Det: Detection Nurs: Nursery Pub: Public Quar: Quarantine



Acknowledgments

A special word of thanks to our photographers, Inspector Cynthia Werner and Erika Fiksdal, Commissioner Fiksdal's daughter, who contributed the photos for this report. More than twenty Certified Farmers' Markets were visited in order to capture the bounty of California's produce and the hustle and bustle of the direct marketing program. Thanks to all of the market managers, growers, vendors and customers who provided a multitude of smiles for this year's report. Thanks to Inspectors Christine Belden, Gashaw Deres, Miguel Gonzalez, Adán Herrera, Miguel Luna, Gary Mork, Mike Sium and clerical staff who assisted in gathering and compiling the statistics. Thanks to Richard G. Sokulsky, Deputy Agricultural Commissioner/Sealer for supervising this year's edition.

We want to especially thank Julia Chen, Staff Assistant for the Environmental Protection Bureau. She has compiled the Crop Report for the last fourteen years; providing accurate statistics, an attractive layout and an eye-catching cover. She will now be working with the Management and Technical Services Division which provides computer support for the entire Department.

"Be Californian. Buy California Grown"



Be Californian Buy California Grown™

The Certified Farmers' Markets epitomize the California Department of Food and Agriculture's Buy California Initiative. The campaign was created by the California legislature to "to emphasize California's strong ties to the land and to our neighbors; to restore pride in our homegrown products and our work; and to help our economy and our Californian way of life." The "Buy California Grown" logo can be seen at grocery stores that sell California grown produce. The Certified Farmers' Markets play an important part in this campaign since they only sell products grown in California by certified producers. For more information, see www.californiagrown.org.

The Southland Farmers' Market Association, established in 1983, helps to promote and support existing Certified Farmers' Markets. The association has grown to represent 22 markets and more than 400 certified producers in Southern California. The California Department of Food and Agriculture awarded the Association a grant of \$100,000 to assist Los

Angeles County Certified Farmers' Markets with innovative promotional and marketing campaigns. The grant was awarded through the Buy California Initiative, which includes a \$7 million dollar competitive grants program to aid specialty crop growers. For more information, see www.sfma.net.



Each year the Agricultural Commissioner/Weights and Measures Department organizes a market at the County Hall of Administration to coincide with the National Certified Farmers' Market Week celebrated during the first week of August. Several local certified producers are invited to come and sell their products to the County employees. The Department also sets up a display and Inspectors are on hand to answer questions about the direct marketing program. The 3rd annual event is scheduled for August 5, 2003.



In 2002, Laura Avery, Santa Monica Market Supervisor, received a certificate of recognition from the Board of Supervisors for her involvement and support of the Direct Marketing Program in Los Angeles County. She was recently appointed as the President of the Southland Farmers' Market Association.

Paul Dufourd, *Deputy Director, Pest Exclusion/Plant Quarantine*

Cynthia Ojeda, *La Cienega CFM Manager*

Hillary De Venanzio, *Laura Avery's daughter*


Laura Avery, *Santa Monica Market Supervisor; President, Southland Farmers' Market Association*

Cato Fiksdal, *Agricultural Commissioner/Director of Weights and Measures*


Los Angeles County Agricultural Commissioner/
 Weights and Measures Department
 12300 Lower Azusa Road
 Arcadia, California 91006-5872



Be Californian
 Buy California GrownSM



County of Los Angeles Crop and Livestock Report



MILLION DOLLAR COMMODITIES

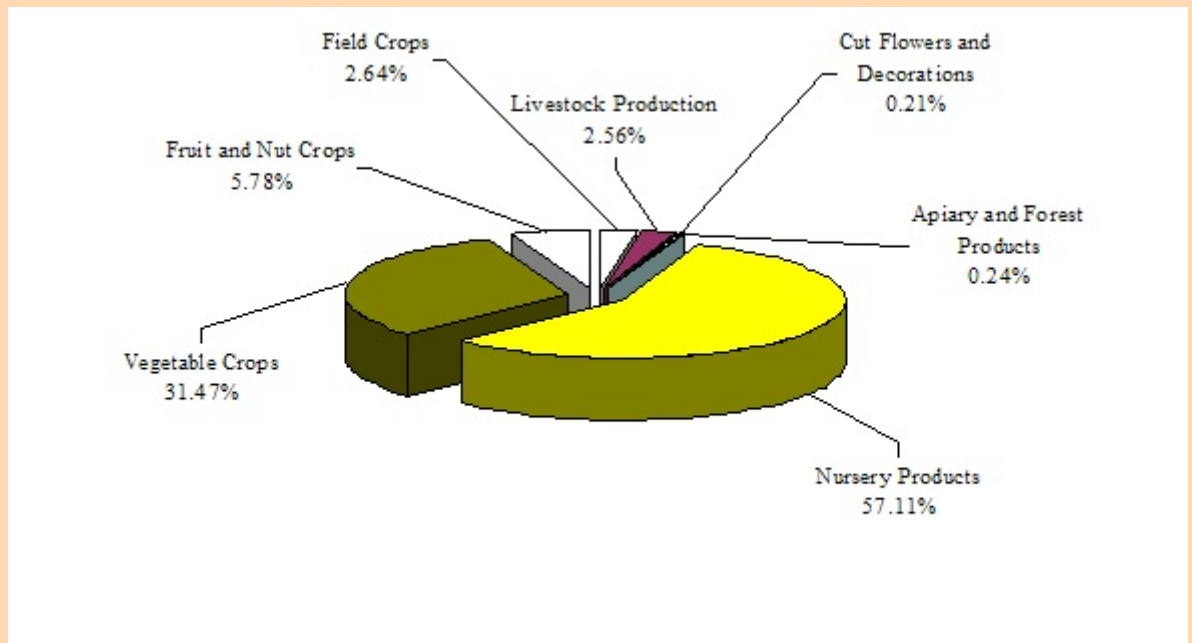
1.	Ornamental Trees and Shrubs	\$120,884,000
2.	Root Vegetables	74,834,000
3.	Bedding Plants	36,343,000
4.	Dry Onions	18,212,000
5.	Peaches	9,271,000
6.	Indoor Plants, Foliage	8,305,000
7.	Dairy & Livestock	8,249,000
8.	Alfalfa Hay	5,290,000
9.	Herbs	4,898,000
10.	Indoor Plants, Flowering	4,747,000
11.	Strawberries	3,845,000
12.	Ground Covers	3,164,000
13.	Rangeland	2,000,000
14.	Vine Crops	1,921,000
15.	Grain Hay	1,001,000

SUMMARY

Commodity	2001	2002	2003
Nursery Products	\$171,307,000	\$176,470,000	\$184,289,000
Vegetable Crops	47,296,000	66,403,000	101,438,000
Fruits and Nuts	23,699,000	18,660,000	18,637,000
Field Crops	10,048,000	8,680,000	8,535,000
Cut Flowers and Decoratives	739,000	647,000	667,000
Livestock Production	5,108,000*	4,516,000	8,249,000
Apiary	<u>396,000</u>	<u>587,000</u>	<u>767,000</u>
Subtotal	258,593,000	275,963,000	322,582,000
Forest Products	15,000	6,000	8,000
TOTAL	<u>\$258,608,000*</u>	<u>\$275,969,000</u>	<u>\$322,590,000</u>

* Revised

Year 2003 Crop Value Summary Total Value: \$322,590,000



NURSERY PRODUCTS

Item	Year	Green House Square Feet	Field Acres	Total Value	
Ornamental Trees	2003	9,260,000	1,488	\$120,884,000	▲
	2002	8,121,000	1,480	118,240,000	
Bedding Plants	2003	1,767,000	136	\$36,343,000	▲
	2002	1,678,000	144	35,369,000	
Indoor Plants, Flowering	2003	691,000	7	\$4,747,000	▲
	2002	368,000	1	3,643,000	
Indoor Plants, Foliage	2003	418,000	1	\$8,305,000	▲
	2002	287,000	1	7,171,000	
Ground Covers	2003	497,000	26	\$3,164,000	▲
	2002	225,000	20	1,486,000	
Miscellaneous*	2003	415,000	629	\$10,846,000	▲
	2002	129,000	594	10,561,000	
* Includes perennials, vegetable plants, bonsai plants, orchids, sod, palm trees, and cacti.					
TOTAL	2003	13,048,000	2,288	\$184,289,000	▲
	2002	10,808,000	2,240	176,470,000	

CUT FLOWERS & DECORATIVES

Item	Year	Green House Square Feet	Field Acres	Total Value	
Miscellaneous*	2003	26,000	113	\$667,000	▲
	2002	84,000	72	647,000	

* Includes lilacs, pompom, freesia, fruit blossoms, mums, snapdragon, yarrow, delphinium, Christmas trees, and other misc.

FRUIT & NUT CROPS

Item	Year	Harvested Acreage	Production Per Acre	Production Total	Unit	Value Per Unit	Total Value	
Peaches	2003	720	14.8	10,656	Ton	\$870	\$9,271,000	▼
	2002	841	15.0	12,601		926	11,672,000	
Strawberries	2003	152	23.8	3,620	Ton	\$1,059	\$3,845,000	▲
	2002	122	22.9	2,800		1,002	2,807,000	
Apples	2003	150	4.0	600	Ton	\$1,200	\$720,000	▲
	2002	71	3.9	280		2,000	560,000	
Grapes	2003	190	3.0	566	Ton	\$626	\$354,000	▼
	2002	165	3.6	593		735	436,000	
Cherries	2003	130	0.8	98	Ton	\$4,000	\$390,000	▼
	2002	130	0.8	102		3,980	406,000	
Avocados	2003	34	2.5	85	Ton	\$1,240	\$105,000	▼
	2002	46	3.2	146		849	124,000	
Miscellaneous	2003	378	Includes nectarines, pears, plums, oranges, pistachios, tangerines, raspberries and other miscellaneous fruit, and nut crops.				\$3,952,000	▲
	2002	371					2,655,000	
TOTAL		1,754					\$18,637,000	▼
		1,692					18,660,000	

VEGETABLE CROPS

Item	Year	Acreage	Production Per Acre	Production Total	Unit	Value Per Unit	Total Value	
Dry Onions	2003	2,814	24.8	69,724	Ton	\$261	\$18,212,000	▲
	2002	1,720	25.6	44,108		290	12,797,000	
Root Vegetables	2003	8,555	Includes carrots, potatoes, radishes, beets, turnips, and other root vegetables.				\$74,834,000	▲
	2002	9,964					44,111,000	
Herbs	2003	326	Includes cilantro, parsley, chives, mint, thyme, and other herb vegetables.				\$4,898,000	▲
	2002	297					4,550,000	
Table Greens	2003	118	Includes spinach, kale, oriental specialties, and lettuce.				\$905,000	▼
	2002	235					\$1,802,000	
Vine Crops	2003	181	Includes cucumbers, green beans, melon, pumpkin, squash, tomatoes, watermelon, and zucchini.				\$1,921,000	▲
	2002	304					1,570,000	
Miscellaneous	2003	192	Includes bell peppers, cactus, celery, chard, sweet corn, green onions, Mexican onions, and other miscellaneous.				\$668,000	▼
	2002	414					1,573,000	
TOTAL	2003	12,186					\$101,438,000	▲
	2002	12,934					66,403,000	

FIELD CROPS

Item	Year	Acreage	Production Per Acre	Production Total	Unit	Value Per Unit	Total Value	
Alfalfa Hay	2003	5,500	8.0	44,120	Ton	\$120	\$5,290,000	▼
	2002	5,200	8.4	43,680		135	5,897,000	
Grain Hay	2003	2,600	3.5	9,100	Ton	\$110	\$1,001,000	▲
	2002	2,400	3.0	7,200		129	929,000	
Rangeland	2003	200,000					\$2,000,000	▲
	2002	200,160					1,611,000	
Miscellaneous	2003	569 *					** \$244,000	▲
	2002	858 *					** 243,000	
TOTAL	2003	8,669 ***					\$8,535,000	▼
	2002	8,458 ***					8,680,000	

* Acreage excludes stubble.

** Value includes irrigated pasture, sudan hay, oat hay, grazing privileges on stubble.

*** Excluding rangeland and stubble.

DAIRY & LIVESTOCK

Item	Year		Total Value	
	2003	Includes dairy cattle, beef cattle, hogs, sheep, goats, chickens, milk, goat milk, eggs, etc.	\$8,249,000	▲
	2002		\$4,516,000	

APIARY

Item	Year	Production	Unit	Value Per Unit	Total Value	
Honey	2003	393,000	Lb.	1.82	\$715,000	▲
	2002	291,000			503,000	
Beeswax	2003	17,800	Lb.	2.70	\$48,000	▼
	2002	22,500			82,000	
Miscellaneous	2003				\$4,000	▲
	2002				2,000	
TOTAL	2003				\$767,000	▲
	2002				587,000	

FOREST PRODUCTS

Item	Year	Total Value	
Firewood	2003	\$8,000	▲
	2002	6,000	

SUSTAINABLE AGRICULTURE REPORTING

Organic Farming Statistics

<u>Crops</u>	<u>2003</u>	<u>2002</u>
Apples	8	8
Apricots	4	4
Asian Pears	1	1
Avocados	10	8
Carrots	300	300
Cherries	6	4
Citrus	24	24
Grapes	28	28
Herbs (including sprouts)	12	11
Nectarines	1	1
Peaches	18	18
Pears	1	1
Pistachios	0	0
Miscellaneous	9	9
Vegetables	36	34
TOTAL	<u>458</u>	<u>451</u>

<u>Year</u>	<u>Farms</u>	<u>Acres</u>
2003	36	458
2002	32	451

PEST DETECTION ACTIVITIES

Pest	Number of Traps Pest Detection	Specimens Trapped
Mediterranean Fruit Fly	5,010	0
Melon Fly	4,994	0
Oriental Fruit Fly	4,994	17
Mexican Fruit Fly	4,973	1
Guava Fruit Fly	4,994	2
Gypsy Moth	3,700	2
Japanese Beetle	3,080	3
Khapra Beetle	297	0
European Pine Shoot	13	0
European Corn Borer	12	0
TOTAL	<u>32,067</u>	<u>25</u>

PEST ERADICATION ACTIVITIES

<u>Pest</u>	<u>Method</u>	<u>Scope of Program</u>
Oriental Fruit Fly	Male annihilation	2 treatment areas
Mediterranean Fruit Fly	Continued preventative program: sterile Medfly release countywide	Approximately 9.8 billion steriles released
Red Imported Fire Ant	Bait treatments Post treatment monitoring RIFA eradications	986 properties 367 properties 141 properties

BIOLOGICAL CONTROL ACTIVITIES

Pest	Agent/Mechanism	Scope of Program
Mediterranean Fruit Fly	Sterile Release	9,820,730,000 sterile Medflies released

PEST EXCLUSION ACTIVITIES

<u>Pest Exclusion Violations</u>	<u>Number of Violations Issued</u>
Infested/Presumed Infested	586
Markings	147
Failure to Hold	93
Burrowing and Reniform Nematodes	30
Caribbean Fruit Fly	58
Cedar Apple Rust	1
Cherry Fruit Fly	3
Chestnut Bark/Oak Wilt Disease	2
Citrus Pests	52
Cotton Pests	1
European Corn Borer	1
Federal Foreign Quarantines	4
Federal (Hawaiian) Quarantines	3
Federal (Puerto Rico) Quarantines	1
Golden Nematode	3
Gypsy Moth	3
Imported Fire Ant	12
Invalid Nursery Stock Certificate	1
Japanese Beetle	15
Mexican Fruit Fly	1
Ozonium Root Rot	4
Peach Mosaic Diseases	1
Peach Tree Diseases	3
Plum Curculio and Blueberry Maggot	16
Walnut and Pecan Pests	13
Weed Pests	14
West Indian Sugarcane Root Borer	3
Witchweed	2
TOTAL	<u>1,073</u>

PEST EXCLUSION ACTIVITIES

<u>Pest Intercepted</u>	<u>Material</u>	<u>Source*</u>	<u>Scope of Program</u>
Common Name/ <i>Genus species</i>			Pest Interceptions

A burrowing bug <i>Geotomus pygmaeus</i>	Cut foliage	Quar	1
A flower thrip <i>Thrips Florum</i>	Cut foliage	Quar	1
A planthopper <i>Acanalonia conica</i>	Hydrangea	Quar	1
Acuminate scale <i>Kilifia acuminatus</i>	Laurus sp.	Quar	1
Ambrosia beetle <i>Xylosandrus crassiusculus</i>	Lychee fruit	Quar	1
Ant <i>Monomorium floricola</i>	Cut foliage	Quar	2
Banana mealybug <i>Pseudococcus elisae</i>	Aquatic plants	Quar	1
Bean thrips <i>Caliothrips fasciatus</i>	Orchids	Quar	1
Big headed ant <i>Pheidole megacephala</i>	Cut foliage	Quar	98
Black stink bug <i>Coptosoma xanthogramma</i>	Taro	Quar	1
Boxwood scale <i>Pinnaspis buxi</i>	Kentia	Quar	1
Camphor scale <i>Pseudaonidia duplex</i>	Grapefruit	Quar	1
Carpenter ant <i>camponotus sp</i>	Cut flowers	Quar	2
Chaff scale <i>Parlalaria pergandii</i>	Citrus	Quar	2
Chinese rose beetle <i>Adoretus sinicus</i>	Cut foliage	Quar	4
Coconut mealybug <i>Nipaecoccus nr. Nipae</i>	Palms	Nurs	6

PEST EXCLUSION ACTIVITIES

<u>Pest Intercepted</u> Common Name/ <i>Genus species</i>	<u>Material</u>	<u>Source*</u>	<u>Scope of Program</u> Pest Interceptions
Cuban snail <i>Zachrysia provisoria</i>	Nursery plants	Quar	6
Fig wax scale <i>Ceroplastes rusci</i>	Dypsip sp.	Quar	1

Fire ant <i>Solenopsis geminata</i>	Cut foliage	Quar	4
Flatid planthopper <i>Metcalfa pruinosa</i>	Viburnum sp	Quar	1
Gall psyllid <i>Trioza? Sp</i>	Tropical plants	Quar	1
Giant African snail <i>Achatina fulica</i>	Coriander	Quar	2
Glassy-winged leafhopper <i>Homalodisca coagulata (eggs)</i>	Nursery plants	Nurs	56
Green garden looper <i>Chrysodeixis eriosoma</i>	Cut foliage	Quar	11
Green shield scale <i>Pulvinaria psidi</i>	Ficus	Nurs	7
Guava fruity fly <i>Bactrocera correcta</i>	Ornamental & Peach tree	Det	2
Hakea psyllid <i>Acizzia hakeae or near</i>	Hakea	Nurs	1
Japanese beetle <i>Popillia japonica</i>	Turf	Det	3
Katydid <i>Neoconocephalus sp</i>	Basil	Quar	1
Leafhopper <i>Empoasca sp</i>	Cut foliage	Quar	3
Leafhopper <i>Gyponana germari</i>	Cut foliage	Quar	17
Leafhopper <i>Agallia sp</i>	Cut foliage	Quar	27
Lesser snow scale <i>Pinnaspis strachani</i>	Nursery plants	Quar	14

PEST EXCLUSION ACTIVITIES

<u>Pest Intercepted</u> Common Name/ <i>Genus species</i>	<u>Material</u>	<u>Source*</u>	<u>Scope of Program</u> Pest Interceptions
Purple scale <i>Lepidosaphes beckii</i>	Grapefruit	Quar	1
Pyriform scale <i>Protopulvinaria pyriformis</i>	Nursery plants	Quar	6
Red Imported Fire Ant <i>Solenopsis invicta</i>	Backyard	Quar	23
Red wax scale <i>Ceroplastes rubens</i>	Cut foliage	Quar	2

Root gall wasp <i>Diastrophus radicum</i>	Raspberry	Quar	1
Seed bug <i>Ischnodemus fulvipes</i>	Pallets	Public	1
Seed bug <i>Remaudierana nigriceps</i>	Cut foliage	Quar	17
Slant-faced grasshopper <i>Atractomorpha sinensis</i>	Ginger	Quar	2
Slender soft scale <i>Coccus acutissimus</i>	Lychee leaves	Quar	1
Slug <i>Meghimatium striatum</i>	Fishtail palm	Quar	31
Snail <i>Bradybaena similaris</i>	Palms	Quar	1
Snail <i>Opeas sp or near</i>	Cut foliage	Quar	4
Soil mealybug <i>Rhizoecus hibisci</i>	Palms	Quar	7
Spiraling whitefly <i>Aleurodicus dispersus</i>	Cut foliage	Quar	29
Stellate scale <i>Vinsonia stellifera</i>	Cut flowers	Quar	45
Taro leafhopper <i>Tarophagus colocasiae</i>	Taro	Quar	6

PEST EXCLUSION ACTIVITIES

<u>Pest Intercepted</u> <u>Common Name/Genus species</u>	<u>Material</u>	<u>Source*</u>	<u>Scope of Program</u> <u>Pest Interceptions</u>
Longan scale <i>Thysanoffiorinia nephelli</i>	Lychee leaves	Quar	1
Long horned beetle <i>Sybra alternans</i>	Cut foliage	Quar	5
Long-legged ant <i>Anoplolepis longipes</i>	Cut foliage	Quar	5
Lygaeid bug <i>Botocudo manillensis</i>	Cut foliage	Quar	6
Magnolia white scale <i>Pseudaulacaspis cockerelli</i>	Cut foliage	Quar	36
Mango shield scale <i>Milviscutulus magniferae</i>	Cut flowers	Quar	12
Melon fruit fly <i>Bactrocera cucurbitae</i>	Orange	Det	1
Mining scale <i>Howardia biclavis</i>	Plumeria	Quar	1
Oleander moth <i>Glyphones sp</i>	Star jasmine	Nurs	3
Orchid weevil <i>Orchidophilus alterrimus</i>	Cut foliage	Quar	5
Oriental scale <i>Aonidiella orientalis</i>	Mango	Quar	1
Pacific beetle cockroach <i>Diploptera punctata</i>	Cut foliage	Quar	4
Parlatoria date scale <i>Parlatoria blanchardi</i>	Palm leaves	Quar	1
Pandanus mealybug <i>Laminicoccus pandani</i>	Panda leaf	Quar	2
Pickle worm <i>Diaphania nitidalis</i>	Cucumbers	Quar	6
Planthopper <i>Kallitaxila granulata</i>	Cut foliage	Quar	28
Planthopper <i>Melormenis antillarum</i>	Basil	Quar	3

PEST EXCLUSION ACTIVITIES

<u>Pest Intercepted</u> <u>Common Name/Genus species</u>	<u>Material</u>	<u>Source*</u>	<u>Scope of Program</u> <u>Pest Interception</u>
Two spotted leafhopper <i>Sophonia rufofascia</i>	Loquat	Nurs	1
Whitefly <i>Aleurotrachelus sp</i>	Cut foliage	Quar	7
White footed ant <i>Technomyrmex albipes</i>	Cut foliage	Quar	91
TOTAL			<u>679</u>

* Source: Det: Detection Nurs: Nursery Pub: Public Quar: Quarantine

Acknowledgements

A special word of thanks to all that assisted in creating this edition of the crop report. Inspector Cynthia Werner for her photographs and cover design. Inspectors Adan Herrera, Adrian Zavala, Michael Sium, Miguel Gonzalez, Miguel Luna, and Gary Mork who assisted in gathering and compiling the statistics. Administrative Assistant Mimi Chan who generated the completed statistical reports and layout. Mauricio Lucero and Elizabeth Lopez for their technical support. Thanks to Richard G. Sokulsky, Deputy Agricultural Commissioner/Sealer for supervising this year's report.

For a copy of this crop report, visit our web site at:
<http://acwm.co.la.ca.us>

Los Angeles County

2004

Agricultural Crop Report



Kurt E. Floren
Agricultural Commissioner/
Director of Weights and Measures

COUNTY OF LOS ANGELES

Department of Agricultural Commissioner/ Weights and Measures

**12300 Lower Azusa Road
Arcadia, California 91006-5872
<http://acwm.co.la.ca.us>**

Robert G. Atkins
Chief Deputy

**A.G. Kawamura, Secretary
California Department of Food and Agriculture**

and

**the Honorable Board of Supervisors
County of Los Angeles**

Gloria Molina, Chair of the Board - First District

Yvonne Brathwaite Burke - Second District

Zev Yaroslavsky - Third District

Don Knabe - Fourth District

Michael D. Antonovich - Fifth District

2004 CROP AND LIVESTOCK REPORT

In 2004, a total gross value of **\$300,087,000** in agricultural crops and commodities were produced in Los Angeles County. This is a 5.5% decrease from last year's \$317,590,000 total. Production values of dry onions and alfalfa hay increased by 25% and 20%, respectively, driven by stronger market values and slight increases in acreage. Counteracting these gains were large decreases in strawberry and herb production resulting from losses of growing grounds diverted to development. Similarly, root vegetable production values decreased 42% and vine crops by 28%.

Los Angeles County's leading crop continues to be nursery products. Overall, nursery stock production values rose by more than 6 %, attributable, in part, to increases in greenhouse space and acreage for indoor flowering and foliage plants, ground covers, bedding plants, and other miscellaneous products. Producers of ornamental trees and shrubs, however, were affected by product distribution restrictions to alleviate risks of spreading Sudden Oak Death, providing protection to the environment and California's agricultural industry from this serious pathogen.

I wish to express my sincere appreciation to each of the producers and individuals who provided information for this report. My thanks are extended to the skilled and dedicated staff of this department who continue to do an excellent job in compiling these important statistics.

Respectfully submitted,

Kurt E. Floren
Agricultural Commissioner/
Director of Weights and Measures

This annual publication presents statistical information on acreage, yield, and gross value of agricultural products produced in Los Angeles County. This is published in accordance with Sections 2272 and 2279 of the California Food and Agricultural Code. The production values in this report represent gross values and do not reflect the cost of production, net income, or loss to producers.

Table of Contents

Million Dollar Commodities.....	3
Summary.....	4
Nursery Products	5
Cut Flowers and Decoratives.....	5
Fruit and Nut Crops	6
Vegetable Crops	7
Field Crops	8
Dairy and Livestock.....	8
Apiary	9
Forest Crops.....	9
Sustainable Agriculture Reporting	10
Pest Detection Activities	11
Pest Eradication Activities.....	11
Biological Control Activities	12
Pest Exclusion Activities	12
Acknowledgments	16

MILLION DOLLAR COMMODITIES

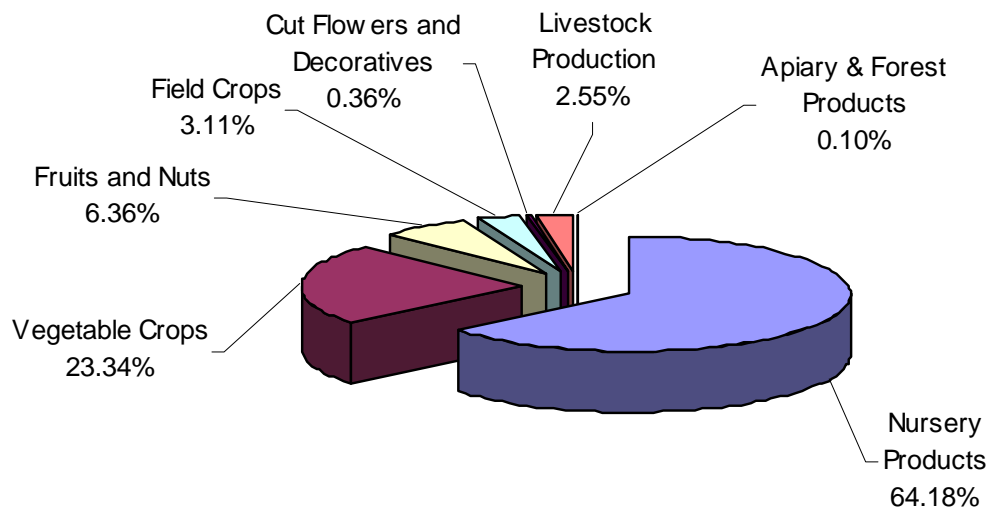
1.	Ornamental Trees	\$119,666,000
2.	Root Vegetables	43,035,000
3.	Bedding Plants	38,586,000
4.	Dry Onions	22,738,000
5.	Dairy & Livestock	7,651,000
6.	Alfalfa Hay	6,361,000
7.	Indoor Plants, Flowering	5,392,000
8	Ground Covers	4,080,000
9.	Indoor Plants, Foliage	3,332,000
10.	Strawberries	2,307,000
11.	Rangeland	2,000,000
12.	Herbs	1,739,000
13.	Vine Crops	1,382,000

SUMMARY

Commodity	2002	2003	2004
Nursery Products	\$176,470,000	*\$179,289,000	\$192,600,000
Vegetable Crops	66,403,000	101,438,000	70,028,000
Fruits and Nuts	18,660,000	18,637,000	19,080,000
Field Crops	8,680,000	8,535,000	9,327,000
Cut Flowers and Decoratives	647,000	667,000	1,091,000
Livestock Production	4,516,000	8,249,000	7,651,000
Apiary	<u>587,000</u>	<u>767,000</u>	<u>303,000</u>
Subtotal	275,963,000	*317,582,000	300,080,000
Forest Products	6,000	8,000	7,000
TOTAL	<u>\$275,969,000</u>	<u>*\$317,590,000</u>	<u>\$300,087,000</u>

* Revised

Year 2004 Crop Value Summary Total Value: \$300,087,000



NURSERY PRODUCTS

Item	Year	Green House Square Feet	Field Acres	Total Value	
Ornamental Trees	2004	7,747,000	1,713	\$119,666,000	▼
	2003	9,260,000	1,488	120,884,000	
Bedding Plants	2004	1,794,000	177	\$38,586,000	▲
	2003	1,767,000	136	36,343,000	
Indoor Plants, Flowering	2004	821,000	6	\$5,392,000	▲
	2003	691,000	7	4,747,000	
Indoor Plants, Foliage	2004	561,000	1	\$3,332,000	▲
	2003	418,000	1	**3,305,000	
Ground Covers	2004	391,000	28	\$4,080,000	▲
	2003	497,000	26	3,164,000	
Miscellaneous *	2004	505,000	1,149	\$21,544,000	▲
	2003	415,000	629	10,846,000	
TOTAL	2004	11,819,000	3,074	\$192,600,000	▲
	2003	13,048,000	2,287	**179,289,000	

* Includes perennials, vegetable plants, bonsai plants, orchids, sod, palm trees, and cacti.

** Revised

CUT FLOWERS & DECORATIVES

Item	Year	Green House Square Feet	Field Acres	Total Value	
Miscellaneous *	2004	137,000	104	\$1,091,000	▲
	2003	26,000	113	667,000	

* Includes lilacs, pompoms, freesias, fruit blossoms, mums, snapdragons, yarrow, delphiniums, Christmas trees, and other miscellaneous.

FRUIT & NUT CROPS

Item	Year	Acreage	Production Per Acre	Production Total	Unit	Value Per Unit	Total Value	
Strawberries	2004	101	17.9	1,808	Ton	\$1,276	\$2,307,000	▼
	2003	152	23.8	3,620		1,059	3,845,000	
Avocados	2004	59	1.2	71	Ton	\$1,454	\$103,000	▼
	2003	34	2.5	85		1,240	105,000	
Cherries	2004	140	0.8	112	Ton	\$3,800	\$426,000	▲
	2003	130	0.8	98		4,000	390,000	
Apples	2004	150	5.0	750	Ton	\$900	\$675,000	▼
	2003	150	4.0	600		1,200	720,000	
Grapes	2004	225	2.7	608	Ton	\$1,450	\$882,000	▲
	2003	190	3.0	566		626	354,000	
Orchard Fruit	2004	1,072	Include nectarines, peaches, pears, plums, oranges, tangerines, apricots, lemons, and grapefruits.				\$14,645,000	▲
	2003	1,067					13,173,000	
Miscellaneous	2004	27	Includes figs, pistachios, raspberries, other miscellaneous fruit, and nut crops.				\$42,000	▼
	2003	31					50,000	
TOTAL	2004	1,774					\$19,080,000	▲
	2003	1,754					18,637,000	

VEGETABLE CROPS

Item	Year	Acreage	Production Per Acre	Production Total	Unit	Value Per Unit	Total Value		
Dry Onions	2004	2,891	27.5	79,502	Ton	\$286	\$22,738,000	▲	
	2003	2,814	24.8	69,724		261	18,212,000		
Root Vegetables	2004	7,403	Includes carrots, potatoes, radishes, beets, turnips, and other root vegetables.				\$43,035,000	▼	
	2003	8,555					74,834,000		
Herbs	2004	80	Includes cilantro, parsley, chives, mint, thyme, and other herb vegetables.				\$1,739,000	▼	
	2003	326					4,898,000		
Table Greens	2004	85	Includes spinach, kale, oriental specialties, and lettuce.				\$610,000	▼	
	2003	118					905,000		
Vine Crops	2004	175	Includes cucumbers, green beans, melons, pumpkins, squash, tomatoes, watermelons, and zucchini.				\$1,382,000	▼	
	2003	181					1,921,000		
Miscellaneous	2004	150	Includes bell peppers, cacti, celery, chard, sweet corn, green onions, Mexican onions, and other miscellaneous.				\$524,000	▼	
	2003	192					668,000		
TOTAL	2004	10,784					\$70,028,000	▼	
	2003	12,186					101,438,000		

FIELD CROPS

Item	Year	Acreage	Production Per Acre	Production Total	Unit	Value Per Unit	Total Value	
Alfalfa Hay	2004	5,746	8.2	47,117	Ton	\$135	\$6,361,000	▲
	2003	5,500	8.0	44,120		120	5,290,000	
Grain Hay	2004	2,370	3.2	7,584	Ton	\$88	\$667,000	▼
	2003	2,600	3.5	9,100		110	1,001,000	
Rangeland	2004	200,000					\$2,000,000	
	2003	200,000					2,000,000	
Miscellaneous	2004	774	*				** \$299,000	▲
	2003	569	*				** 244,000	
TOTAL	2004	8,890	***				\$9,327,000	▲
	2003	8,669	***				8,535,000	

* Acreage excludes stubble.

** Value includes irrigated pasture, sudan hay, oat hay, and grazing privileges on stubble.

*** Excluding rangeland and stubble.

DAIRY & LIVESTOCK

Item	Year	Total Value	
	2004	Includes dairy cattle, beef cattle, hogs, sheep, goats, chickens, milk, goat milk, eggs, etc.	\$7,651,000 ▼
	2003		8,249,000

APIARY

Item	Year	Production	Unit	Value Per Unit	Total Value	
Honey	2004	160,627	Lb.	\$1.73	\$278,000	▼
	2003	393,000		1.82	715,000	
Beeswax	2004	11,000	Lb.	\$2.00	\$22,000	▼
	2003	17,800		2.70	48,000	
Miscellaneous	2004				\$3,000	▼
	2003				4,000	
TOTAL	2004				\$303,000	▼
	2003				767,000	

FOREST PRODUCTS

Item	Year	Total Value	
Firewood *	2004	\$7,000	▼
	2003	8,000	

* Figures obtained from USDA Forest Services, Angeles National Forest

SUSTAINABLE AGRICULTURE REPORTING

ORGANIC FARMING STATISTICS

Estimated Acres

<u>Crops</u>	<u>2004</u>	<u>2003</u>
Apples	1	8
Apricots	7	4
Asian Pears	0	1
Avocados	2	10
Carrots	0	300
Cherries	3	6
Citrus	23	24
Grapes	28	28
Herbs (including sprouts)	5	12
Nectarines	0	1
Peaches	14	18
Pears	0	1
Miscellaneous	5	9
Vegetables	<u>29</u>	<u>36</u>
TOTAL	<u>117</u>	<u>458</u>

<u>Year</u>	<u>Farms</u>	<u>Acres</u>
2004	14	117
2003	36	458

PEST DETECTION ACTIVITIES

Pest	Number of Traps Pest Detection	Specimens Trapped
Mediterranean Fruit Fly	5,010	1
Melon Fly	4,994	1
Oriental Fruit Fly	4,994	18
Mexican Fruit Fly	4,973	0
Guava Fruit Fly	4,994	4
Gypsy Moth	3,700	0
Japanese Beetle	3,080	0
Khapra Beetle	297	0
European Pine Shoot Moth	13	0
European Corn Borer	12	0
TOTAL	<u>32,067</u>	<u>24</u>

PEST ERADICATION ACTIVITIES

Pest	Method	Scope of Program
Oriental Fruit Fly	Male annihilation	2 treatment areas
Mediterranean Fruit Fly	Continued preventative program: sterile Medfly release countywide	Approximately 10.4 billion steriles released

BIOLOGICAL CONTROL ACTIVITIES

Pest	Agent/Mechanism	Scope of Program
Mediterranean Fruit Fly	Sterile Release	10,355,700,000 sterile Medflies released

PEST EXCLUSION ACTIVITIES

Pest Exclusion Violations	Number of Violations Issued
Infested/Presumed Infested	474
Markings	56
Failure to Hold	92
Burrowing and Reniform Nematodes	9
Caribbean Fruit Fly	20
Cedar Apple Rust	1
Cereal Leaf Beetle	1
Cherry Fruit Fly	2
Chestnut Bark/Oak Wilt Disease	2
Citrus Pests	16
Colorado Potato Beetle	1
Cotton Pests	2
Federal Foreign Quarantines	3
Federal (Hawaiian) Quarantines	4
Federal (Puerto Rico) Quarantines	1
Gypsy Moth	3
Imported Fire Ant	7
Japanese Beetle	13
Misuse/Nursery Stock Certificate	1
Persimmon Root Borer	1
Pine Shoot Beetle	1
Plum Curculio and Blueberry Maggot	6
Prohibited Species	1
Unauthorized Movement	1
Walnut and Pecan Pests	1
Weed Pests	6
West Indian Sugarcane Root Borer	2
TOTAL	<u>727</u>

PEST EXCLUSION ACTIVITIES

<u>Pest Intercepted</u> Common Name/Genus Species	<u>Material</u>	<u>Source *</u>	<u>Scope of Program</u> Pest Interceptions
Ambrosia beetle <i>Xylosandrus crassiusculus</i>	Cut foliage	Quar	2
Ant <i>Ochetellus glaber</i>	Cut foliage	Quar	7
Ant <i>Monomorium floricola</i>	Cut foliage	Quar	1
Armored scale <i>Acutaspis sp.</i>	Bay leaves	Quar	1
Bamboo armored scale <i>Poliaspoides formosanus</i>	Bamboo	Nurs	1
Big headed ant <i>Pheidole megacephala</i>	Cut foliage	Quar	54
Black stink bug <i>Coptosoma xanthogramma</i>	Basil	Quar	1
Boxwood scale <i>Pinnaspis buxi</i>	Cut foliage	Quar	10
Chinese rose beetle <i>Adoretus sinicus</i>	Cut foliage	Quar	4
Coconut mealybug <i>Nipaecoccus sp.</i>	Palms	Nurs	2
Coconut scale <i>Aspidiotus destructor</i>	Cut foliage	Quar	4
Coffee bean weevil <i>Araecerus coffeae</i>	Basil	Quar	1
Dunnage beetle <i>Sinoxylon anale</i>	Wooden pallets	Quar	1
Glassy-winged leafhopper <i>Homalodisca coagulata</i> (adults)	Nursery plants	Nurs	84
Glassy-winged leafhopper <i>Homalodisca coagulata</i> (eggs)	Nursery plants	Nurs	434
Green garden looper <i>Chrysodeixis eriosoma</i>	Cut foliage	Quar	30

PEST EXCLUSION ACTIVITIES

<u>Pest Intercepted</u> Common Name/Genus Species	<u>Material</u>	<u>Source *</u>	<u>Scope of Program</u> Pest Interceptions
Green shield scale <i>Pulvinaria psidii</i>	Ficus	Nurs/Quar	3
Hopper <i>Protalebrella brasiliensis</i>	Cut foliage	Quar	3
Leafhopper <i>Agallia sp.</i>	Cut foliage	Quar	103
Leafhopper <i>Gyponana germari</i>	Cut foliage	Quar	8
Leafhopper <i>Empoasca sp.</i>	Cut foliage	Quar	6
Lesser snow scale <i>Pinnaspis strachani</i>	Cut foliage	Quar	11
Limacodid moth <i>Darna pallivitta</i>	Palm	Quar	1
Long horned beetle <i>Sybra alternans</i>	Cut foliage	Quar	5
Long-legged ant <i>Anoplolepis gracilipes</i>	Cut foliage	Quar	1
Lygaeid bug <i>Nysius sp.</i>	Cut leaves	Quar	53
Magnolia white scale <i>Pseudaulacaspis cockerelli</i>	Cut foliage/palms	Quar	61
Mango shield scale <i>Milviscutulus magniferae</i>	Cut flowers	Quar	13
Mint aphid <i>Ovatus mentharius</i>	Mint	Quar	1
Orchid weevil <i>Orchidophilus alterrimus</i>	Cut foliage	Quar	3
Pacific beetle cockroach <i>Diploptera punctata</i>	Cut foliage	Quar	2
Pandanas scale <i>Thysanococcus pandani</i>	Pandanus	Quar	1

PEST EXCLUSION ACTIVITIES

<u>Pest Intercepted</u> Common Name/ <i>Genus Species</i>	<u>Material</u>	<u>Source *</u>	<u>Scope of Program</u> Pest Interceptions
Pickle worm <i>Diaphania nitidalis</i>	Cucumbers	Quar	4
Planthopper <i>Kallitaxila granulata</i>	Cut foliage	Quar	23
Planthopper <i>Melormenis antillarum</i>	Basil	Quar	1
Psyllid <i>Heteropsylla huasachae</i>	Cut foliage	Quar	2
Purple scale <i>Lepidosaphes beckii</i>	Grapefruit/Tangerine	Quar	4
Pyriform scale <i>Protopulvinaria pyriformis</i>	Nursery plants	Nurs	4
Red Imported Fire Ant <i>Solenopsis invicta</i>	Cut flowers	Quar	1
Red wax scale <i>Ceroplastes rubens</i>	Cut foliage	Quar	4
Redbanded thrips <i>Selenothrips rubrocinctus</i>	Cut foliage	Quar	1
Scolytid beetle <i>Xyleborus affinis</i>	Cut leaves	Quar	1
Scolytid beetle <i>Euwallacea fornicatus</i>	Box elder	Nurs	1
Slant-faced grasshopper <i>Atractomorpha sinensis</i>	Basil	Quar	2
Slug <i>Veronicella sp.</i>	Cut foliage	Quar	17
Slug <i>Meghimatium striatum</i>	Dracaena	Quar	1
Snail <i>Opeas sp.</i> or near	Coriander	Quar	1
Snail <i>Zachrysia provisoria</i>	Palm	Quar	1

PEST EXCLUSION ACTIVITIES

<u>Pest Intercepted</u> Common Name/Genus Species	<u>Material</u>	<u>Source *</u>	<u>Scope of Program</u> Pest Interceptions
Snail <i>Bradybaena similaris</i>	Cut foliage	Quar	13
Soil mealybug <i>Rhizoecus hibisci</i>	Palms	Quar	11
Soil mealybug <i>Geococcus coffeae</i>	Palm	Quar	1
Spiraling whitefly <i>Aleurodicus dispersus</i>	Cut foliage	Quar	47
Stellate scale <i>Vinsonia stellifera</i>	Cut flowers	Quar	14
Taro leafhopper <i>Tarophagus colocasiae</i>	Taro	Quar	7
Tropical fire ant <i>Solenopsis geminata</i>	Cut foliage	Quar	4
White footed ant <i>Technomyrmex albipes</i>	Cut foliage	Quar	48
Whitefly <i>Aleurotrachelus sp.</i>	Cut foliage	Quar	36
TOTAL			<u>1,161</u>
Source * : Nurs: Nursery Quar: Quarantine			



Acknowledgments

A special word of thanks to all that assisted in creating this edition of the crop report. Inspector Cynthia Werner for her photographs and articles and Scott Hunter for cover design. Inspectors Mahmood Waseeq, Gevork Arakelian, Tom Herrera, Adan Herrera, Erineo Ada, Michael Sium, Miguel Gonzalez, Adrian Zavala, Gary Mork, and Deputy Agricultural Commissioner/Sealer Jim Wisemen who assisted in gathering and compiling the statistics. Administrative Assistant Karen Wong who generated the completed statistical report and layout, Elizabeth Lopez for her technical support. Thanks to Richard G. Sokulsky, Deputy Agricultural Commissioner/Sealer for supervising this year's report.



For a copy of this crop report, visit our web site at:
<http://acwm.co.la.ca.us>