



AgEcon SEARCH
RESEARCH IN AGRICULTURAL & APPLIED ECONOMICS

The World's Largest Open Access Agricultural & Applied Economics Digital Library

This document is discoverable and free to researchers across the globe due to the work of AgEcon Search.

Help ensure our sustainability.

Give to AgEcon Search

AgEcon Search
<http://ageconsearch.umn.edu>
aesearch@umn.edu

*Papers downloaded from **AgEcon Search** may be used for non-commercial purposes and personal study only. No other use, including posting to another Internet site, is permitted without permission from the copyright owner (not AgEcon Search), or as allowed under the provisions of Fair Use, U.S. Copyright Act, Title 17 U.S.C.*

California Department of Food and Agriculture

Agricultural Commissioners' Crop Reports

Lassen County

1982-1984

Agricultural Crop Report

*County of
Lassen*

1982

LASSEN COUNTY
DEPARTMENT of AGRICULTURE

L A S S E N C O U N T Y
D E P A R T M E N T O F A G R I C U L T U R E

FREDRIC L. EVANS
AGRICULTURAL COMMISSIONER

*** *** *** *** ***

ANNUAL CROP REPORT
FOR YEAR 1982

COMPILED BY
ROBERT SOMERVILLE

*** *** *** *** ***

DIRECTOR OF AGRICULTURE - STATE OF CALIFORNIA
CLARE BERRYHILL

L A S S E N C O U N T Y B O A R D O F S U P E R V I S O R S

JAMES CHAPMAN, CHAIRMAN	DISTRICT 2
PETE VOSSLER	DISTRICT 1
JEAN LOUBET	DISTRICT 3
VACANT	DISTRICT 4
JOHN LOVELADY	DISTRICT 5

County of Lassen
DEPARTMENT OF AGRICULTURE

Agricultural Commis:
Sealer of Weights and Mea

MAIN OFFICE-SUSANVILLE
175 RUSSELL AVENUE

FAIRGROUNDS, SUSANVILLE, CALIFORNIA

CLARE BERRYHILL, DIRECTOR
CALIFORNIA DEPARTMENT OF FOOD AND AGRICULTURE

THE HONORABLE BOARD OF SUPERVISORS
OF LASSEN COUNTY

Gentlemen:

In compliance with Section 2279 of the California Agricultural Code, I respectfully submit the 1982 Lassen County Crop Report.

The gross dollar value of all agri-crops for 1982 was \$43,291,000, up 10 million dollars over 1981.


Field crop production, including the perennial leader alfalfa, was up 5 million dollars over 1981, with nursery crops up again almost 2 million dollars over last year as harvested acreage of strawberry plants increased 25% to 400 acres.

Livestock and poultry production remained approximately the same at 10 million dollars, but as expected, timber and timber products increased almost 3 million dollars.

I wish to thank Robert Somerville who compiled this report and all of the individuals who cooperated to make this report possible.

As in the past, this report indicates gross value only and does not represent net income to the growers.

Respectfully,



Fredric L. Evans
Agricultural Commissioner
Sealer of Weights and Measures
Air Pollution Control Officer

FIELD CROPS: ACREAGE, PRODUCTION AND VALUE

	YEAR	HARVESTED ACREAGE	PRODUCTION		UNIT	VALUE	
			PER ACRE	TOTAL		PER UNIT	TOTAL
Hay, alfalfa	1982	20,000	4.5	90,000	Ton	\$ 82.00	\$ 7,380,000
	1981	20,000	4.0	80,000	Ton	71.00	5,680,000
Hay, grain	1982	7,500	3.1	23,250	Ton	60.00	1,395,000
	1981	7,500	1.6	12,000	Ton	57.00	684,000
Hay, other	1982	29,000	2.5	72,500	Ton	60.00	4,350,000
	1981	29,000	1.5	43,500	Ton	55.00	2,392,000
Barley	1982	3,300*	1.50	4,950	Ton	100.00	495,000
	1981	3,400*	1.30	4,420	Ton	119.00	526,000
Oats	1982	400*	1.10	440	Ton	125.00	55,000
	1981	500*	.90	450	Ton	135.00	60,800
Rye	1982	400	.40	160	Ton	96.00	15,000
	1981	400	.30	120	Ton	108.00	13,000
Wheat	1982	5,500*	1.67	9,185	Ton	108.00	992,000
	1981	6,300*	1.35	8,505	Ton	118.00	1,003,600
Corn, grain	1982	175	2.83	495	Ton	120.00	59,000
	1981	190	3.00	570	Ton	120.00	68,400
Corn, for silage	1982	390	22.50	8,775	Ton	25.00	219,000
	1981	115	27.00	3,105	Ton	28.00	86,900
Pasture, irrigated	1982	23,500			Acre	100.00	2,350,000
	1981	23,500			Acre	98.00	2,303,000
Pasture, range	1982	400,000			Acre	2.25	900,000
	1981	400,000			Acre	2.20	880,000
TOTAL	1982						\$18,210,000
	1981						\$13,728,200

*Figures submitted by California Crop and Livestock Reporting Service

LIVESTOCK AND POULTRY: PRODUCTION AND VALUE (ESTIMATED)

ITEM	YEAR	PRODUCTION	LIVEWEIGHT	UNIT	VALUE	
		NO. OF HEAD			PER UNIT	TOTAL
Cows	1982	5,600	50,400	Cwt.	\$38.00	\$ 1,915,200
	1981	5,800	52,200	Cwt.	32.00	1,670,400
Calves	1982	4,200	16,800	Cwt.	67.00	1,125,600
	1981	4,200	16,800	Cwt.	64.00	1,075,200
Heifers	1982	6,600	39,600	Cwt.	55.00	2,178,000
	1981	6,500	39,000	Cwt.	52.00	2,028,000
Steers	1982	9,900	69,300	Cwt.	64.00	4,435,200
	1981	9,800	68,600	Cwt.	62.00	4,253,200
Bulls	1982	1,100	15,400	Cwt.	55.00	847,000
	1981	1,100	15,400	Cwt.	54.00	831,600
Sheep and lambs	1982	3,800	3,040	Cwt.	50.00	152,000
	1981	3,800	3,040	Cwt.	60.00	182,400
Hogs and pigs	1982	850	1,700	Cwt.	58.00	98,600
	1981	750	1,500	Cwt.	47.00	70,500
Misc. livestock, (horses, goats, chickens, ducks, geese)	1982					34,000
	1981					31,800
TOTAL	1982					\$10,786,000
	1981					\$10,143,100

LIVESTOCK PRODUCTS: PRODUCTION AND VALUE

ITEM	YEAR	PRODUCTION	UNIT	PER UNIT	TOTAL
Milk, market	1982	22,000*	Cwt.	\$13.22*	\$291,000*
	1981	24,730**	Cwt.	13.40**	331,000**
Wool	1982	39,000	Lbs.	.82	32,000
	1981	48,000	Lbs.	.90	43,200
Apiary	1982				25,000
	1981				10,700
TOTAL	1982				\$348,000
	1981				\$384,900**

* Figures submitted by California Crop and Livestock Reporting Service

**Revised

LIVESTOCK INVENTORY JANUARY 1, 81-82

ITEM	January 1, 1982	January 1, 1981
All cattle and calves	73,000*	73,000*
All milk cows and heifers 2 years and over	300*	250*
Sheep and lambs	2,700*	2,700*
Hogs and pigs	400*	500*

*Figures submitted by California Crop and Livestock Reporting Service

SEED, FRUIT, VEGETABLE AND NURSERY CROPS: ACREAGE, PRODUCTION AND VALUE

CROP	YEAR	HARVESTED ACREAGE	PER ACRE	PRODUCTION		UNIT	PER UNIT	TOTAL
				TOTAL				
Alfalfa seed	1982	380	250	95,000	Lbs.	\$ 1.00		\$ 95,000
	1981	405	340	138,130	Lbs.	1.20		165,800
Strawberry plants	1982	400	415	166,000	Plants (Thous)	34.00/M		5,644,000
	1981	280	460	128,800	"	34.00/M		4,379,200
Christmas trees (private lands)	1982			18,000*		4.00		72,000*
	1981			17,200**		4.00		68,800**
Potatoes	1982	80	500	40,000	Cwt.	6.00		240,000
Misc. crops (garlic, apples)	1982							60,000
	1981							70,000
TOTAL	1982							\$6,111,000*
	1981							\$4,683,800**

*Estimated
**Revised

TIMBER HARVEST

	YEAR	BOARD FEET	VALUE	TOTAL
Saw timber	1982	39,900,000	\$194.00/M	\$7,741,000
	1981	29,100,000	160.00/M	4,656,000
Misc. (posts, poles, fuel wood)	1982			95,000
	1981			92,400
TOTAL	1982			\$7,836,000
	1981			\$4,748,400

RECAPITULATION
PRODUCTION VALUES

	1982	1981
Field crops	\$18,210,000	\$13,728,200
Livestock and poultry	10,786,000	10,143,100
Livestock and poultry products	348,000	384,900*
Seed, fruit, vegetable and nursery crops	6,111,000	4,683,800*
Timber harvest	7,836,000	4,748,400
TOTAL	\$43,291,000	\$33,776,600

*Revised

COMPARATIVE PRODUCTION VALUES

1982.	\$43,291,000
1981.	33,776,600*
1980.	33,286,200*
1979.	28,624,150
1978.	22,220,780
1977.	15,112,700*
1976.	18,115,600
1975.	17,382,015*
1974.	17,248,330
1973.	17,790,115


*Revised

Lassen County Department
of Agriculture
175 Russell Avenue
Susanville, CA 96130

Agricultural Crop Report

*County of
Lassen*

1983



LASSEN COUNTY
DEPARTMENT of AGRICULTURE

Co
DI
MA
17
PH

L A S S E N C O U N T Y
D E P A R T M E N T O F A G R I C U L T U R E

FREDRIC L. EVANS
AGRICULTURAL COMMISSIONER

*** *** *** *** ***

ANNUAL CROP REPORT
FOR YEAR 1983

COMPILED BY
ROBERT SOMERVILLE

*** *** *** *** ***

DIRECTOR OF AGRICULTURE - STATE OF CALIFORNIA
CLARE BERRYHILL

L A S S E N C O U N T Y B O A R D O F S U P E R V I S O R S

PETE VOSSLER, CHAIRMAN	DISTRICT 1
JAMES CHAPMAN	DISTRICT 2
JEAN LOUBET	DISTRICT 3
CARL PARKS	DISTRICT 4
JOHN LOVELADY	DISTRICT 5

County of Lassen
DEPARTMENT OF AGRICULTURE

Agricultural Commissioner
Sealer of Weights and Measures

MAIN OFFICE-SUSANVILLE
175 RUSSELL AVENUE
PHONE 257-3526

FAIRGROUNDS, SUSANVILLE, CALIFORNIA

CLARE BERRYHILL, DIRECTOR
CALIFORNIA DEPARTMENT OF FOOD AND AGRICULTURE

THE HONORABLE BOARD OF SUPERVISORS
OF LASSEN COUNTY

Gentlemen:

In compliance with Section 2279 of the California Agricultural Code, I respectfully submit the 1983 Lassen County Crop Report.

The gross dollar value for all agricultural crops for 1983 was \$50,056,000, up 7 million dollars over 1982 and 17 million dollars over 1981.


Field crops, including alfalfa, were down from the previous year and total sales of all livestock was down over 1 million dollars from 1982. However, nursery production continues to expand as new acres of strawberries become an economic factor in the Honey Lake Valley with 435 acres harvested for a gross value of over \$6,400,000.

Timber and timber products surged ahead with almost 16 million dollars in reported sales, up almost 8 million dollars over 1982.

This report indicates gross dollar value only and does not represent net income to growers.

I wish to thank all of the individuals who cooperated to make this report possible with a special thanks to the members of this office who diligently compiled, documented and typed this 1983 Crop Report.

Respectfully,



Fredric L. Evans
Agricultural Commissioner
Sealer of Weights and Measures
Air Pollution Control Officer

FIELD CROPS: ACREAGE, PRODUCTION AND VALUE

	YEAR	HARVESTED ACREAGE	PRODUCTION		UNIT	VALUE	
			PER ACRE	TOTAL		PER UNIT	TOTAL
Hay, alfalfa	1983	20,500	4.5	92,250	Ton	\$ 85.00	\$7,841,000
	1982	20,000	4.5	90,000	Ton	82.00	7,380,000
*Hay, grain	1983	9,000	2.4	21,600	Ton	64.00	1,382,000
	1982	7,500	3.1	23,250	Ton	60.00	1,395,000
Hay, other	1983	29,000	2.2	63,800	Ton	62.00	3,956,000
	1982	29,000	2.5	72,500	Ton	60.00	4,350,000
Barley	1983	3,000*	1.44	4,320	Ton	110.00	475,000
	1982	3,300*	1.50	4,950	Ton	100.00	495,000
Oats	1983	700*	1.15	806	Ton	130.00	105,000
	1982	400*	1.10	440	Ton	125.00	55,000
Rye	1983	400	.50	200	Ton	100.00	20,000
	1982	400	.40	160	Ton	96.00	15,000
Wheat	1983	2,200	1.50	3,300	Ton	125.00	413,000
	1982	5,500*	1.67	9,185	Ton	108.00	992,000
Corn, grain	1983	225	2.75	619	Ton	140.00	87,000
	1982	175	2.83	495	Ton	120.00	59,000
Corn, for silage	1983	260	21.00	5,460	Ton	27.00	147,000
	1982	390	22.50	8,775	Ton	25.00	219,000
Pasture, irrigated	1983	23,500			Acre	100.00	2,350,000
	1982	23,500			Acre	100.00	2,350,000
Pasture, range	1983	400,000			Acre	2.30	920,000
	1982	400,000			Acre	2.25	900,000
TOTAL	1983						\$17,696,000
	1982						\$18,210,000

*Figures submitted by California Crop and Livestock Reporting Service

LIVESTOCK AND POULTRY: PRODUCTION AND VALUE (ESTIMATED)

ITEM	YEAR	PRODUCTION		UNIT	VALUE	
		NO. OF HEAD	LIVEWEIGHT		PER UNIT	TOTAL
Cows	1983	5,000	45,000	Cwt.	\$36.00	\$1,620,000
	1982	5,600	50,400	Cwt.	38.00	1,915,200
Calves	1983	3,800	15,200	Cwt.	64.00	973,000
	1982	4,200	15,800	Cwt.	67.00	1,125,600
Heifers	1983	6,000	36,000	Cwt.	52.00	1,872,000
	1982	6,600	39,600	Cwt.	55.00	2,178,000
Steers	1983	8,900	62,300	Cwt.	63.00	3,925,000
	1982	9,900	69,300	Cwt.	64.00	4,435,200
Bulls	1983	1,100	15,400	Cwt.	46.00	708,000
	1982	1,100	15,400	Cwt.	55.00	847,000
Sheep and lambs	1983	3,500	2,800	Cwt.	50.00	140,000
	1982	3,800	3,040	Cwt.	50.00	152,000
Hogs and pigs	1983	850	1,700	Cwt.	52.00	88,000
	1982	850	1,700	Cwt.	58.00	98,600
Misc. livestock, (horses, goats, chickens, ducks, geese)	1983					35,000
	1982					34,000
TOTAL	1983					\$ 9,361,000
	1982					\$10,786,000

LIVESTOCK PRODUCTS: PRODUCTION AND VALUE

ITEM	YEAR	PRODUCTION	UNIT	PER UNIT	TOTAL
Milk, market	1983	22,000*	Cwt.	\$12.94*	\$285,000*
	1982	22,110**	Cwt.	13.22**	292,000**
Wool	1983	51,000	Lbs.	.61	31,000
	1982	39,000	Lbs.	.82	32,000
Apiary	1983				22,000
	1982				25,000
<hr/>					
TOTAL	1983				\$338,000
	1982				\$349,000**

* Figures submitted by California Crop and Livestock Reporting Service

** Revised

LIVESTOCK INVENTORY JANUARY 1, 83-84

ITEM	January 1, 1984	January 1, 1983
All cattle and calves	95,000	73,000*
Milk cows	300*	300*
Stock sheep	2,600*	2,700*
Hogs and pigs	300*	400*

*Figures submitted by California Crop and Livestock Reporting Service

SEED, FRUIT, VEGETABLE AND NURSERY CROPS: ACREAGE, PRODUCTION AND VALUE

CROP	YEAR	HARVESTED ACREAGE	PER ACRE	PRODUCTION			
				TOTAL	UNIT	PER UNIT	TOTAL
Alfalfa Seed	1983	210	320	67,000	Lbs.	\$ 1.16	\$ 78,000
	1982	380	250	95,000	Lbs.	1.00	95,000
Strawberry Plants	1983	435	421	183,135	Plants (Thous)	35.00/M	6,410,000
	1982	400	415	166,000	"	34.00/M	5,644,000
Christmas trees (private lands)	1983			17,000*		4.00	68,000*
	1982			16,700**		4.00	67,000**
Misc. crops (cut flowers, garlic, apples, potatoes)	1983						195,000
	1982						60,000
Potatoes	1982	80	500	40,000	Cwt.	6.00	240,000
TOTAL	1983						6,751,000
	1982						6,106,000**

*Estimated
**Revised

TIMBER HARVEST				
	YEAR	BOARD FEET	VALUE	TOTAL
Saw timber	1983	118,000,000*	\$134.00/M	\$ 15,800,000*
	1982	39,900,000	\$194.00/M	7,741,000
Misc. posts, poles, fuelwood)	1983			110,000
	1982			95,000
TOTAL	1983			\$ 15,910,000
	1982			\$ 7,836,000

*Figures submitted by Timber Tax Division

RECAPITULATION
PRODUCTION VALUES

	1983	1982
Field crops	\$17,696,000	\$18,210,000
Livestock and poultry	9,361,000	10,786,000
Livestock and poultry products	338,000	349,000*
Seed, fruit, vegetable and nursery crops	6,751,000	6,106,000*
Timber harvest	15,910,000	7,836,000
TOTAL	\$50,056,000	\$43,287,000*

*Revised


COMPARATIVE PRODUCTION VALUES

1983.	\$50,056,000
1982.	43,287,000*
1981.	33,776,600*
1980.	33,286,200*
1979.	28,624,150
1978.	22,220,780
1977.	15,112,700*
1976.	18,115,600
1975.	17,382,015*
1974.	17,248,330

*Revised

Lassen County Department
of Agriculture
175 Russell Avenue
Susanville, CA 96130

Agricultural Crop Report



LASSEN COUNTY
DEPARTMENT of AGRICULTURE

L A S S E N C O U N T Y
D E P A R T M E N T O F A G R I C U L T U R E

FREDRIC L. EVANS
AGRICULTURAL COMMISSIONER

*** **

ANNUAL CROP REPORT
FOR YEAR 1984

*** **

DIRECTOR OF AGRICULTURE - STATE OF CALIFORNIA

CLARE BERRYHILL

LASSEN COUNTY BOARD OF SUPERVISORS

JOHN LOVELADY, CHAIRMAN	DISTRICT 5
HUGHES de MARTIMPREY	DISTRICT 1
MARION JENKINS	DISTRICT 2
JEAN LOUBET	DISTRICT 3
GARY LEMKE	DISTRICT 4

County of Lassen
DEPARTMENT OF AGRICULTURE

Agricultural Commissioner
Sealer of Weights and Measures

MAIN OFFICE-SUSANVILLE
175 RUSSELL AVENUE

FAIRGROUNDS, SUSANVILLE, CALIFORNIA

CLARE BERRYHILL, DIRECTOR
CALIFORNIA DEPARTMENT OF FOOD AND AGRICULTURE

THE HONORABLE BOARD OF SUPERVISORS
OF LASSEN COUNTY

Gentlemen:

In compliance with Section 2279 of the California Agricultural Code,
I respectfully submit the 1984 Lassen County Crop Report.

The gross dollar value for all agricultural crops, including timber,
was \$52,462,000 for 1984, up slightly over 2 million dollars from 1983.

Field crops, including the perennial leader alfalfa, were down from 1983
due primarily to lower unit values for hay. Strawberry acreage in-
creased again this year to 625 harvested acres with production values
of \$9.8 million, surpassing 1983 by almost \$3.5 million.

This report indicates gross dollar value only and does not represent
net income to growers.

I wish to thank all of the individuals who cooperated to make this
report possible with a special thanks to the members of this office
who diligently compiled, documented and typed this 1984 Crop Report.

Respectfully,


Fredric L. Evans

Agricultural Commissioner
Sealer of Weights and Measures
Air Pollution Control Officer

FIELD CROPS: ACREAGE, PRODUCTION AND VALUE

	YEAR	HARVESTED ACREAGE	PRODUCTION		UNIT	VALUE	
			PER ACRE	TOTAL		PER UNIT	TOTAL
Hay, alfalfa	1984	23,000	4.4	101,200	Ton	\$ 75.00	\$7,590,000
	1983	20,500	4.5	92,250	Ton	85.00	7,841,000
Hay, grain	1984	9,000	2.2	19,800	Ton	60.00	1,188,000
	1983	9,000	2.4	21,600	Ton	64.00	1,382,000
Hay, other	1984	30,000	2.1	63,000	Ton	60.00	3,780,000
	1983	29,000	2.2	63,800	Ton	62.00	3,956,000
Barley	1984	3,200*	1.56*	4,992	Ton	111.00	554,000
	1983	3,000*	1.44	4,320	Ton	110.00	475,000
Oats	1984	700*	1.03*	720	Ton	120.00	86,000
	1983	700*	1.15	806	Ton	130.00	105,000
Rye	1984	300	.45	135	Ton	95.00	13,000
	1983	400	.50	200	Ton	100.00	20,000
Wheat	1984	2,500	1.15*	2,880	Ton	106.00	305,000
	1983	2,200*	1.50	3,300	Ton	125.00	413,000
Corn, grain	1984	235	2.25	529	Ton	122.00	65,000
	1983	225	2.75	619	Ton	140.00	87,000
Corn, for silage	1984	100	18.00	1,800	Ton	24.00	43,000
	1983	260	21.00	5,460	Ton	27.00	147,000
Pasture, irrigated	1984	23,500			Acre	100.00	2,350,000
	1983	23,500			Acre	100.00	2,350,000
Pasture, range	1984	400,000			Acre	2.25	900,000
	1983	400,000			Acre	2.30	920,000
TOTAL	1984						\$16,874,000
	1983						\$17,696,000

*Figures submitted by California Crop and Livestock Reporting Service

LIVESTOCK AND POULTRY: PRODUCTION AND VALUE (ESTIMATED)

ITEM	YEAR	PRODUCTION		UNIT	VALUE	
		NO. OF HEAD	LIVEWEIGHT		PER UNIT	TOTAL
Cows	1984	4,800	43,200	Cwt.	\$36.00	\$1,555,000
	1983	5,000	45,000	Cwt.	36.00	1,620,000
Calves	1984	3,500	14,000	Cwt.	63.00	882,000
	1983	3,800	15,200	Cwt.	64.00	973,000
Heifers	1984	5,700	34,200	Cwt.	56.00	1,915,000
	1983	6,000	36,000	Cwt.	52.00	1,872,000
Steers	1984	8,500	59,500	Cwt.	61.00	3,630,000
	1983	8,900	62,300	Cwt.	63.00	3,925,000
Bulls	1984	1,000	14,000	Cwt.	45.00	630,000
	1983	1,100	15,400	Cwt.	46.00	708,000
Sheep and lambs	1984	3,550	2,840	Cwt.	48.00	136,000
	1983	3,500	2,800	Cwt.	50.00	140,000
Hogs and pigs	1984	900	1,800	Cwt.	49.00	88,000
	1983	850	1,700	Cwt.	52.00	88,000
Misc. livestock, (horses, goats, chickens, ducks, geese)	1984					34,000
	1983					35,000
TOTAL	1984					\$8,870,000
	1983					\$9,361,000

LIVESTOCK PRODUCTS: PRODUCTION AND VALUE

ITEM	YEAR	PRODUCTION	UNIT	PER UNIT	TOTAL
Milk, market	1984	22,000*	Cwt.	\$12.84*	\$282,000*
	1983	21,650**	Cwt.	13.03**	282,000**
Wool	1984	90,000	Lbs.	.74	67,000
	1983	51,000	Lbs.	.61	31,000
Apiary	1984				25,000
	1983				22,000
TOTAL	1984				\$374,000
	1983				335,000**

* Figures submitted by California Crop and Livestock Reporting Service

** Revised

LIVESTOCK INVENTORY JANUARY 1, 84-85

ITEM	January 1, 1985	January 1, 1984
All cattle and calves	97,000*	95,000
Milk cows	300*	300*
Stock sheep	2,500*	2,600*
Hogs and pigs	200*	300*

*Figures submitted by California Crop and Livestock Reporting Service

SEED, FRUIT, VEGETABLE AND NURSERY CROPS: ACREAGE, PRODUCTION AND VALUE

	YEAR	HARVESTED ACREAGE	PER ACRE	PRODUCTION		UNIT	PER UNIT	TOTAL
				TOTAL				
Alfalfa seed	1984	390	350	137,000	Lbs.	\$ 1.12		\$ 153,000
	1983	210	320	67,000	Lbs.	1.16		78,000
Strawberry Plants	1984	625	437	273,125	Plants (thous)	36.00/M		9,833,000
	1983	435	421	183,135	"	35.00/M		6,410,000
Christmas trees (private lands)	1984			17,000		4.00		68,000
	1983			17,000*		4.00		68,000*
Misc. crops (cut flowers, garlic, apples, potatoes	1984							290,000
	1983							195,000
TOTAL	1984							\$10,344,000
	1983							\$ 6,751,000

* Estimated

** Revised

TIMBER HARVEST				
	YEAR	BOARD FEET	VALUE	TOTAL
Saw timber	1984	118,000,000*	\$134.00/M	\$15,800,000*
	1983	118,000,000**	134.00/M	15,800,000**
Misc. posts, poles, fuelwood	1984			200,000
	1983			110,000
TOTAL	1984			\$16,000,000
	1983			\$15,910,000

* Estimated

** Figures submitted by Timber Tax Division

RECAPITULATION
PRODUCTION VALUES

	1984	1983
Field Crops	\$16,874,000	\$17,696,000
Livestock and poultry	8,870,000	9,361,000
Livestock and poultry products	374,000	335,000*
Seed, fruit, vegetable and nursery crops	10,344,000	6,751,000
Timber harvest	16,000,000	15,910,000
TOTAL	\$52,462,000	\$50,053,000*

*Revised

COMPARATIVE PRODUCTION VALUES

1984.	\$52,462,000
1983.	50,053,000*
1982.	43,287,000*
1981.	33,776,600*
1980.	33,286,200*
1979.	28,624,150
1978.	22,220,780
1977.	15,112,700*
1976.	18,115,600
1975.	17,382,015*

*Revised

