



AgEcon SEARCH
RESEARCH IN AGRICULTURAL & APPLIED ECONOMICS

The World's Largest Open Access Agricultural & Applied Economics Digital Library

This document is discoverable and free to researchers across the globe due to the work of AgEcon Search.

Help ensure our sustainability.

Give to AgEcon Search

AgEcon Search
<http://ageconsearch.umn.edu>
aesearch@umn.edu

*Papers downloaded from **AgEcon Search** may be used for non-commercial purposes and personal study only. No other use, including posting to another Internet site, is permitted without permission from the copyright owner (not AgEcon Search), or as allowed under the provisions of Fair Use, U.S. Copyright Act, Title 17 U.S.C.*

California Department of Food and Agriculture

Agricultural Commissioners' Crop Reports

Amador County

2010-2014

2010 Amador County



Agricultural Crop & Livestock Report

OFFICE OF

DEPARTMENT OF AGRICULTURE / WEIGHTS AND MEASURES

LOCATION: 12200-B AIRPORT ROAD, MARTELL, CA • PHONE (209) 223-6487 • FAX (209) 223-3312
MAIL: 12200-B AIRPORT ROAD, JACKSON, CA 95642-9527 • e-mail: agriculture@co.amador.ca.us



July 21, 2011

Karen Ross, Secretary
California Department of Food and Agriculture
And
The Honorable Board of Supervisors
County of Amador

In accordance with Section 2279 of the California Food and Agricultural Code, I am pleased to present the 2010 Amador County Report of Agriculture.

The total gross valuation for all agricultural commodities produced in 2010 was \$23,722,989. This represents an increase of 3.7% from the 2009 gross production values. The primary increase was timber at 63.82%.

These production values only partially reflect the overall measure of the economic impact agriculture has on the local economy. Processing, transporting, marketing and other farm-related services significantly multiply the value agriculture has to Amador County.

It must be emphasized that this report deals with gross values of production only and does not attempt to reflect net farm income.

I would like to thank all the individuals, producers, processors, government agencies and others whose cooperation and assistance contributed in preparing this report. My sincerest thanks and appreciation must also be extended to the Amador County Department of Agriculture staff for their efforts in compiling and finalizing this report.

Respectfully submitted,

A handwritten signature in black ink, appearing to read "Michael E. Boitano", with a long, sweeping underline.

Michael E. Boitano
Agricultural Commissioner/Sealer

AMADOR COUNTY

BOARD OF SUPERVISORS

BRIAN ONETO	DISTRICT V
JOHN PLASSE, CHAIRMAN	DISTRICT I
RICHARD M. FORSTER	DISTRICT II
THEODORE F. NOVELLI	DISTRICT III
LOUIS D. BOITANO	DISTRICT IV

DEPARTMENT OF AGRICULTURE

**AGRICULTURAL COMMISSIONER
SEALER OF WEIGHTS AND MEASURES**
MICHAEL E. BOITANO

**DEPUTY AGRICULTURAL COMMISSIONER
DEPUTY SEALER OF WEIGHTS AND MEASURES**
PATRICIA M. LESKY

AGRICULTURAL AND STANDARDS INSPECTORS
BARRY P. CLARK
CARRIE R. BASSETT

AGRICULTURAL TECHNICIAN
RICHARD A. MELINE

ADMINISTRATIVE SECRETARY
CAROLYN M. SCALABRINO

FRUIT AND NUT CROPS

	YEAR	HARVESTED ACRES	PROD. / ACRE	TOTAL UNITS	PRICE / UNIT	TOTAL VALUE
*WINE GRAPES	2010	3429	2.92	10013	\$1,037	\$10,383,149
	2009	3410	3.2	10912	\$1,046	\$11,413,952
WALNUTS	2010	292	0.31	91	\$1,460	\$132,860
	2009	294	0.35	103	\$1,460	\$150,183
**MISC	2010	16.5				\$20,180
	2009	10.75				\$18,098
TOTALS	2010					\$10,536,189
	2009					\$11,582,232

* Weighted Average Determination - 10% acre reduction due to non-harvested fruit

** Olive Kiwis

FIELD CROPS

	YEAR	HARVESTED ACRES	PROD. / ACRE	TOTAL UNITS	PRICE/ UNIT	TOTAL VALUE
HAY, ALFALFA	2010	367	5.7	2092	\$125	\$261,500
	2009	454	6.21	2819	\$120	\$338,321
^*HAY, GRAIN	2010	1035				\$397,201
	2009	968.72				\$209,421
**HAY, OTHER	2010	490				\$138,323
	2009	517				\$97,080
PASTURE IRRIGATED	2010	1700			\$50	\$85,000
	2009	1700			\$50	\$85,000
PASTURE & RANGE	2010	156801			\$18	\$2,822,418
	2009	156801			\$16	\$2,508,816
***MISC. CROPS	2010	267				\$229,373
	2009	328				\$234,050
TOTALS	2010					\$3,933,815
	2009					\$3,472,688

* Wheat For/Fod, Oats For/Fod

**Dry Land Hay, Ryegrass For/FOD, Vetch

*** Sudan Grass, Corn For/Fod

^ Rise in Wheat For/Fod price and acreage

LIVESTOCK AND POULTRY

	YEAR	NUMBER OF HEAD	WEIGHT (CWT)	PRICE/ UNIT	TOTAL VALUE
CATTLE & CALVES	2010	12900	83850	\$78	\$6,540,300
	2009	13000	84500	\$65	\$5,475,600
HOGS & PIGS	2010	150	360	\$55	\$19,764
	2009	200	480	\$42	\$20,304
SHEEP & LAMBS	2010	1800	2160	\$76	\$163,728
	2009	1500	1800	\$60	\$107,820
**MEAT GOATS (Breeding)	2010	200	300	\$300	\$60,000
	2009	200	600	\$325	\$65,000
MEAT GOATS	2010	900	900	\$275	\$247,500
	2009	900	900	\$150	\$135,000
^*MISC.	2010				\$486,895
	2009				\$442,174
TOTALS	2010				\$7,518,187
	2009				\$6,245,898

* Milk Goats, Rabbits, Game Birds, Fish, Poultry

^ Correction on Poultry price

** Sold by the head

LIVESTOCK AND POULTRY PRODUCTS	YEAR	TOTAL VALUE
WOOL, MOHAIR	2010	\$38,965
AND APIARY PRODUCTS	2009	\$34,440

MISCELLANEOUS

	YEAR	TOTAL VALUE
*^~FRESH VEGETABLES	2010	\$728,112
	2009	\$833,514
NURSERY STOCK	2010	\$248,665
	2009	\$269,448
TOTALS	2010	\$976,777
	2009	\$1,102,962

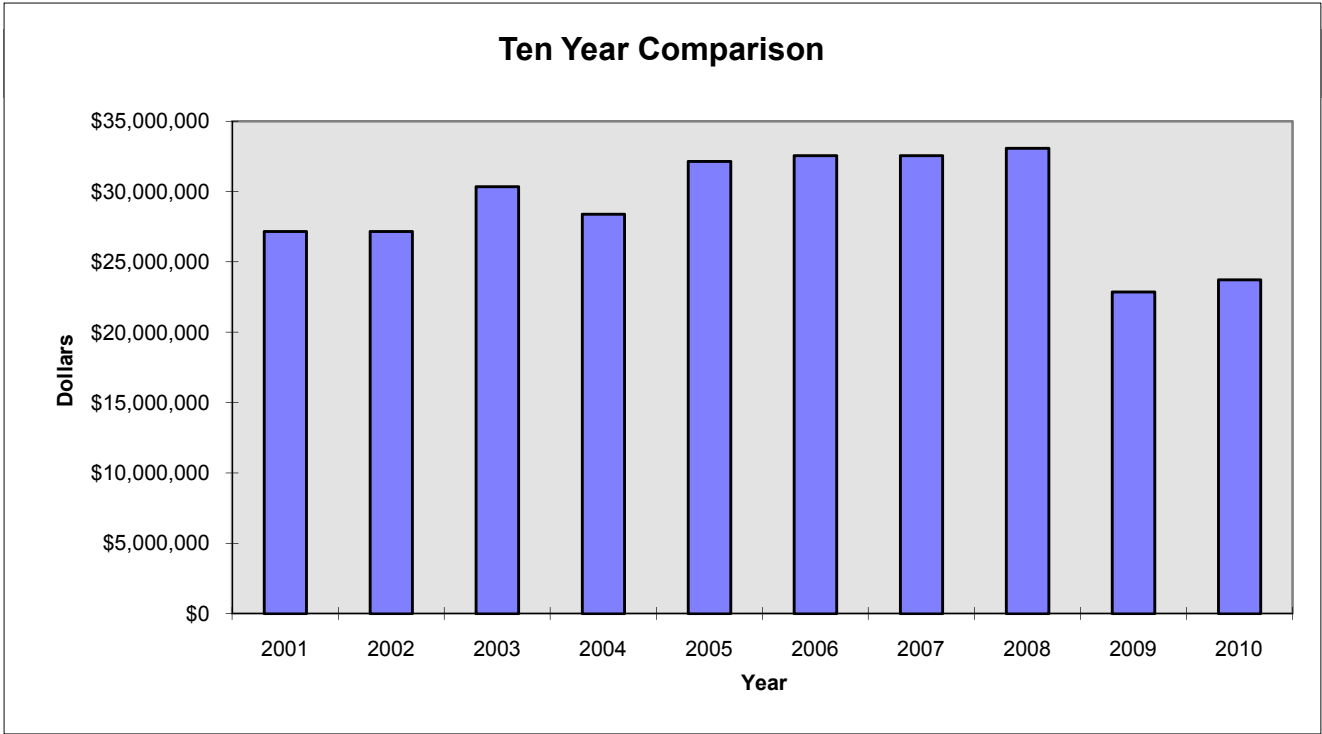
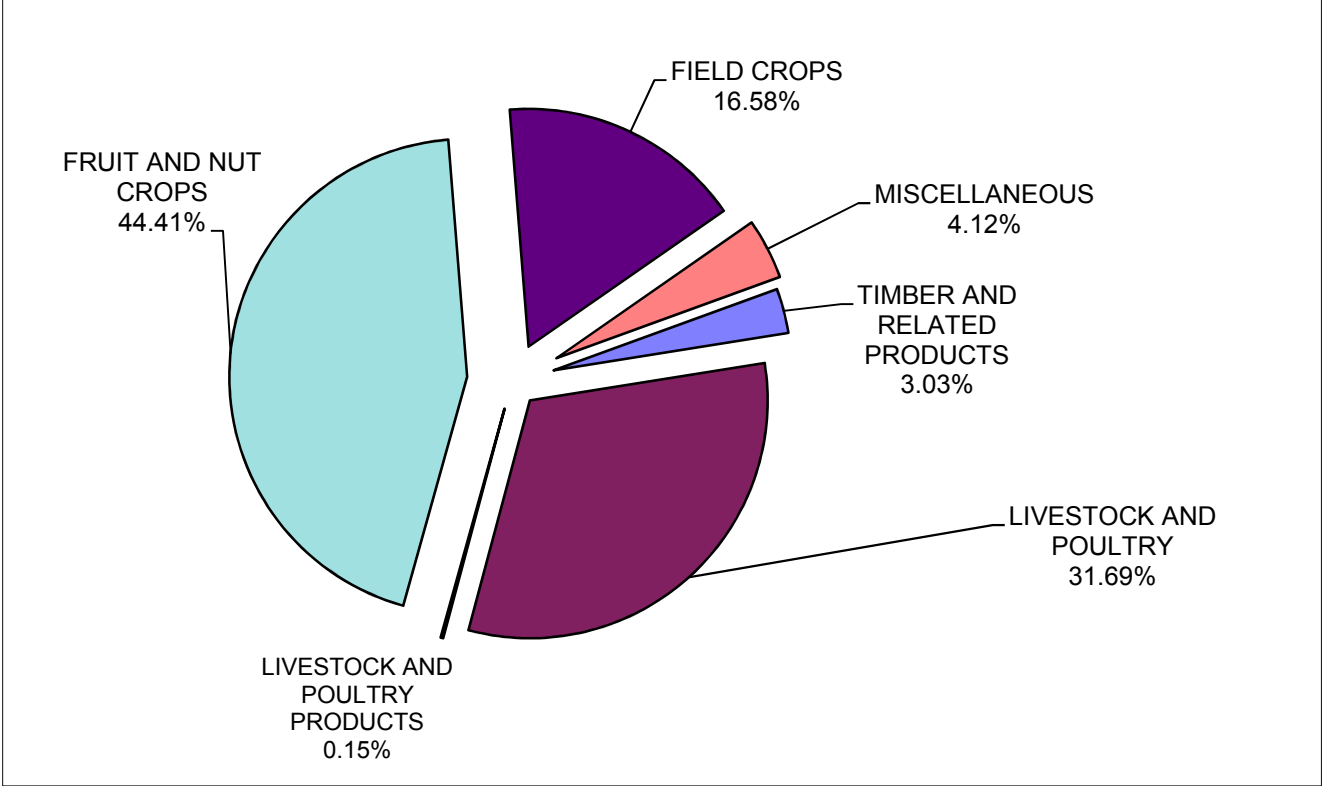
* Farmers Market, Melons, Pumpkins, Tomatoes

^ Reduction in Pumpkin Yields & Price

~ Farmers Market reduction reported by market manager

TIMBER AND RELATED PRODUCTS

YEAR	HARVESTED BOARD FEET	TOTAL VALUE
2010	7,718 MBF	\$719,056
2009	5,927 MBF	\$438,921



RECAPITULATION		
	2009	2010
TIMBER AND RELATED PRODUCTS	\$438,921	\$719,056
LIVESTOCK AND POULTRY	\$6,245,898	\$7,518,187
FRUIT AND NUT CROPS	\$11,582,232	\$10,536,189
FIELD CROPS	\$3,472,688	\$3,933,815
MISCELLANEOUS	\$1,102,962	\$976,777
LIVESTOCK AND POULTRY PRODUCTS	\$34,440	\$38,965
GRAND TOTAL	\$22,877,141	\$23,722,989

STATISTICS		
TOTAL LAND AREA	363500	acres
WILLIAMSON ACT LAND	93966	acres
EL DORADO NATIONAL FOREST	78079	acres
BLM LAND	9191	acres
TIMBER PRESERVE LAND	28021	acres
PASTURE AND RANGELAND	156801	acres
LAND IN FARMS	218000	acres
FARMS IN COUNTY	376	

TOTAL FOR THE PAST TEN YEARS				
2001	\$27,168,458	2006	\$32,557,563	
2002	\$30,348,836	2007	\$33,075,168	
2003	\$28,391,406	2008	\$31,953,169	
2004	\$32,144,132	2009	\$22,877,141	
2005	\$43,127,023	2010	\$23,722,989	

SUSTAINABLE AGRICULTURAL REPORT

BIOLOGICAL CONTROL PROGRAMS

PEST	AGENT/MECHANISM	PROGRAM
KLAMATH WEED	KLAMATH WEED BEETLE	COUNTY WIDE
ITALIAN THISTLE	SEEDHEAD WEEVIL	COUNTY WIDE
PUNCTURE VINE	STEM & SEED WEEVIL	COUNTY WIDE
ASH WHITE FLY	ENCARSIA WASP	COUNTY WIDE
YELLOW STARHISTLE	BANGASTERNUS ORIENTALIS	COUNTY WIDE
YELLOW STARHISTLE	EUSTENOPUS VILLOSUS	COUNTY WIDE
YELLOW STARHISTLE	LARINUS CURTUS WEEVIL	COUNTY WIDE
YELLOW STARHISTLE	YELLOW STARHISTLE GALL FLY	COUNTY WIDE

PEST PREVENTION ACTIVITIES

PEST ERADICATION

RUSSIAN KNAPWEED	HAND PULLED	9 SITES
SPOTTED KNAPWEED	HAND PULLED	2 SITES
PERENNIAL PEPPERWEED	CHEMICAL / HAND PULLED	9 SITES
OBLONG SPURGE	CHEMICAL	2 SITES

PEST EXCLUSION

TYPE	SHIPMENTS INSPECTED	REJECTIONS
TRUCKS	33	0
GYPSY MOTH	3	0
GLASSY-WINGED SHARPSHOOTER	146	0

PEST DETECTION

INSECT TRAPPING PROGRAM

TYPE OF TRAP	NUMBER OF TRAPS
GYPSY MOTH	150
MEDITERRANEAN FRUIT FLY	33
JAPANESE BEETLE	25
ORIENTAL FRUIT FLY	11
MELON FRUIT FLY	11
LIGHT BROWN APPLE MOTH	33
GLASSY-WINGED SHARPSHOOTER	90

CERTIFIED FARMERS MARKETS

NUMBER OF MARKETS	NUMBER OF VENDERS
4	30

ORGANIC FARMING STATISTICS

TYPE OF FARM	NUMBER OF FARMS
VEGETABLES	5
WINE GRAPES	3

2011 Amador County



*Agricultural Crop
&
Livestock Report*

Mother Lode Harvest is a local foods and farm products association dedicated to connecting the people of Amador County and the foothills region to sustainable raised and produced goods, while supporting local farmers and agricultural producers. MLH started as a multi-farm CSA (community-supported agriculture) which represents a new advance in CSA programs offering greater variety to our customers. We are a not-for-profit membership association and are currently run entirely by volunteers.



May 31, 2012

Karen Ross, Secretary
California Department of Food and Agriculture
And
The Honorable Board of Supervisors
County of Amador

In accordance with Section 2279 of the California Food and Agricultural Code, I am pleased to present the 2011 Amador County Report of Agriculture.

The total gross valuation for all agricultural commodities produced in 2011 was \$29,777,623. This represents an increase of 25.52 % from the 2010 gross production values. The primary increases were livestock at 76.24% and timber at 29.36 %.

These production values only partially reflect the overall measure of the economic impact agriculture has on the local economy. Processing, transporting, marketing and other farm-related services significantly multiply the value agriculture has to Amador County.

It must be emphasized that this report deals with gross values of production only and does not attempt to reflect net farm income.

I would like to thank all the individuals, producers, processors, government agencies and others whose cooperation and assistance contributed in preparing this report. My sincerest thanks and appreciation must also be extended to the Amador County Department of Agriculture staff for their efforts in compiling and finalizing this report.

Respectfully submitted,

A handwritten signature in black ink, appearing to read "Michael E. Boitano".

Michael E. Boitano
Agricultural Commissioner/Sealer

AMADOR COUNTY

BOARD OF SUPERVISORS

LOUIS D. BOITANO, CHAIRMAN	DISTRICT IV
JOHN PLASSE	DISTRICT I
RICHARD M. FORSTER	DISTRICT II
THEODORE F. NOVELLI	DISTRICT III
BRIAN ONETO	DISTRICT V

DEPARTMENT OF AGRICULTURE

**AGRICULTURAL COMMISSIONER
SEALER OF WEIGHTS AND MEASURES**
MICHAEL E. BOITANO

**DEPUTY AGRICULTURAL COMMISSIONER
DEPUTY SEALER OF WEIGHTS AND MEASURES**
PATRICIA M. LESKY

AGRICULTURAL AND STANDARDS INSPECTORS
BARRY P. CLARK
CARRIE R. BASSETT

ADMINISTRATIVE SECRETARY
CAROLYN M. SCALABRINO

FRUIT AND NUT CROPS

	YEAR	HARVESTED ACRES	PROD. / ACRE	TOTAL UNITS	PRICE / UNIT	TOTAL VALUE
*WINE GRAPES	2011	3477	2.92	10153	\$1,150	\$11,675,766
	2010	3429	2.92	10013	\$1,037	\$10,383,149
WALNUTS	2011	294.5	0.33	97	\$2,409	\$233,673
	2010	292	0.31	91	\$1,460	\$132,860
**MISC	2011	16.5				\$12,482
	2010	16.5				\$20,180
TOTALS	2011					\$11,921,921
	2010					\$10,536,189

* Weighted Average Determination

** Olive

FIELD CROPS

	YEAR	HARVESTED ACRES	PROD. / ACRE	TOTAL UNITS	PRICE/ UNIT	TOTAL VALUE
HAY, ALFALFA	2011	282	6.2	1748	\$240	\$418,742
	2010	367	5.7	2092	\$125	\$261,500
*HAY, GRAIN	2011	1004				\$727,880
	2010	1034.72				\$397,201
**HAY, OTHER	2011	581				\$188,822
	2010	490				\$138,323
PASTURE IRRIGATED	2011	2200			\$70	\$154,000
	2010	1700			\$50	\$85,000
PASTURE & RANGE	2011	156801			\$22	\$3,449,622
	2010	156801			\$18	\$2,822,418
***MISC. CROPS	2011	350				\$384,478
	2010	267				\$229,373
TOTALS	2011					\$5,323,544
	2010					\$3,933,815

* Wheat For/Fod, Oats For/Fod

**Dry Land Hay, Ryegrass For/Fod,

*** Sudan Grass, Corn For/Fod

LIVESTOCK AND POULTRY

	YEAR	NUMBER OF HEAD	WEIGHT (CWT)	PRICE/ UNIT	TOTAL VALUE
**CATTLE & CALVES	2011	8800	8800	\$980	\$8,624,000
	2010	12900	83850	\$78	\$6,540,300
**HOGS & PIGS	2011	90	216	\$160	\$14,400
	2010	150	360	\$55	\$19,764
**SHEEP & LAMBS	2011	1800	2160	\$66	\$118,800
	2010	1800	2160	\$76	\$163,728
**MEAT GOATS (Breeding)	2011	300	450	\$400	\$120,000
	2010	200	300	\$300	\$60,000
MEAT GOATS	2011	950	950	\$275	\$261,250
	2010	900	900	\$275	\$247,500
^*MISC.	2011				\$587,306
	2010				\$486,895
TOTALS	2011				\$9,725,756
	2010				\$7,518,187

* Milk Goats, Rabbits, Game Birds, Fish, Poultry

** 2011 Sold by the head

LIVESTOCK AND POULTRY PRODUCTS	YEAR	TOTAL VALUE
WOOL, MOHAIR	2011	\$62,664
AND APIARY PRODUCTS	2010	\$38,965

MISCELLANEOUS

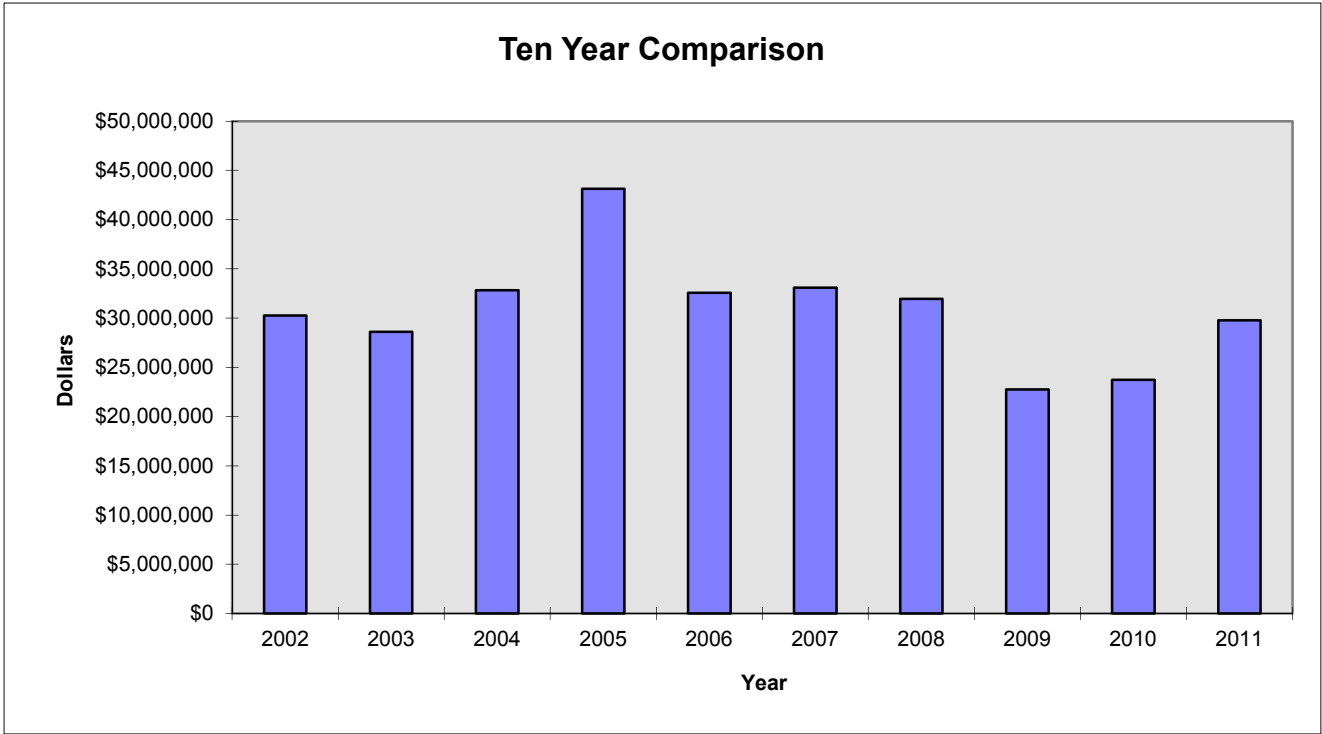
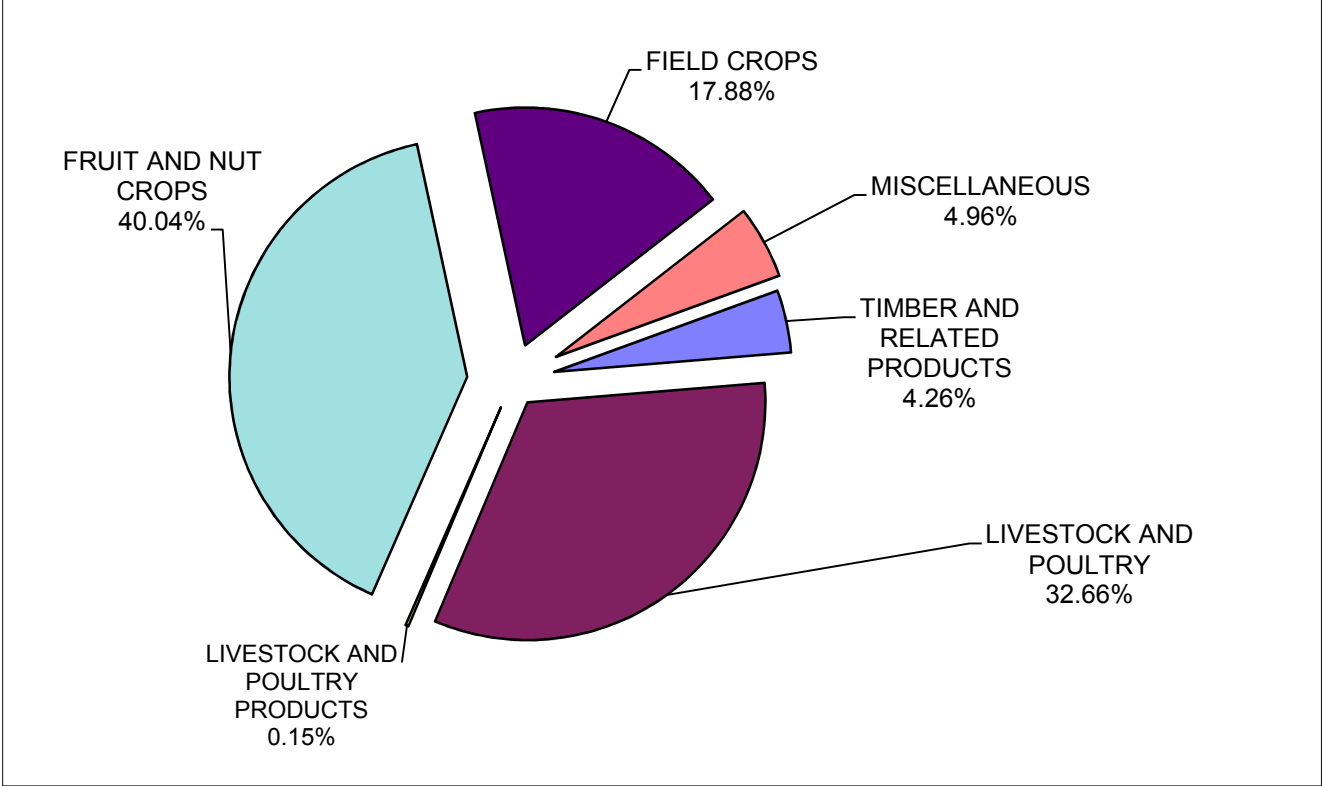
	YEAR	TOTAL VALUE
*~FRESH VEGETABLES	2011	\$1,262,352
	2010	\$728,112
NURSERY STOCK	2011	\$214,136
	2010	\$248,665
TOTALS	2011	\$1,476,488
	2010	\$976,777

* Farmers Market, Melons, Pumpkins, Tomatoes, Cucumbers,

~ Farmers Market increase reported by market manager

TIMBER AND RELATED PRODUCTS

YEAR	HARVESTED BOARD FEET	TOTAL VALUE
2011	9,979 MBF	\$1,267,250
2010	7,718 MBF	\$719,056



RECAPITULATION		
	2010	2011
TIMBER AND RELATED PRODUCTS	\$719,056	\$1,267,250
LIVESTOCK AND POULTRY	\$7,518,187	\$9,725,756
FRUIT AND NUT CROPS	\$10,536,189	\$11,921,921
FIELD CROPS	\$3,933,815	\$5,323,544
MISCELLANEOUS	\$976,777	\$1,476,488
LIVESTOCK AND POULTRY PRODUCTS	\$38,965	\$62,664
GRAND TOTAL	\$23,722,989	\$29,777,623

STATISTICS		
TOTAL LAND AREA	363500	acres
WILLIAMSON ACT LAND	93966	acres
EL DORADO NATIONAL FOREST	78079	acres
BLM LAND	9191	acres
TIMBER PRESERVE LAND	28021	acres
PASTURE AND RANGELAND	156801	acres
LAND IN FARMS	218000	acres
FARMS IN COUNTY	376	

TOTAL FOR THE PAST TEN YEARS				
2002	\$30,267,289	2007	\$33,075,168	
2003	\$28,597,349	2008	\$31,953,169	
2004	\$32,840,674	2009	\$22,755,641	
2005	\$43,127,023	2010	\$23,722,989	
2006	\$32,557,563	2011	\$29,777,623	

SUSTAINABLE AGRICULTURAL REPORT

BIOLOGICAL CONTROL PROGRAMS

PEST	AGENT/MECHANISM	PROGRAM
KLAMATH WEED	KLAMATH WEED BEETLE	COUNTY WIDE
ITALIAN THISTLE	SEEDHEAD WEEVIL	COUNTY WIDE
PUNCTURE VINE	STEM & SEED WEEVIL	COUNTY WIDE
ASH WHITE FLY	ENCARSIA WASP	COUNTY WIDE
YELLOW STARHISTLE	BANGASTERNUS ORIENTALIS	COUNTY WIDE
YELLOW STARHISTLE	EUSTENOPUS VILLOSUS	COUNTY WIDE
YELLOW STARHISTLE	LARINUS CURTUS WEEVIL	COUNTY WIDE
YELLOW STARHISTLE	YELLOW STARHISTLE GALL FLY	COUNTY WIDE

PEST PREVENTION ACTIVITIES

PEST ERADICATION

PEST	METHOD	SITES
RUSSIAN KNAPWEED	HAND PULLED	9 SITES
SPOTTED KNAPWEED	HAND PULLED	2 SITES
PERENNIAL PEPPERWEED	CHEMICAL / HAND PULLED	9 SITES
OBLONG SPURGE	CHEMICAL	2 SITES

PEST EXCLUSION

TYPE	SHIPMENTS INSPECTED	REJECTIONS
TRUCKS	29	0
GLASSY-WINGED SHARPSHOOTER	72	0

PEST DETECTION

INSECT TRAPPING PROGRAM

TYPE OF TRAP	NUMBER OF TRAPS
GYPSY MOTH	150
MEDITERRANEAN FRUIT FLY	27
JAPANESE BEETLE	25
ORIENTAL FRUIT FLY	11
MELON FRUIT FLY	11
LIGHT BROWN APPLE MOTH	32
GLASSY-WINGED SHARPSHOOTER	31
EUROPEAN GRAPEVINE MOTH	98


CERTIFIED FARMERS MARKETS

NUMBER OF MARKETS	NUMBER OF VENDERS
4	30

ORGANIC FARMING STATISTICS

TYPE OF FARM	NUMBER OF FARMS
VEGETABLES	7
WINE GRAPES	3

2012
Amador County



*Agricultural Crops
&
Livestock Report*

Farm Day is a national effort to educate school-aged youth about the importance of agriculture in their everyday lives. Amador's Farm Day was a one-day field trip, open to all county third-graders, free of charge, Wednesday, Sept. 26, 2012 at the Amador County Fairgrounds, in Plymouth, CA.

Students spent the day learning about farms, ranches, and how food gets to the table. They also learned about the biodiversity of Amador's regions, from timber forests to croplands. There were 24 interactive stations that satisfied state curriculum standards, demonstrating to the children how agriculture gets from the farm to their forks.

Patterned off of other counties' successful efforts, and planned in an amazing six months, Amador Farm Day hosted nearly 400 students from both public and private schools to teach and show them the diversity of products that are made from agriculture, and the process of getting crops from the dirt into the packaging they see in their pantries.



July 16, 2013

Karen Ross, Secretary
California Department of Food and Agriculture
And
The Honorable Board of Supervisors
County of Amador

In accordance with Section 2279 of the California Food and Agricultural Code, I am pleased to present the 2012 Amador County Report of Agriculture.

The total gross valuation for all agricultural commodities produced in 2012 was \$34,584,662. This represents an increase of 16.14% from the 2011 gross production values. The primary increases were Timber at 67.42% and Grapes at 31.76%.

These production values only partially reflect the overall measure of the economic impact agriculture has on the local economy. Processing, transporting, marketing and other farm-related services significantly multiply the value agriculture has to Amador County.

It must be emphasized that this report deals with gross values of production only and does not attempt to reflect net farm income.

I would like to thank all the individuals, producers, processors, government agencies and others whose cooperation and assistance contributed in preparing this report. My sincerest thanks and appreciation must also be extended to the Amador County Department of Agriculture staff for their efforts in compiling and finalizing this report.

Respectfully submitted,

A handwritten signature in blue ink, appearing to read "Michael E. Boitano", is written over a horizontal line.

Michael E. Boitano
Agricultural Commissioner/Sealer

AMADOR COUNTY

BOARD OF SUPERVISORS

RICHARD M. FORSTER, CHAIRMAN	DISTRICT II
JOHN PLASSE	DISTRICT I
THEODORE F. NOVELLI	DISTRICT III
LOUIS D. BOITANO	DISTRICT IV
BRIAN ONETO	DISTRICT V

DEPARTMENT OF AGRICULTURE

**AGRICULTURAL COMMISSIONER
SEALER OF WEIGHTS AND MEASURES**
MICHAEL E. BOITANO

**DEPUTY AGRICULTURAL COMMISSIONER
DEPUTY SEALER OF WEIGHTS AND MEASURES**
PATRICIA M. LESKY

AGRICULTURAL AND STANDARDS INSPECTORS
BARRY P. CLARK
CARRIE R. BASSETT

ADMINISTRATIVE SECRETARY
CAROLYN M. SCALABRINO

FRUIT AND NUT CROPS

	YEAR	HARVESTED ACRES	PROD. / ACRE	TOTAL UNITS	PRICE / UNIT	TOTAL VALUE
*WINE GRAPES	2012	4000	3.24	12960	\$1,187	\$15,383,520
	2011	3477	2.92	10153	\$1,150	\$11,675,766
WALNUTS	2012	272	0.38	103	\$2,120	\$218,360
	2011	294.5	0.33	97	\$2,409	\$233,673
**MISC	2012	50.5				\$104,319
	2011	16.5				\$12,482
TOTALS	2012					\$15,706,199
	2011					\$11,921,921

* Weighted Average Determination

** Olive Oil

FIELD CROPS

	YEAR	HARVESTED ACRES	PROD. / ACRE	TOTAL UNITS	PRICE/ UNIT	TOTAL VALUE
HAY, ALFALFA	2012	384	5.63	2162	\$230	\$497,242
	2011	282	6.2	1748	\$240	\$418,742
*HAY, GRAIN	2012	757				\$455,693
	2011	1003.72				\$727,880
**HAY, OTHER	2012	457				\$148,959
	2011	581				\$188,822
PASTURE IRRIGATED	2012	2050			\$80	\$164,000
	2011	2200			\$70	\$154,000
PASTURE & RANGE	2012	156801			\$28	\$4,390,428
	2011	156801			\$22	\$3,449,622
***MISC. CROPS	2012	351				\$436,506
	2011	350				\$384,478
TOTALS	2012					\$6,092,828
	2011					\$5,323,544

* Wheat For/Fod, Oats For/Fod

**Dry Land Hay, Ryegrass For/Fod,

*** Sudan Grass, Corn For/Fod

LIVESTOCK AND POULTRY

	YEAR	NUMBER OF HEAD	WEIGHT (CWT)	PRICE/ HEAD	TOTAL VALUE
**CATTLE & CALVES	2012	8700	0	\$897	\$7,803,900
	2011	8800	0	\$980	\$8,624,000
**HOGS & PIGS	2012	50	0	\$300	\$15,000
	2011	90	0	\$160	\$14,400
**SHEEP & LAMBS	2012	2000	0	\$188	\$376,000
	2011	1800	0	\$66	\$118,800
**MEAT GOATS (Breeding)	2012	300	0	\$400	\$120,000
	2011	300	0	\$400	\$120,000
MEAT GOATS	2012	950	0	\$175	\$166,250
	2011	950	0	\$275	\$261,250
*MISC.	2012				\$704,878
	2011				\$587,306
TOTALS	2012				\$9,186,028
	2011				\$9,725,756

* Milk Goats, Rabbits, Game Birds, Fish, Poultry

** Sold by the head

LIVESTOCK AND POULTRY PRODUCTS	YEAR	TOTAL VALUE
WOOL, MOHAIR	2012	\$60,600
AND APIARY PRODUCTS	2011	\$62,664

MISCELLANEOUS

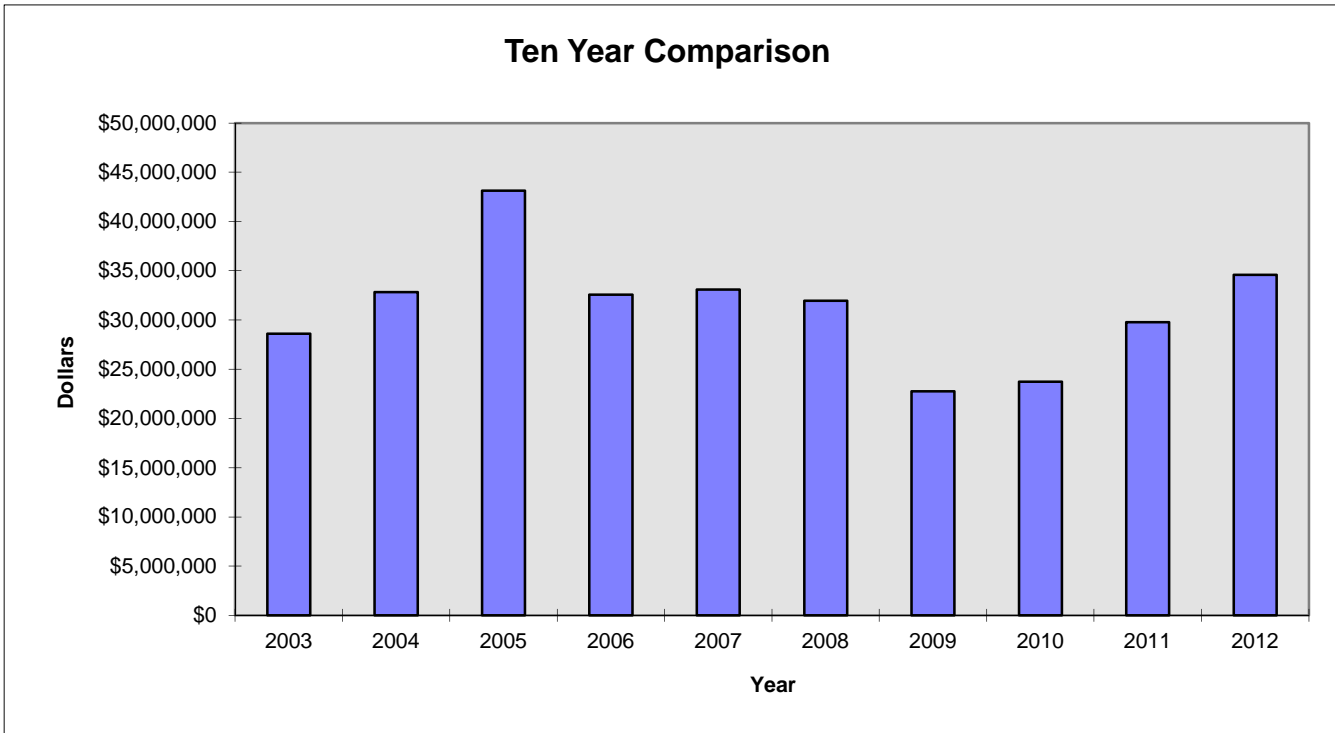
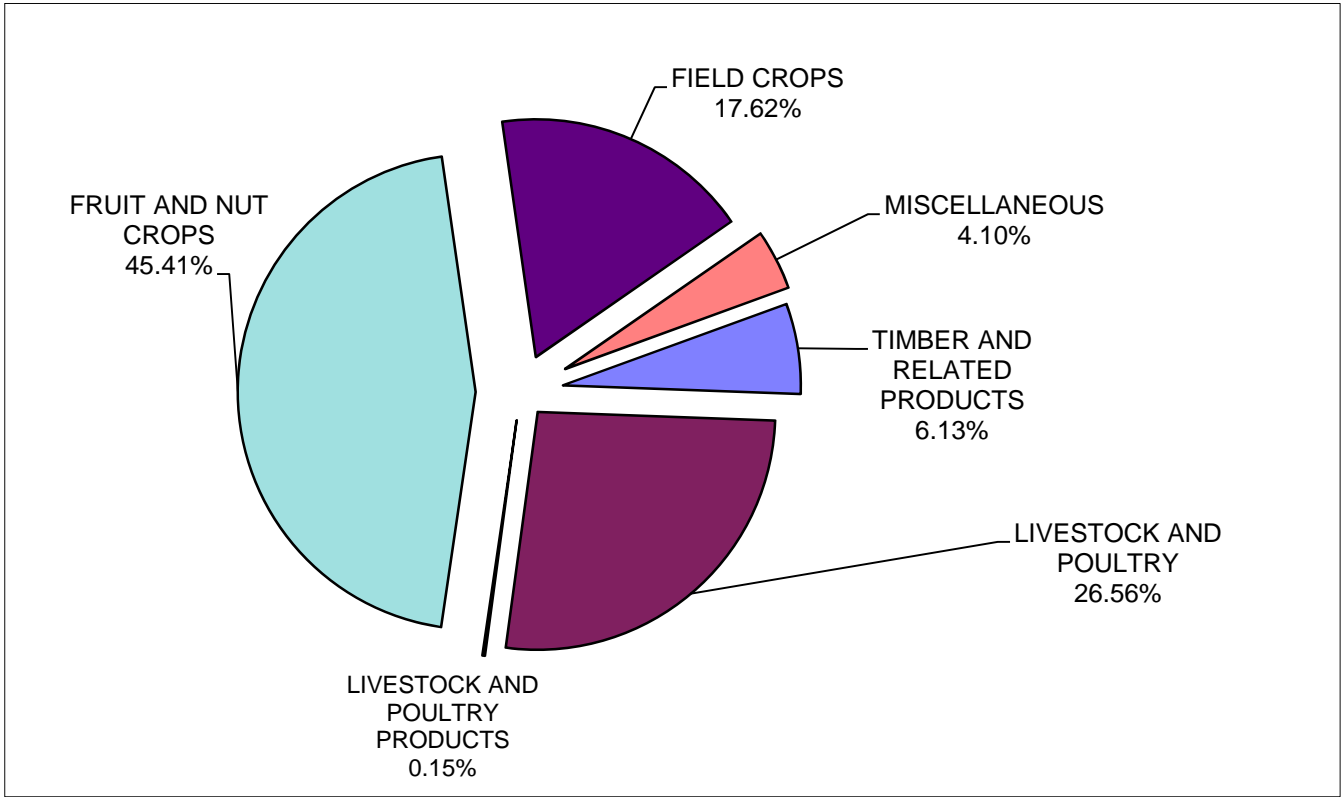
	YEAR	TOTAL VALUE
*~FRESH VEGETABLES	2012	\$1,137,162
	2011	\$1,262,352
CHRISTMAS TREES	2012	\$16,200
NURSERY STOCK	2012	\$264,000
	2011	\$214,136
TOTALS	2012	\$1,417,362
	2011	\$1,476,488

* Farmers Market, Pumpkins, Tomatoes, Cucumbers (2011 Only)

~ Farmers Market decrease reported by market manager

TIMBER AND RELATED PRODUCTS

YEAR	HARVESTED BOARD FEET	TOTAL VALUE
2012	9,979 MBF	\$2,121,645
2011	7,718 MBF	\$1,267,250



RECAPITULATION

	2011	2012
TIMBER AND RELATED PRODUCTS	\$1,267,250	\$2,121,645
LIVESTOCK AND POULTRY	\$9,725,756	\$9,186,028
FRUIT AND NUT CROPS	\$11,921,921	\$15,706,199
FIELD CROPS	\$5,323,544	\$6,092,828
MISCELLANEOUS	\$1,476,488	\$1,417,362
LIVESTOCK AND POULTRY PRODUCTS	\$62,664	\$60,600
GRAND TOTAL	\$29,777,623	\$34,584,662

STATISTICS

TOTAL LAND AREA	363500	acres
WILLIAMSON ACT LAND	93966	acres
EL DORADO NATIONAL FOREST	78079	acres
BLM LAND	9191	acres
TIMBER PRESERVE LAND	28021	acres
PASTURE AND RANGELAND	156801	acres
LAND IN FARMS	218000	acres
FARMS IN COUNTY	376	

TOTAL FOR THE PAST TEN YEARS

2003	\$28,597,349	2008	\$31,953,169
2004	\$32,840,674	2009	\$22,755,641
2005	\$43,127,023	2010	\$23,722,989
2006	\$32,557,563	2011	\$29,777,623
2007	\$33,075,168	2012	\$34,584,662

SUSTAINABLE AGRICULTURAL REPORT

BIOLOGICAL CONTROL PROGRAMS

PEST	AGENT/MECHANISM	PROGRAM
KLAMATH WEED	KLAMATH WEED BEETLE	COUNTY WIDE
ITALIAN THISTLE	SEEDHEAD WEEVIL	COUNTY WIDE
PUNCTURE VINE	STEM & SEED WEEVIL	COUNTY WIDE
ASH WHITE FLY	ENCARSIA WASP	COUNTY WIDE
YELLOW STARHISTLE	BANGASTERNUS ORIENTALIS	COUNTY WIDE
YELLOW STARHISTLE	EUSTENOPUS VILLOSUS	COUNTY WIDE
YELLOW STARHISTLE	LARINUS CURTUS WEEVIL	COUNTY WIDE
YELLOW STARHISTLE	YELLOW STARHISTLE GALL FLY	COUNTY WIDE

PEST PREVENTION ACTIVITIES

PEST ERADICATION

RUSSIAN KNAPWEED	HAND PULLED	6 SITES
PERENNIAL PEPPERWEED	CHEMICAL / HAND PULLED	3 SITES

PEST EXCLUSION

TYPE	SHIPMENTS INSPECTED	REJECTIONS
TRUCKS	32	0
GLASSY-WINGED SHARPSHOOTER	68	0

PEST DETECTION

INSECT TRAPPING PROGRAM

TYPE OF TRAP	NUMBER OF TRAPS
GYPSY MOTH	150
MEDITERRANEAN FRUIT FLY	27
JAPANESE BEETLE	25
ORIENTAL FRUIT FLY	11
MELON FRUIT FLY	11
LIGHT BROWN APPLE MOTH	27
GLASSY-WINGED SHARPSHOOTER	31
EUROPEAN GRAPEVINE MOTH	21

CERTIFIED FARMERS MARKETS

NUMBER OF MARKETS	NUMBER OF VENDERS
4	13

ORGANIC FARMING STATISTICS

TYPE OF FARM	NUMBER OF FARMS
VEGETABLES	6
WINE GRAPES	4

2013 AMADOR COUNTY



AGRICULTURAL CROP & LIVESTOCK REPORT

The Amador County Fair

In 2013 the 26th District Agricultural Association celebrated its 75th anniversary. The first fair was held in Ione, CA in 1887 on what is now known as Howard Park. In 1938 it moved to Plymouth and was held in a large tent on the playground area of what is now Plymouth Elementary School. The first fair held in Plymouth resided on 8.06 acres and by 2013 it has grown to 42.06 acres mainly due to generous donations from the community.

In its 75 years the Amador County Fair has gained a reputation for being one of the best small county fairs because of its family-like atmosphere, range of entertainment and unique exhibits.

Main features of the fair are the Frontier Town, constructed with authentic pieces of history gleaned from around the state, the Saw Mill outfitted with a working steam-powered sawmill and various antique equipment and the Wine Garden. The layout of the fairgrounds are ideal in terms of pedestrian traffic, vendor access and livestock and carnival needs.

The fair is governed by a nine-member board of directors who are appointed by the Governor of California to serve a four-year term. The list of past and present directors is fairly lengthy but each one has given their time, talents and energy to help secure the fair's position as a cherished element of Amador County. The first board president was Harold Colburn who held the position for twenty years.

Volunteers have also had an important role in the fair. One such consummate volunteer was Evalynn Bishop who gave her time until she was ninety years old. Evalynn tended the flowers, oversaw Junior exhibits, promoted 4-H throughout the community and established the standard for landscaping that continues to delight fair patrons today.

The Amador County Fair is held the last weekend in July. Read more about the Fair at www.amadorcountyfair.com.



August 26, 2014

Karen Ross, Secretary
California Department of Food and Agriculture
and
The Honorable Board of Supervisors
County of Amador

In accordance with the provisions of Section 2279 of the California Food and Agriculture Code, I am pleased to present Amador County's Annual Agricultural Crop and Livestock Report for 2013. The report represents estimated acreage, yield and gross value of agricultural products in Amador County.

The total gross production value for all agricultural commodities produced in 2013 was \$40,393,020. This is a 16.79% increase from last year's production value of \$34,584,662 and marks the fourth consecutive year of growth. The primary increases were timber at 34.21% and wine grapes at 21.64%.

The figures contained in this report represent gross values of agricultural commodities and do not reflect production costs or net returns to growers. These production values only partially reflect the overall measure of the economic impact agriculture has on the local economy. Processing, transporting, marketing and other farm-related services significantly multiply the value agriculture has to Amador County.

I wish to express my appreciation to the agricultural producers, organizations, and public agencies that have cooperated in providing data for this report. I would also like to express sincere thanks to my staff, especially Barry Clark who compiled the report.

Respectfully submitted,


Patricia M. Lesky
Agricultural Commissioner

AMADOR COUNTY

BOARD OF SUPERVISORS

THEODORE F. NOVELLI, CHAIRMAN	DISTRICT III
JOHN PLASSE	DISTRICT I
RICHARD M. FORSTER	DISTRICT II
LOUIS D. BOITANO	DISTRICT IV
BRIAN ONETO	DISTRICT V

DEPARTMENT OF AGRICULTURE

AGRICULTURAL COMMISSIONER
SEALER OF WEIGHTS AND MEASURES
PATRICIA M. LESKY

AGRICULTURAL AND STANDARDS INSPECTORS
BARRY P. CLARK
CARRIE R. BASSETT

ADMINISTRATIVE SECRETARY
CAROLYN M. SCALABRINO

FRUIT AND NUT CROPS

	YEAR	HARVESTED ACRES	PROD. / ACRE	TOTAL UNITS	PRICE / UNIT	TOTAL VALUE
*WINE GRAPES	2013	4037.12	3.61	14574	\$1,284	\$18,713,020
	2012	4000	3.24	12960	\$1,187	\$15,383,520
WALNUTS	2013	146	0.69	101	\$3,387	\$342,087
	2012	272	0.38	103	\$2,120	\$218,360
**MISC	2013	60.5				\$143,412
	2012	50.5				\$104,319
TOTALS	2013					\$19,198,519
	2012					\$15,706,199

* Weighted Average Determination

** Olive Oil, Kiwis

FIELD CROPS

	YEAR	HARVESTED ACRES	PROD. / ACRE	TOTAL UNITS	PRICE/ UNIT	TOTAL VALUE
HAY, ALFALFA	2013	299	6.44	1926	\$275	\$529,529
	2012	384	5.63	2162	\$230	\$497,242
*HAY, GRAIN	2013	857				\$527,076
	2012	757				\$455,693
**HAY, OTHER	2013	475				\$177,000
	2012	457				\$148,959
PASTURE IRRIGATED	2013	2050			\$85	\$174,250
	2012	2050			\$80	\$164,000
PASTURE & RANGE	2013	156801			\$28	\$4,390,428
	2012	156801			\$28	\$4,390,428
***MISC. CROPS	2013	229				\$282,949
	2012	351				\$436,506
TOTALS	2013					\$6,081,233
	2012					\$6,092,828

* Wheat For/Fod, Oats For/Fod

**Dry Land Hay, Ryegrass For/Fod,

*** Safflower, Corn For/Fod

LIVESTOCK AND POULTRY

	YEAR	NUMBER OF HEAD	WEIGHT (CWT)	PRICE/ HEAD	TOTAL VALUE
**CATTLE & CALVES	2013	9000	0	\$1,180	\$10,620,000
	2012	8700	0	\$897	\$7,803,900
**HOGS & PIGS	2013	25	0	\$180	\$4,500
	2012	50	0	\$300	\$15,000
**SHEEP & LAMBS	2013	2000	0	\$188	\$376,000
	2012	2000	0	\$188	\$376,000
**MEAT GOATS (Breeding)	2013	350	0	\$400	\$140,000
	2012	300	0	\$400	\$120,000
MEAT GOATS	2013	950	0	\$175	\$166,250
	2012	950	0	\$175	\$166,250
*MISC.	2013				\$608,253
	2012				\$704,878
TOTALS	2013				\$11,915,003
	2012				\$9,186,028

* Milk Goats, Rabbits, Game Birds, Fish, Poultry

** Sold by the head

LIVESTOCK AND POULTRY PRODUCTS	YEAR	TOTAL VALUE
WOOL, MOHAIR	2013	\$43,425
AND APIARY PRODUCTS	2012	\$60,600

MISCELLANEOUS

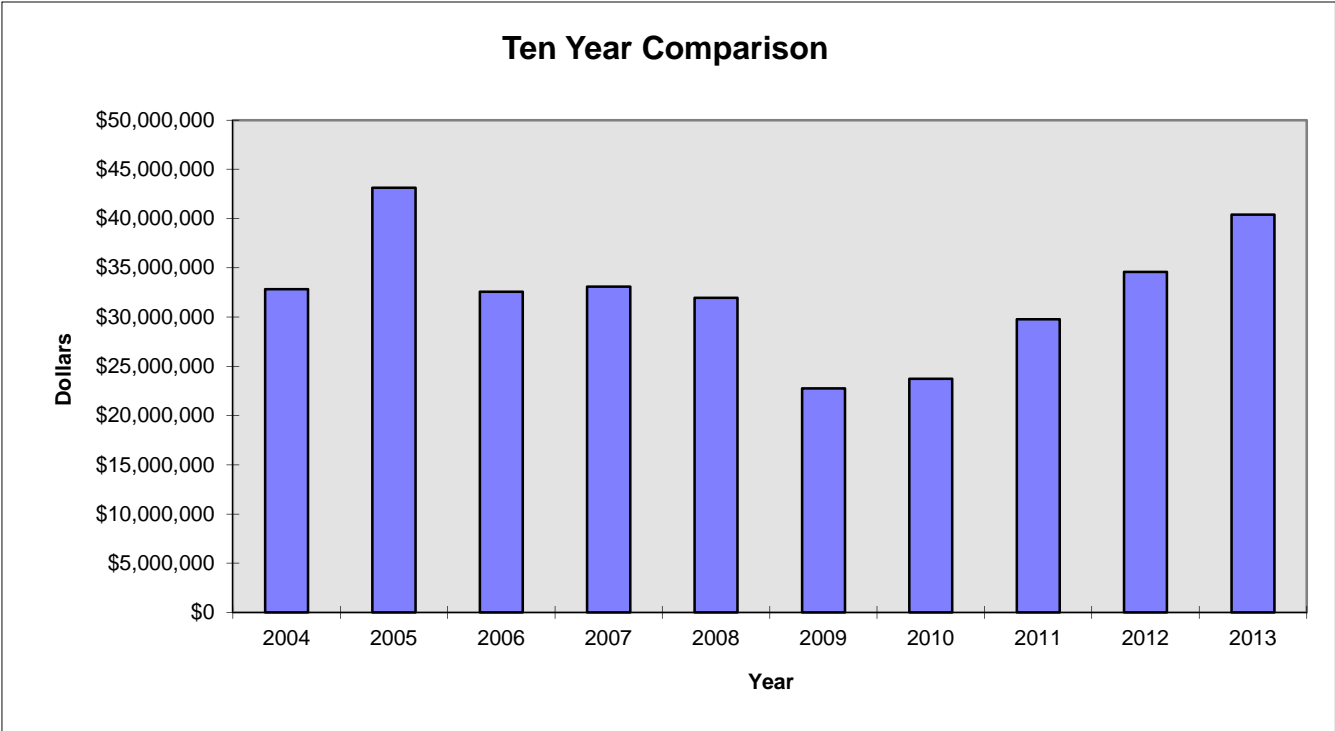
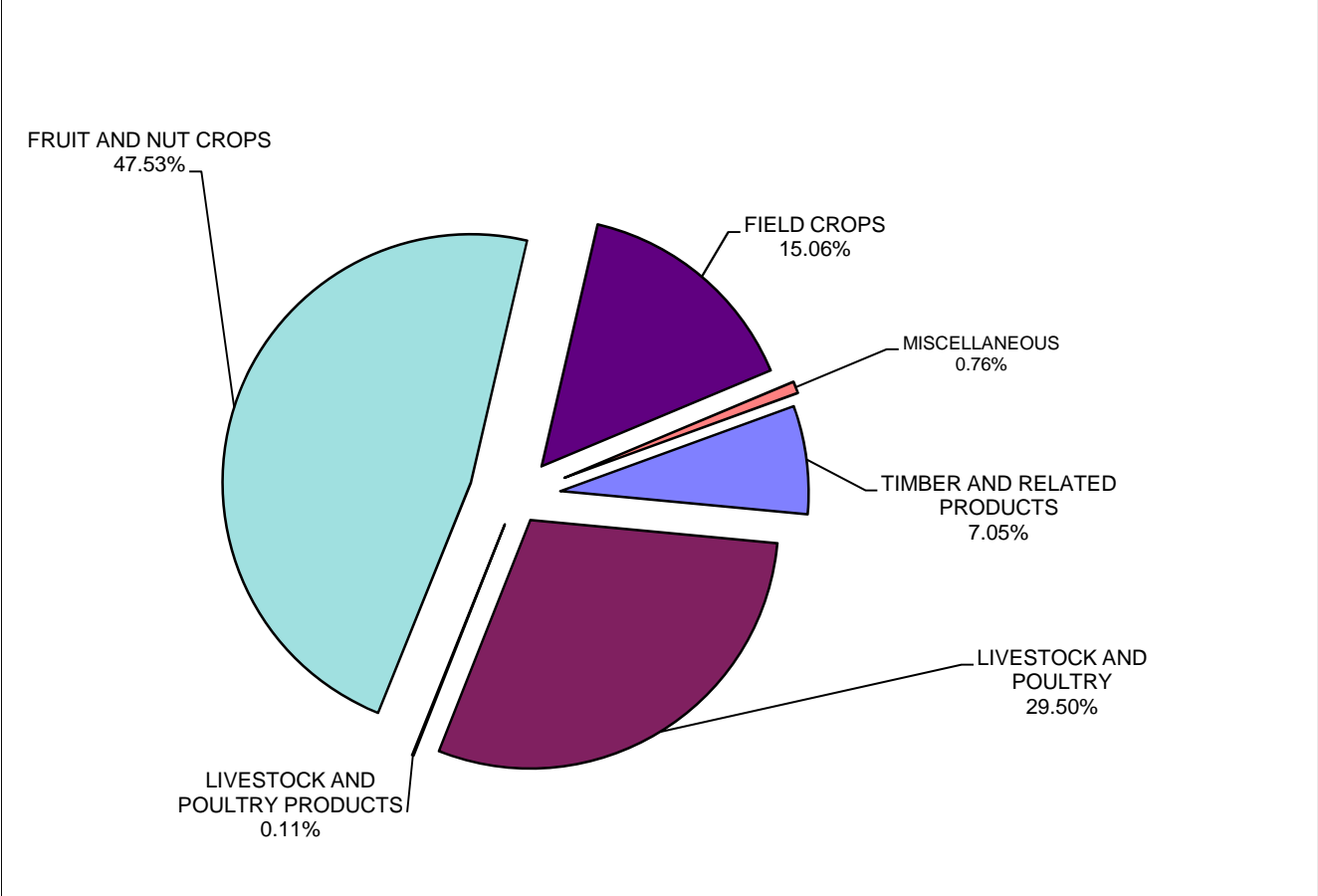
	YEAR	TOTAL VALUE
*~FRESH VEGETABLES	2013	\$39,750
	2012	\$1,137,162
CHRISTMAS TREES	2013	\$16,500
	2012	\$16,200
NURSERY STOCK	2013	\$251,036
	2012	\$264,000
TOTALS	2013	\$307,286
	2012	\$1,417,362

* Farmers Market, Pumpkins,

~ Farmers Market decrease reported by market manager

TIMBER AND RELATED PRODUCTS

YEAR	HARVESTED BOARD FEET	TOTAL VALUE
2013	9,979 MBF	\$2,847,555
2012	7,718 MBF	\$2,121,645



RECAPITULATION

	2012	2013
TIMBER AND RELATED PRODUCTS	\$2,121,645	\$2,847,555
LIVESTOCK AND POULTRY	\$9,186,028	\$11,915,003
FRUIT AND NUT CROPS	\$15,706,199	\$19,198,519
FIELD CROPS	\$6,092,828	\$6,081,233
MISCELLANEOUS	\$1,417,362	\$307,286
LIVESTOCK AND POULTRY PRODUCTS	\$60,600	\$43,425
GRAND TOTAL	\$34,584,662	\$40,393,020

STATISTICS

TOTAL LAND AREA	363500	acres
WILLIAMSON ACT LAND	93113	acres
EL DORADO NATIONAL FOREST	78079	acres
BLM LAND	8572	acres
TIMBER PRESERVE LAND	28021	acres
PASTURE AND RANGELAND	156801	acres
LAND IN FARMS	*155187	acres
FARMS IN COUNTY	*461	

* 2012 Census of Agriculture - County Data

TOTAL FOR THE PAST TEN YEARS

2004	\$32,840,674	2009	\$22,755,641
2005	\$43,127,023	2010	\$23,722,989
2006	\$32,557,563	2011	\$29,777,623
2007	\$33,075,168	2012	\$34,584,662
2008	\$31,953,169	2013	\$40,393,020

SUSTAINABLE AGRICULTURAL REPORT

BIOLOGICAL CONTROL PROGRAMS

PEST	AGENT/MECHANISM	PROGRAM
KLAMATH WEED	KLAMATH WEED BEETLE	COUNTY WIDE
ITALIAN THISTLE	SEEDHEAD WEEVIL	COUNTY WIDE
PUNCTURE VINE	STEM & SEED WEEVIL	COUNTY WIDE
ASH WHITE FLY	ENCARSIA WASP	COUNTY WIDE
YELLOW STARHISTLE	BANGASTERNUS ORIENTALIS	COUNTY WIDE
YELLOW STARHISTLE	EUSTENOPUS VILLOSUS	COUNTY WIDE
YELLOW STARHISTLE	LARINUS CURTUS WEEVIL	COUNTY WIDE
YELLOW STARHISTLE	YELLOW STARHISTLE GALL FLY	COUNTY WIDE

PEST PREVENTION ACTIVITIES

PEST ERADICATION

RUSSIAN KNAPWEED	HAND PULLED	6 SITES
PERENNIAL PEPPERWEED	CHEMICAL / HAND PULLED	3 SITES

PEST EXCLUSION

TYPE	SHIPMENTS INSPECTED	REJECTIONS
TRUCKS	32	0
GYPSY MOTH	2	0
GLASSY-WINGED SHARPSHOOTER	68	0

PEST DETECTION

INSECT TRAPPING PROGRAM

TYPE OF TRAP	NUMBER OF TRAPS
GYPSY MOTH	150
MEDITERRANEAN FRUIT FLY	27
JAPANESE BEETLE	25
ORIENTAL FRUIT FLY	11
MELON FRUIT FLY	11
LIGHT BROWN APPLE MOTH	27
GLASSY-WINGED SHARPSHOOTER	31
EUROPEAN GRAPEVINE MOTH	22

CERTIFIED FARMERS MARKETS

NUMBER OF MARKETS	NUMBER OF VENDERS
4	14

ORGANIC FARMING STATISTICS

TYPE OF FARM	NUMBER OF FARMS
VEGETABLES	1
WINE GRAPES	3
CATTLE	1

2014 AMADOR COUNTY



AGRICULTURAL CROP & LIVESTOCK REPORT

Dick Cooper

This year's Amador County Crop and Livestock Report honors Dick Cooper who was named 2014 Business Person of the Year by the Amador County Chamber of Commerce. Dick is a local boy who has farmed in Amador County for over 50 years. He is best known for his commitment to growing quality wine grapes and for more than 30 years he has been growing some of the most sought after grapes in the Shenandoah Valley, particularly Barbera, for which he has earned the title of "The Godfather of Barbera."

Dick was named Manager of the Amador County Fair at the age of 26 and was the youngest fair manager in the State of California. In 1960 Dick started working for the Amador County Department of Agriculture where he worked for five years handling weed and vertebrate control issues. His renowned Cooper Vineyards led to the 2004 opening of the associated tasting room. Dick has four daughters and he is proud to say they are all involved in the vineyard and tasting room business. He is also an accomplished musician and has spent his lifetime singing and playing country music throughout Amador and the surrounding counties.

Dick is known for being generous in sharing his knowledge and as a great steward of the land. For his commitment to the community and preservation of farmland the USDA recognized and honored him as the Soil Conservationist of the Year.



July 16, 2015

Karen Ross, Secretary
California Department of Food and Agriculture
and
The Honorable Board of Supervisors
County of Amador

In accordance with the provisions of Section 2279 of the California Food and Agriculture Code, I am pleased to present Amador County's Annual Agricultural Crop and Livestock Report for 2014. The report represents estimated acreage, yield and gross value of agricultural products in Amador County.

The total gross production value for all agricultural commodities produced in 2014 was \$36,811,041. This is an 8.87% decrease from last year's production value of \$40,393,020 and is the first decline in five years. The primary decreases were timber at 68.35% and wine grapes at 15.72%.

The figures contained in this report represent gross values of agricultural commodities and do not reflect production costs or net returns to growers. These production values only partially reflect the overall measure of the economic impact agriculture has on the local economy. Processing, transporting, marketing and other farm-related services significantly multiply the value agriculture has to Amador County.

I wish to express my appreciation to the agricultural producers, organizations, and public agencies that have cooperated in providing data for this report. I would also like to express sincere thanks to my staff, especially Barry Clark who compiled the report.

Respectfully submitted,

A handwritten signature in cursive script that reads "Patricia M. Lesky". The signature is written in black ink and is positioned above the printed name and title.

Patricia M. Lesky
Agricultural Commissioner

AMADOR COUNTY

BOARD OF SUPERVISORS

BRIAN ONETO, CHAIRMAN	DISTRICT V
JOHN PLASSE	DISTRICT I
RICHARD M. FORSTER	DISTRICT II
LYNN A. MORGAN	DISTRICT III
LOUIS D. BOITANO	DISTRICT IV

DEPARTMENT OF AGRICULTURE

**AGRICULTURAL COMMISSIONER
SEALER OF WEIGHTS AND MEASURES
PATRICIA M. LESKY**

AGRICULTURAL AND STANDARDS INSPECTORS

BARRY P. CLARK
CARRIE R. BASSETT
BRIAN B. SNODGRASS

ADMINISTRATIVE SECRETARY

CAROLYN M. SCALABRINO

FRUIT AND NUT CROPS

	YEAR	HARVESTED ACRES	PROD. / ACRE	TOTAL UNITS	PRICE / UNIT	TOTAL VALUE
*WINE GRAPES	2014	3899	3.19	12438	\$1,268	\$15,771,384
	2013	4037.12	3.61	14574	\$1,284	\$18,713,020
WALNUTS	2014	239	0.36	86	\$4,091	\$351,826
	2013	146	0.69	101	\$3,387	\$342,087
**MISC	2014	100.5				\$173,343
	2013	60.5				\$143,412
TOTALS	2014					\$16,296,553
	2013					\$19,198,519

* Weighted Average Determination

** Olive Oil, Kiwis

FIELD CROPS

	YEAR	HARVESTED ACRES	PROD. / ACRE	TOTAL UNITS	PRICE/ UNIT	TOTAL VALUE
HAY, ALFALFA	2014	451	6.57	2963	\$279	\$826,697
	2013	299	6.44	1926	\$275	\$529,529
*HAY, GRAIN	2014	903				\$521,428
	2013	857				\$527,076
**HAY, OTHER	2014	458				\$184,320
	2013	475				\$177,000
PASTURE IRRIGATED	2014	2050			\$85	\$174,250
	2013	2050			\$85	\$174,250
PASTURE & RANGE	2014	156801			\$30	\$4,704,030
	2013	156801			\$28	\$4,390,428
***MISC. CROPS	2014	316				\$255,903
	2013	229				\$282,949
TOTALS	2014					\$6,666,628
	2013					\$6,081,233

* Wheat For/Fod, Oats For/Fod

**Dry Land Hay, Ryegrass For/Fod,

*** Sudan Grass, Corn For/Fod

LIVESTOCK AND POULTRY

	YEAR	NUMBER OF HEAD	WEIGHT (CWT)	PRICE/ HEAD	TOTAL VALUE
**CATTLE & CALVES	2014	11700	0	\$995	\$11,641,500
	2013	9000	0	\$1,180	\$10,620,000
**HOGS & PIGS	2014	25	0	\$153	\$3,825
	2013	25	0	\$180	\$4,500
**SHEEP & LAMBS	2014	2300	0	\$152	\$348,833
	2013	2000	0	\$188	\$376,000
**MEAT GOATS (Breeding)	2014	350	0	\$450	\$157,500
	2013	350	0	\$400	\$140,000
MEAT GOATS	2014	950	0	\$175	\$166,250
	2013	950	0	\$175	\$166,250
*MISC.	2014				\$363,518
	2013				\$608,253
TOTALS	2014				\$12,681,427
	2013				\$11,915,003

* Milk Goats, Rabbits, Game Birds, Poultry

** Sold by the head

LIVESTOCK AND POULTRY PRODUCTS	YEAR	TOTAL VALUE
WOOL, MOHAIR	2014	\$71,809
AND APIARY PRODUCTS	2013	\$43,425

MISCELLANEOUS

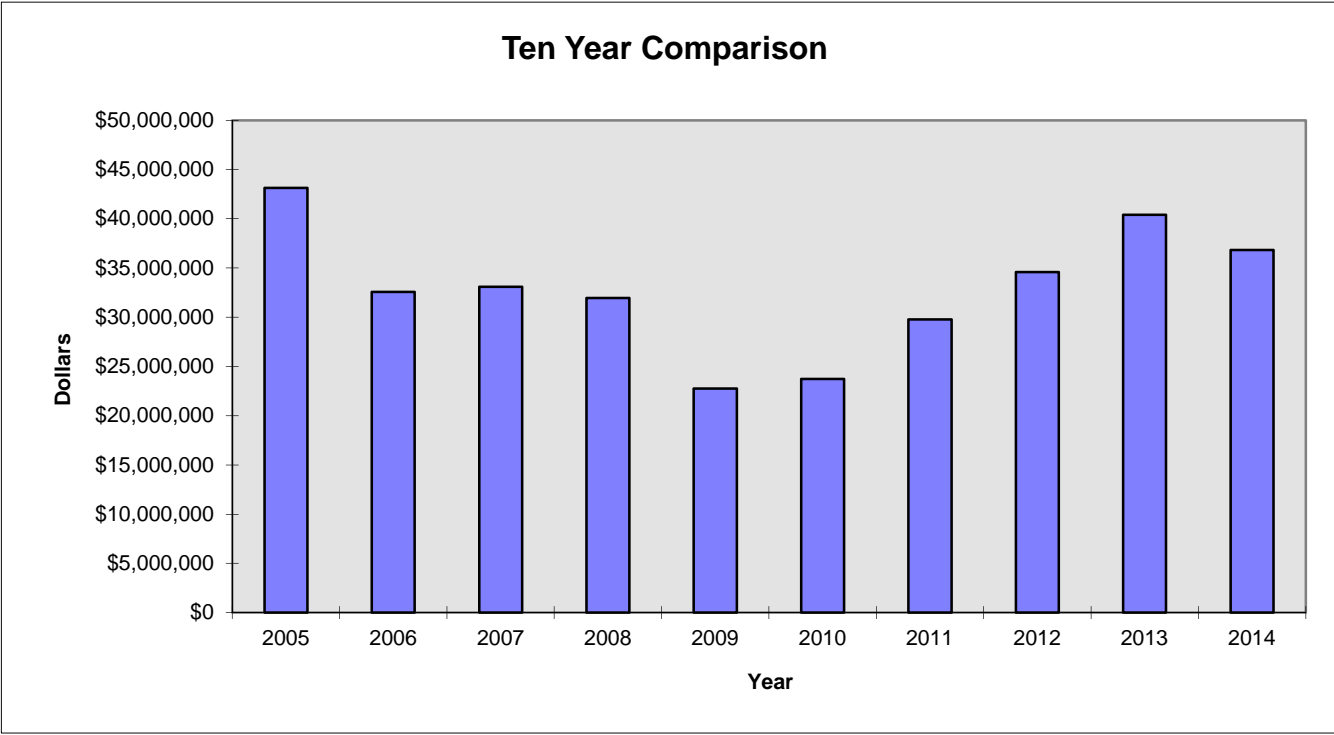
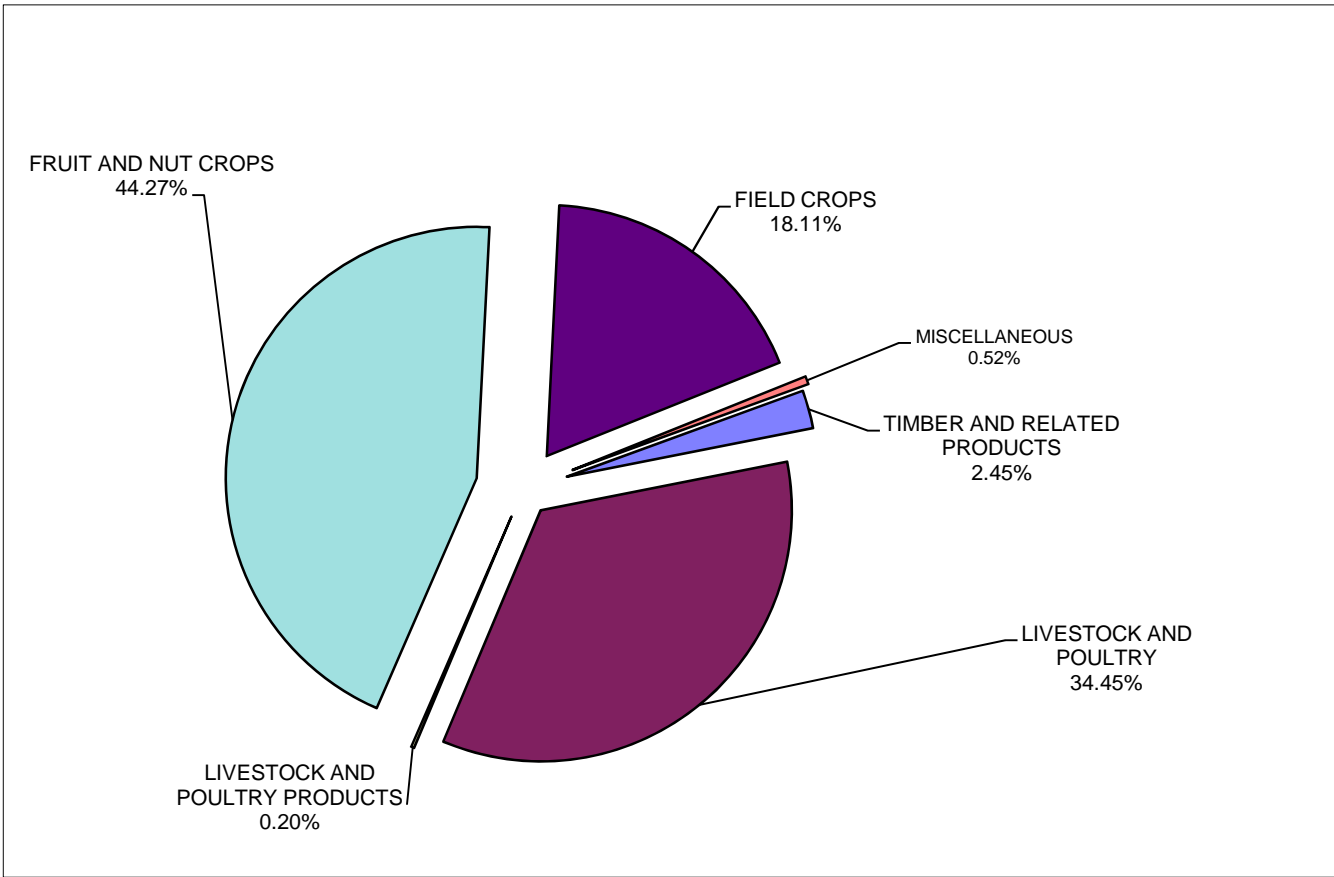
	YEAR	TOTAL VALUE
*~FRESH VEGETABLES	2014	\$38,250
	2013	\$39,750
CHRISTMAS TREES	2014	\$16,500
	2013	\$16,500
NURSERY STOCK	2014	\$138,600
	2013	\$251,036
TOTALS	2014	\$193,350
	2013	\$307,286

* Farmers Market, Pumpkins,

~ Farmers Market decrease reported by market manager

TIMBER AND RELATED PRODUCTS

YEAR	HARVESTED BOARD FEET	TOTAL VALUE
2014	4,429 MBF	\$901,275
2013	9,979 MBF	\$2,847,555



RECAPITULATION

	2013	2014
TIMBER AND RELATED PRODUCTS	\$2,847,555	\$901,275
LIVESTOCK AND POULTRY	\$11,915,003	\$12,681,427
FRUIT AND NUT CROPS	\$19,198,519	\$16,296,553
FIELD CROPS	\$6,081,233	\$6,666,628
MISCELLANEOUS	\$307,286	\$193,350
LIVESTOCK AND POULTRY PRODUCTS	\$43,425	\$71,809
GRAND TOTAL	\$40,393,020	\$36,811,041

STATISTICS

TOTAL LAND AREA	363500	acres
WILLIAMSON ACT LAND	93113	acres
EL DORADO NATIONAL FOREST	78079	acres
BLM LAND	8572	acres
TIMBER PRESERVE LAND	28021	acres
PASTURE AND RANGELAND	156801	acres
LAND IN FARMS	*155187	acres
FARMS IN COUNTY	*461	

* 2012 Census of Agriculture - County Data

TOTAL FOR THE PAST TEN YEARS

2005	\$43,127,023	2010	\$23,722,989
2006	\$32,557,563	2011	\$29,777,623
2007	\$33,075,168	2012	\$34,584,662
2008	\$31,953,169	2013	\$40,393,020
2009	\$22,755,641	2014	\$36,811,041

SUSTAINABLE AGRICULTURAL REPORT

BIOLOGICAL CONTROL PROGRAMS

PEST	AGENT/MECHANISM	PROGRAM
KLAMATH WEED	KLAMATH WEED BEETLE	COUNTY WIDE
ITALIAN THISTLE	SEEDHEAD WEEVIL	COUNTY WIDE
PUNCTURE VINE	STEM & SEED WEEVIL	COUNTY WIDE
ASH WHITE FLY	ENCARSIA WASP	COUNTY WIDE
YELLOW STARHISTLE	BANGASTERNUS ORIENTALIS	COUNTY WIDE
YELLOW STARHISTLE	EUSTENOPUS VILLOSUS	COUNTY WIDE
YELLOW STARHISTLE	LARINUS CURTUS WEEVIL	COUNTY WIDE
YELLOW STARHISTLE	YELLOW STARHISTLE GALL FLY	COUNTY WIDE

PEST PREVENTION ACTIVITIES

PEST ERADICATION

RUSSIAN KNAPWEED	HAND PULLED	1 SITES
PERENNIAL PEPPERWEED	CHEMICAL / HAND PULLED	3 SITES

PEST EXCLUSION

TYPE	SHIPMENTS INSPECTED	REJECTIONS
TRUCKS	27	0
GYPSY MOTH	1	0
GLASSY-WINGED SHARPSHOOTER	84	0

PEST DETECTION

INSECT TRAPPING PROGRAM

TYPE OF TRAP	NUMBER OF TRAPS
GYPSY MOTH	150
MEDITERRANEAN FRUIT FLY	16
JAPANESE BEETLE	25
ORIENTAL FRUIT FLY	11
MELON FRUIT FLY	11
LIGHT BROWN APPLE MOTH	16
GLASSY-WINGED SHARPSHOOTER	31
EUROPEAN GRAPEVINE MOTH	58

CERTIFIED FARMERS MARKETS

NUMBER OF MARKETS	NUMBER OF VENDERS
4	11

ORGANIC FARMING STATISTICS

TYPE OF FARM	NUMBER OF FARMS
VEGETABLES	1
WINE GRAPES	3
CATTLE	1