



AgEcon SEARCH
RESEARCH IN AGRICULTURAL & APPLIED ECONOMICS

The World's Largest Open Access Agricultural & Applied Economics Digital Library

This document is discoverable and free to researchers across the globe due to the work of AgEcon Search.

Help ensure our sustainability.

Give to AgEcon Search

AgEcon Search
<http://ageconsearch.umn.edu>
aesearch@umn.edu

*Papers downloaded from **AgEcon Search** may be used for non-commercial purposes and personal study only. No other use, including posting to another Internet site, is permitted without permission from the copyright owner (not AgEcon Search), or as allowed under the provisions of Fair Use, U.S. Copyright Act, Title 17 U.S.C.*

University of California Berkeley ^{UCBDE}

CENTER FOR INTERNATIONAL AND DEVELOPMENT
ECONOMICS RESEARCH
Working Paper No. C95-048

Exchange Rate Dynamics Redux

Maurice Obstfeld and Kenneth Rogoff

University of California, Berkeley
and Princeton University


January 1995

Department of Economics



CIDER

iber





**CENTER FOR INTERNATIONAL
AND DEVELOPMENT ECONOMICS RESEARCH**

The Center for International and Development Economics Research is funded by the Ford Foundation. It is a research unit of the Institute of International Studies which works closely with the Department of Economics and the Institute of Business and Economic Research. CIDER is devoted to promoting research on international economic and development issues among Berkeley faculty and students, and to stimulating collaborative interactions between them and scholars from other developed and developing countries.

**INSTITUTE OF BUSINESS AND ECONOMIC RESEARCH
Richard Sutch, Director**

The Institute of Business and Economic Research is an organized research unit of the University of California at Berkeley. It exists to promote research in business and economics by University faculty. These working papers are issued to disseminate research results to other scholars.

Individual copies of this paper are available through IBER, 156 Barrows Hall, University of California, Berkeley, CA 94720. Phone (510) 642-1922, fax (510) 642-5018.

UNIVERSITY OF CALIFORNIA AT BERKELEY

Department of Economics

Berkeley, California 94720-3880

CENTER FOR INTERNATIONAL AND DEVELOPMENT
ECONOMICS RESEARCH
Working Paper No. C95-048



Exchange Rate Dynamics Redux

Maurice Obstfeld and Kenneth Rogoff

University of California, Berkeley
and Princeton University

January 1995

Key words: Exchange rate dynamics, sticky-price macroeconomic models, current account

JEL Classification: F4

Abstract

We develop an analytically tractable two-country model that marries a full account of global macroeconomic dynamics to a supply framework based on monopolistic competition and sticky nominal prices. The model offers simple and intuitive predictions about exchange rates and current accounts that sometimes differ sharply from those of either modern flexible-price intertemporal models or traditional sticky-price Keynesian models. Our analysis leads to a novel perspective on the international welfare spillovers due to monetary and fiscal policies.

Maurice Obstfeld
Department of Economics
University of California, Berkeley
Berkeley, CA 94720-3880
Tel. 510-643-9646

Kenneth Rogoff
Woodrow Wilson School
Princeton University
Princeton, NJ 08544
Tel. 609-258-4847

1 Introduction

This paper offers a theory that incorporates the price rigidities essential to explain exchange-rate behavior without sacrificing the insights of the intertemporal approach to the current account. Until now, thinking on open-economy macroeconomics has been largely schizophrenic. Most of the theoretical advances since the late 1970s have been achieved by assuming away the awkward reality of sticky prices and instead developing the implications of dynamic optimization by the private sector. While the intertemporal approach has proved valuable for some facets of current-account analysis, many of the most fundamental problems in international finance cannot be seriously addressed in a setting of frictionless markets. Because the newer paradigm seems so ill-equipped to explain, for example, the effects of macroeconomic policies on output and exchange rates, empirical practitioners and policymakers have not yet been persuaded to abandon traditional aggregative Keynesian models.

While the time-tested appeal of those models is undeniable, their lack of microfoundations presents problems at many levels. They ignore the intertemporal budget constraints central to any coherent picture of the current account and fiscal policy. They provide no clear description of how monetary policy affects production decisions. Because it embodies no meaningful welfare criteria, the traditional approach can yield profoundly misleading policy prescriptions even for problems it was designed to address—as we shall show.

This paper builds a bridge between the rigor of the intertemporal approach, as exemplified by Sachs (1981), Obstfeld (1982), and Frenkel and Razin (1987), and the descriptive plausibility of the classic contributions of Fleming (1962), Mundell (1963, 1964), and Dornbusch (1976). We develop a model of international policy transmission that embodies the main elements of the intertemporal approach along with short-run nominal price rigidities and explicit microfoundations of aggregate supply. Our general approach permits the formal welfare evaluation of international macroeconomic policies and institutions, a procedure central to public finance and trade theory but largely absent from previous discussions of international economic fluctuations.

A framework integrating exchange rate dynamics and the current account yields a new perspective on both. For example, the model predicts that money supply shocks can have real effects that last well beyond the time frame of any nominal rigidities, due to induced short-run wealth accu-

mulation via the current account. Another finding is that an unanticipated permanent rise in world government purchases temporarily lowers world real interest rates: when prices are sticky, the government spending shock raises short-run output above long-run output, and world real interest rates fall as agents attempt to smooth consumption. Beyond such specific results, the real payoff from the new approach, once again, is a framework within which one can address the most important issues in international finance (exchange rate regimes, international transmission of macroeconomic policies, sources of current account imbalances, and so on) without sacrificing either empirical realism or the rigor of explicit welfare analysis.

Our model embeds features of the static, closed-economy models of Blanchard and Kiyotaki (1987) and Ball and Romer (1989) in an analytically tractable, dynamic, two-country framework. Section 2 sets out an infinite-horizon monetary model of a monopolistically competitive world economy. We show how to solve for the long-run and short-run equilibria of a log-linearized version of the model. In section 3 we analyze positive and normative aspects of monetary and fiscal policy. Section 4 catalogs a number of possible extensions of the model, and section 5 concludes.

Various elements of our approach can be found in earlier work by several authors. Each component of Mussa's (1984) aggregative model is inspired by individual maximization, but the model as a whole lacks an integrative foundation. McKibbin and Sachs (1991) and Stockman and Ohanian (1993) develop numerical sticky-price models that incorporate intertemporal maximization but lack foundations on the supply side. The model of Calvo and Végh (1993) assumes sticky wages and demand-determined output, but presents no rationale for the latter assumption. Also, its small-country assumption prevents analysis of international transmission issues. Romer (1993) models a world of two interacting monopolistically competitive economies, but his analysis is static and its microfoundations are not fully specified. Dixon (1994) surveys other static open-economy models based on imperfect competition. Perhaps the closest precursor to our study is Svensson and van Wijnbergen (1989); but its assumption of perfectly pooled international risks, aside from matching uneasily its pricing and rationing assumptions, precludes discussion of the current-account movements that are central to our analysis.¹

2 Macroeconomic Policies in a Two-Country Model with Monopolistic Competition: Flexible Prices

In this section we describe the setup of the model and some of its properties when nominal output prices are flexible.

2.1 Preferences, technology, and market structure

The world is inhabited by a continuum of individual producers, indexed by $z \in [0, 1]$, each of whom produces a single differentiated perishable product. The home country consists of producers on the interval $[0, n]$, while the remaining $(n, 1]$ producers reside in the foreign country.

Individuals everywhere in the world have the same preferences, which are defined over a consumption index, real money balances, and effort expended in production. Let $c(z)$ be a home individual's consumption of product z . The consumption index, on which utility depends, is given by

$$C = \left[\int_0^1 c(z)^{\frac{\theta-1}{\theta}} dz \right]^{\frac{\theta}{\theta-1}} \quad (1)$$

where $\theta > 1$. The foreign consumption index C^* is defined analogously. where, throughout, stars denote foreign variables.

There are no impediments or costs to trade between the countries. Let E be the nominal exchange rate, defined as the home-currency price of foreign currency. $p(z)$ the domestic-currency price of good z , and $p^*(z)$ the price of the same good in foreign currency. Then the law of one price holds for every good, so that

$$p(z) = Ep^*(z) \quad (2)$$

The consumption-based money price index² in the home country is

$$P = \left[\int_0^1 p(z)^{1-\theta} dz \right]^{\frac{1}{1-\theta}} = \left[\int_0^n p(z)^{1-\theta} dz + \int_n^1 (Ep^*(z))^{1-\theta} dz \right]^{\frac{1}{1-\theta}} \quad (3)$$

Since both countries' residents have the same preferences, eq. (2) implies that

$$P = EP^* \quad (4)$$

There is an integrated world capital market in which both countries can borrow and lend. The only asset they trade is a real bond, denominated in the composite consumption good. Let r_t denote the real interest rate earned on bonds between dates t and $t + 1$, while F_t and M_t are the stocks of bonds and domestic money held by a home resident entering date $t + 1$. Residents of a country derive utility from that country's currency only, and not from foreign currency. Individual z 's period budget constraint therefore is

$$P_t F_t + M_t = P_t(1 + r_{t-1})F_{t-1} + M_{t-1} + p_t(z)y_t(z) - P_t C_t - P_t T_t \quad (5)$$

where $y(z)$ is the individual's output and T denotes real taxes paid to the domestic government (which can be negative in the event of money transfers).

A home resident z maximizes a utility function that depends positively on consumption and real balances, and negatively on work effort, which is positively related to output:³

$$U_t = \sum_{s=t}^{\infty} \beta^{s-t} \left[\log C_s + \frac{\chi}{1-\varepsilon} \left(\frac{M_s}{P_s} \right)^{1-\varepsilon} - \frac{\kappa}{2} y_s(z)^2 \right] \quad (6)$$

Above, $0 < \beta < 1$, and $\varepsilon > 0$.⁴

Given the utility function (6), a home individual's demand for product z in period t is

$$c_t(z) = \left[\frac{p_t(z)}{P_t} \right]^{-\theta} C_t$$

so that θ is the elasticity of demand with respect to relative price. Foreign residents have the same demand functions.

We assume that home and foreign government purchases of consumption goods do not directly affect private utility. Per capita real home government consumption expenditure, G , is a composite of government consumptions of individual goods, $g(z)$, in the same manner as private consumption; for simplicity, we assume identical weights.⁵ The same is true for G^* . Since Ricardian equivalence holds in this model, nothing is lost by simply assuming that all government purchases are financed by taxes and seignorage

$$G_t = T_t + \frac{M_t - M_{t-1}}{P_t}, \quad G_t^* = T_t^* + \frac{M_t^* - M_{t-1}^*}{P_t^*} \quad (7)$$

Governments take producer prices as given when allocating their spending among goods. Adding up private and government demands therefore shows that the producer of good z faces the period t world demand curve:

$$y_t^d(z) = \left[\frac{p_t(z)}{P_t} \right]^{-\theta} (C_t^W + G_t^W) \quad (8)$$

where

$$C_t^W \equiv nC_t + (1-n)C_t^* \quad (9)$$

is world private consumption demand, which producers take as given, and

$$G_t^W \equiv nG_t + (1-n)G_t^* \quad (10)$$

is world government demand. Eq. (8) makes use of (2) and (4), which imply that the real price of good z is the same at home and abroad.

Each individual producer has a degree of monopoly power. Thus, in the aggregate, a country faces a downward-sloping world demand curve for its output, as in Dornbusch (1976). Purchasing power parity holds for consumer price indexes [eq. (4)], but only because both countries consume identical commodity baskets. Purchasing power parity does not hold for national output deflators and, thus, the terms of trade can change.⁶

2.2 Individual maximization

Use (8) to eliminate $p_t(z)$ from (5),⁷ then maximize lifetime utility (6) subject to the resulting budget constraint, taking world demand, $C_t^W + G_t^W$, as given. Define the home-currency nominal interest rate on date t , i_t , by

$$1 + i_t = \frac{P_{t+1}}{P_t} (1 + r_t) \quad (11)$$

with an analogous definition for the foreign-currency nominal interest rate. Note that, because purchasing power parity holds, real interest rate equality implies uncovered interest parity: $1 + i_t = \frac{E_{t+1}}{E_t} (1 + i_t^*)$.

The first-order conditions for the maximization problems of home and foreign individuals are:

$$C_{t+1} = \beta(1 + r_t)C_t \quad (12)$$

$$C_{t+1}^* = \beta(1 + r_t)C_t^* \quad (13)$$

$$\frac{M_t}{P_t} = \left[\chi C_t \left(\frac{1 + i_t}{i_t} \right) \right]^{1/\epsilon} \quad (14)$$

$$\frac{M_t^*}{P_t^*} = \left[\chi C_t^* \left(\frac{1 + i_t^*}{i_t^*} \right) \right]^{1/\epsilon} \quad (15)$$

$$y_t(z)^{\frac{\theta+1}{\theta}} = \left(\frac{\theta-1}{\theta\kappa} \right) C_t^{-1} [C_t^W + G_t^W]^{1/\theta} \quad (16)$$

$$y_t^*(z)^{\frac{\theta+1}{\theta}} = \left(\frac{\theta-1}{\theta\kappa} \right) C_t^{*-1} [C_t^{*W} + G_t^{*W}]^{1/\theta} \quad (17)$$

Eqs. (12) and (13) are standard consumption Euler equations. The money-market equilibrium conditions (14) and (15) equate the marginal rate of substitution of composite consumption for the services of real money balances to the consumption opportunity cost of holding real balances. Notice that money demand depends on consumption rather than income, a distinction that can be even more important in open than in closed economies.⁸ Eqs. (16) and (17) state that the marginal utility of the higher revenue earned from producing an extra unit of good z equals the marginal disutility of the needed effort.

2.3 A symmetric steady state

In a steady state all exogenous variables are constant.⁹ Since this implies that consumption is constant, the steady-state world real interest rate \bar{r} is tied down by the consumption Euler conditions (12) and (13):

$$\bar{r} = \frac{1 - \beta}{\beta} \quad (18)$$

In eq. (18) and below, steady-state values are marked by overbars.

All producers in a country are symmetric, which implies that they set the same price and output in equilibrium. Let $p(h)$ be the home-currency price of a typical home good and $p^*(f)$ the foreign-currency price of a typical foreign good; y and y^* are the corresponding output levels. If composite consumption is constant in both countries, then each country's intertemporal budget constraint requires that real consumption spending be equal to net real interest payments from abroad plus real domestic output less real government

spending.¹⁰ Thus, steady-state per capita consumption levels are:

$$\bar{C} = \bar{r}\bar{F} + \frac{\bar{p}(h)\bar{y}}{\bar{P}} - \bar{G} \quad (19)$$

$$\bar{C}^* = -\bar{r} \left(\frac{n}{1-n} \right) \bar{F} + \frac{\bar{p}^*(f)\bar{y}^*}{\bar{P}^*} - \bar{G}^* \quad (20)$$

(Notice that eq. (20) makes use of the identity $nF + (1-n)F^* = 0$: world net foreign assets must be zero.) We stress again that, even though people in different countries face the same relative price for any given good, the relative price of home and foreign goods (the terms of trade) can vary. Even the steady-state terms of trade change as relative wealth changes because the marginal benefit from production is declining in wealth.

In the special case where net foreign assets are zero and per capita government spending levels are equal, there is a closed-form solution for the steady state, in which the countries have identical per capita outputs and real money holdings. We shall denote by zero subscripts the particular steady state with both $\bar{F}_0 = \bar{F}_0^* = 0$ and $\bar{G}_0 = \bar{G}_0^* = 0$; in it,

$$\bar{y}_0 = \bar{y}_0^* = \left(\frac{\theta - 1}{\theta \kappa} \right)^{\frac{1}{\theta}} \quad (21)$$

$$\frac{\bar{M}_0}{\bar{P}_0} = \frac{\bar{M}_0^*}{\bar{P}_0^*} = \left(\frac{1 - \beta}{\chi} \right)^{-\frac{1}{\epsilon}} \bar{y}_0^{\frac{1}{\epsilon}} \quad (22)$$

Eq. (21) is analogous to the output equation in the static closed-economy model of Blanchard and Kiyotaki (1987): producers' market power pushes global output below its competitive level, which is approached only as $\theta \rightarrow \infty$. Because this model is dynamic, real money balances in general depend on nominal interest rates. We have assumed a zero-inflation steady state, so this effect shows up in (22) only as an effect of the steady-state value of $\frac{\bar{r}}{1+\bar{r}} = 1 - \beta$.

2.4 A log-linearized model

To go further and allow for asymmetries in policies and current accounts, it is helpful to log-linearize the model around the initial symmetric steady state with $\bar{F}_0 = \bar{F}_0^* = 0$ and $\bar{G}_0 = \bar{G}_0^* = 0$. We implement this linearization by

expressing the model in terms of deviations from the baseline steady-state path. Denote percentage changes from the baseline by hats; thus, for any variable, $\hat{X}_t \equiv dX_t/\bar{X}_0$, where \bar{X}_0 is the initial steady-state value.

The easiest equation to start with is the purchasing power parity relation (4), which requires no approximation:

$$\hat{E}_t = \hat{P}_t - \hat{P}_t^* \quad (23)$$

Given the symmetry among each country's producers, eq. (3) yields

$$P_t = \left\{ n p_t(h)^{1-\theta} + (1-n) [E_t p_t^*(f)]^{1-\theta} \right\}^{\frac{1}{1-\theta}}$$

$$P_t^* = \left\{ n [p_t(h)/E_t]^{1-\theta} + (1-n) p_t^*(f)^{1-\theta} \right\}^{\frac{1}{1-\theta}}$$

Small percentage deviations of consumer price levels from their initial paths thus are given by

$$\hat{P}_t = n \hat{p}_t(h) + (1-n) [\hat{E}_t + \hat{p}_t^*(f)] \quad (24)$$

$$\hat{P}_t^* = n [\hat{p}_t(h) - \hat{E}_t] + (1-n) [\hat{p}_t^*(f)] \quad (25)$$

where we have used the fact that at the initial symmetric steady state, $\bar{p}_0(h) = \bar{E}_0 \bar{p}_0^*(f)$.

Next, take a population-weighted average of (5) and its foreign counterpart. Combining the result with (7) and (9) gives the global goods-market equilibrium condition:

$$C_t^W = n \left[\frac{p_t(h) y_t}{P_t} \right] + (1-n) \left[\frac{p_t^*(f) y_t^*}{P_t^*} \right] - G_t^W$$

Thus, linearizing implies that the change in world private demand is

$$\begin{aligned} \hat{C}_t^W &= n \hat{C}_t + (1-n) \hat{C}_t^* \\ &= n [\hat{p}_t(h) + \hat{y}_t - \hat{P}_t] + (1-n) [\hat{p}_t^*(f) + \hat{y}_t^* - \hat{P}_t^*] - \frac{dG_t^W}{\bar{C}_0^W} \end{aligned} \quad (26)$$

Remember that in the initial symmetric steady state, $\bar{p}_0(h) = \bar{P}_0$ and $\bar{p}_0^*(f) = \bar{P}_0^*$. Remember also that because world population is normalized at 1 and

initial net foreign assets and government purchases are zero, $\bar{C}_0^W = \bar{C}_0 = \bar{C}_0^* = \bar{y}_0 = \bar{y}_0^*$.

The log-linearized versions of (8) and its foreign counterpart, interpreted as world demand schedules for typical domestic and foreign products, are

$$\hat{y}_t = \theta [\hat{P}_t - \hat{p}_t(h)] + \hat{C}_t^W + \frac{dG_t^W}{\bar{C}_0^W} \quad (27)$$

$$\hat{y}_t^* = \theta [\hat{P}_t^* - \hat{p}_t^*(f)] + \hat{C}_t^W + \frac{dG_t^W}{\bar{C}_0^W} \quad (28)$$

Eqs. (16) and (17), which describe the optimal flexible-price output levels, are approximated by

$$(\theta + 1) \hat{y}_t = -\theta \hat{C}_t + \hat{C}_t^W + \frac{dG_t^W}{\bar{C}_0^W} \quad (29)$$

$$(\theta + 1) \hat{y}_t^* = -\theta \hat{C}_t^* + \hat{C}_t^W + \frac{dG_t^W}{\bar{C}_0^W} \quad (30)$$

The consumption Euler eqs. (12) and (13) take the log-linear form

$$\hat{C}_{t+1} = \hat{C}_t + (1 - \beta) \hat{r}_t \quad (31)$$

$$\hat{C}_{t+1}^* = \hat{C}_t^* + (1 - \beta) \hat{r}_t \quad (32)$$

near the initial steady-state path. Finally, the money-demand eqs. (14) and (15) become

$$\hat{M}_t - \hat{P}_t = \frac{1}{\varepsilon} \hat{C}_t - \frac{\beta}{\varepsilon} \left(\hat{r}_t + \frac{\hat{P}_{t+1} - \hat{P}_t}{1 - \beta} \right) \quad (33)$$

$$\hat{M}_t^* - \hat{P}_t^* = \frac{1}{\varepsilon} \hat{C}_t^* - \frac{\beta}{\varepsilon} \left(\hat{r}_t + \frac{\hat{P}_{t+1}^* - \hat{P}_t^*}{1 - \beta} \right) \quad (34)$$

2.5 Comparing steady states

To solve the model, we still need the intertemporal budget constraints, which are implicit in eqs. (19) and (20) when the exogenous variables are constant.

Linearizing these two equations, and letting $\widehat{X} \equiv d\bar{X}/\bar{X}_0$ denote the percentage change in a steady-state value, yields:

$$\hat{\bar{C}} = \bar{r} \frac{d\bar{F}}{\bar{C}_0^W} + \hat{p}(h) + \hat{y} - \hat{P} - \frac{d\bar{G}}{\bar{C}_0^W} \quad (35)$$

$$\hat{\bar{C}}^* = -\left(\frac{n}{1-n}\right) \bar{r} \frac{d\bar{F}}{\bar{C}_0^W} + \hat{p}^*(f) + \hat{y}^* - \hat{P}^* - \frac{d\bar{G}^*}{\bar{C}_0^W} \quad (36)$$

The final step in solving for the steady state is to observe that eqs. (26)-(30) hold across steady states, so that they remain valid after time-subscripted changes are replaced by steady-state changes. Together with (35) and (36), they furnish seven equations in the seven unknowns, $\hat{\bar{C}}$, $\hat{\bar{C}}^*$, \hat{y} , \hat{y}^* , $\hat{p}(h) - \hat{P}$, $\hat{p}^*(f) - \hat{P}^*$, and $\hat{\bar{C}}^W$, which we can use to determine the new real steady state. The solutions for consumption are:¹¹

$$\hat{\bar{C}} = \frac{1+\theta}{2\theta} \left(\bar{r} \frac{d\bar{F}}{\bar{C}_0^W} \right) + \left(\frac{1-n}{2\theta} \right) \frac{d\bar{G}}{\bar{C}_0^W} - \left(\frac{1-n+\theta}{2\theta} \right) \frac{d\bar{G}}{\bar{C}_0^W} \quad (37)$$

$$\hat{\bar{C}}^* = -\frac{n}{1-n} \left(\frac{1+\theta}{2\theta} \right) \bar{r} \frac{d\bar{F}}{\bar{C}_0^W} + \left(\frac{n}{2\theta} \right) \frac{d\bar{G}}{\bar{C}_0^W} - \left(\frac{n+\theta}{2\theta} \right) \frac{d\bar{G}}{\bar{C}_0^W} \quad (38)$$

Consider eq. (37) for home private consumption. An exogenous increase $d\bar{F}$ in home per capita foreign assets would increase steady-state consumption by the amount $\bar{r}d\bar{F}$ were output exogenous. Instead, consumption increases here by less (since $\theta > 1$). The reason is that higher wealth leads to some reduction in work effort and production: as (29) shows, higher consumption lowers the marginal utility of consumption and, thus, marginal revenue measured in utility units. We also see from (37) that a steady-state rise in foreign government consumption increases domestic private consumption because part of the spending falls on domestic output, which rises in response. When steady-state home government consumption rises, however, home private consumption falls. There is a positive effect on output, as we explain in a moment, but it is more than offset by a higher domestic tax burden. Positive output effects do, however, allow private consumptions to fall by less than the associated tax increases.

To see the effects of net foreign assets and fiscal policies on outputs and the terms of trade, observe that eqs. (24)-(30), (37), and (38) imply:

$$\hat{y} = -\frac{\theta}{1+\theta} \hat{\bar{C}} + \left[\frac{1}{2(1+\theta)} \right] \frac{d\bar{G}^W}{\bar{C}_0^W} \quad (39)$$

$$\hat{y}^* = -\frac{\theta}{1+\theta}\hat{C}^* + \left[\frac{1}{2(1+\theta)}\right]\frac{d\bar{G}^W}{\bar{C}_0^W} \quad (40)$$

$$\hat{p}(h) - \hat{p}^*(f) - \hat{E} = \frac{1}{\theta}(\hat{y}^* - \hat{y}) = \frac{1}{1+\theta}(\hat{C} - \hat{C}^*) \quad (41)$$

The first two equations above show the multiplier effects of domestic government spending on output emphasized by Mankiw (1987a) and Startz (1989). Higher lump-sum taxes cause producers to cut consumption but also to work harder. One can show that the net stimulus to aggregate demand is greater than under perfect competition. Eq. (41) shows that the increase in the domestic terms of trade (the rise in the relative price of home products) is proportional to both the increase in relative foreign output and the increase in relative domestic consumption.¹² Note that because the infinitely-lived citizens in both countries have equal constant discount rates, an international transfer of assets leads to *permanent* change in the terms of trade.¹³

With flexible prices, the classical invariance of the real economy with respect to monetary factors holds in this model. Across steady states inflation and the interest rate don't change, so (33) and (34) imply that

$$\hat{P} = \hat{M} - \frac{1}{\varepsilon}\hat{C} \quad (42)$$

$$\hat{P}^* = \hat{M}^* - \frac{1}{\varepsilon}\hat{C}^* \quad (43)$$

3 The Two-Country Model with Sticky Prices

We are now ready to understand the short-run behavior of exchange rates, the current account, and other key variables. In the short run, nominal producer prices $p(h)$ and $p^*(f)$ are predetermined; that is, they are set a period in advance but can be adjusted fully after one period. We will not explicitly model the underlying source of stickiness here—though one can straightforwardly reinterpret all the results below in a setting with a menu cost of price adjustment *à la* Akerlof and Yellen (1985a, 1985b), Mankiw (1985), or Blanchard and Kiyotaki (1987).¹⁴

3.1 Short-run equilibrium conditions

With preset nominal prices, output becomes demand determined for small enough shocks. Because a monopolist always prices above marginal cost, it is profitable to meet unexpected demand at the preset price.¹⁵ In the short run, therefore, the equations equating marginal revenue and marginal cost in the flexible-price case, (29) and (30), need not hold. Instead, output is determined entirely by the demand equations, (27) and (28).

Although prices are preset in terms of the producers' own currencies, the *foreign-currency* price of a producer's output must change if the exchange rate moves. How do exchange-rate changes affect relative prices and demands in the short run? With rigid output prices, eqs. (24) and (25) imply

$$\hat{P} = (1 - n)\hat{E} \quad (44)$$

$$\hat{P}^* = -n\hat{E} \quad (45)$$

In (44) and (45), and henceforth, we use hatted variables without time subscripts to denote *short-run* deviations from the symmetric steady-state path. Combining these price changes with (27) and (28) shows that short-run aggregate demands can be expressed as

$$\hat{y} = \theta(1 - n)\hat{E} + \hat{C}^w + \frac{dG^w}{\bar{C}_0^w} \quad (46)$$

$$\hat{y}^* = -\theta n\hat{E} + \hat{C}^w + \frac{dG^w}{\bar{C}_0^w} \quad (47)$$

where \hat{C}^w is given by (26) and differentials without time subscripts (such as dG^w) refer to short-run changes. The remaining equations of short-run equilibrium include (31)-(34), which *always* hold.

In the specific policy experiments we do, where we consider either one-period (temporary) or permanent changes from the baseline policies, the world economy reaches its new steady state after a single period.¹⁶ Thus, we can replace all $(t + 1)$ -subscripted variables in the linearized consumption-Euler and money demand eqs. (31)-(34) with steady-state changes. All t -subscripted variables in (31)-(34) are now interpreted as short-run values.

In the last section, we solved for the new steady state as a function of the permanent changes in money supplies and government spending, as well

as the change in net foreign assets (the current account). The change in net foreign assets, however, is endogenous and can be determined only in conjunction with a full solution of the model's intertemporal equilibrium.

In the long run here, current accounts are balanced, as implied by the steady-state conditions (19) and (20). In the short run, however, the home country's per capita current account surplus is given by

$$F_t - F_{t-1} = r_{t-1}F_{t-1} + \frac{p_t(h)y_t}{P_t} - C_t - G_t$$

and similarly for the foreign country. Thus, since $F_0 = 0$, the linearized short-run current account equations are given by

$$\frac{d\bar{F}}{\bar{C}_0^W} = \hat{y} - \hat{C} - (1-n)\hat{E} - \frac{dG}{\bar{C}_0^W} \quad (48)$$

$$\frac{d\bar{F}^*}{\bar{C}_0^W} = \hat{y}^* - \hat{C}^* + n\hat{E} - \frac{dG^*}{\bar{C}_0^W} = -\left(\frac{n}{1-n}\right) \frac{d\bar{F}}{\bar{C}_0^W} \quad (49)$$

where we have made use of (44) and (45). Note that $d\bar{F}$ and $d\bar{F}^*$ appear above because the asset stocks at the end of period t are steady-state levels.

3.2 Solution of the model: money shocks

One can formally solve the model in two stages. The first stage, already dealt with in section 2.5, is to solve for all the steady-state variables (those marked with overbars) as functions of the steady-state macroeconomic policy shifts and the first-period current account, $d\bar{F}$. Ten short-run variables remain to be determined: $\hat{C}, \hat{C}^*, \hat{y}, \hat{y}^*, \hat{P}, \hat{P}^*, \hat{E}, \hat{C}^W, \hat{\tau}$, and $d\bar{F}$. The ten equations that jointly determine them are (26), (31)-(34), and (44)-(48). Though a direct solution is possible, we prefer an intuitive approach that exploits the model's symmetry.

To simplify we look at monetary and fiscal shocks separately, taking the former first and, thus, assuming temporarily that $dG = d\bar{G} = dG^* = d\bar{G}^* = 0$. Nothing is lost through this approach, since the effects are additive.

3.2.1 Exchange rate dynamics

Some of the model's main predictions can be seen by looking at international differences in macroeconomic variables. Subtracting the foreign Euler eq.

(32) from its home counterpart (31) gives

$$\hat{C} - \hat{C}^* = \hat{\bar{C}} - \hat{\bar{C}}^* \quad (50)$$

A similar operation on the money-demand eqs. (34) and (33) leads to

$$(\hat{M} - \hat{M}^*) - \hat{E} = \frac{1}{\varepsilon} (\hat{C} - \hat{C}^*) - \frac{\beta}{(1 - \beta)\varepsilon} (\hat{\bar{E}} - \hat{E}) \quad (51)$$

after using (23), which holds in the short and in the long run alike.

Eq. (50) states that all shocks have permanent effects on the difference between home and foreign per capita consumption. Individuals need not have flat consumption profiles if the real interest rate differs from its steady-state value. However, since real interest rates have the same effect on home and foreign consumption growth, *relative* consumptions still follow a random walk. Eq. (51) is virtually identical to the central equation of the *flexible-price* monetary model of exchange rates, despite the presence of sticky prices here.¹⁷ The only essential difference is that in (51), relative money demand depends on *consumption* differences, not on output differences as the monetary model supposes. In the present model, the decision to hold money involves an opportunity cost that depends on the marginal utility of consumption. A prediction that money demand depends on consumption or expenditure rather than output is common, however, to many other intertemporal monetary models.¹⁸

A recognition that consumption rather than output enters money demand has potentially important empirical implications, especially in an open economy that can smooth its consumption through foreign borrowing and lending. For example, transitory output shocks that induce permanent relative consumption movements will have permanent exchange rate effects.¹⁹

Consider the classic Dornbusch (1976) exercise of an unanticipated permanent rise in the relative home money supply. To see the exchange rate implications of eq. (51), let us first lead it by one period to obtain

$$\hat{\bar{E}} = (\hat{\bar{M}} - \hat{\bar{M}}^*) - \frac{1}{\varepsilon} (\hat{\bar{C}} - \hat{\bar{C}}^*)$$

which is simpler than (51) because all variables are constant in the assumed steady state.²⁰ Using the above expression to substitute for $\hat{\bar{E}}$ in (51), and

noting that $\hat{C} - \hat{C}^* = \hat{\bar{C}} - \hat{\bar{C}}^*$ by (50) and that $\hat{M} - \hat{M}^* = \hat{\bar{M}} - \hat{\bar{M}}^*$ (since the money-supply shock is permanent), we obtain

$$\hat{E} = (\hat{M} - \hat{M}^*) - \frac{1}{\varepsilon} (\hat{C} - \hat{C}^*) \quad (52)$$

Thus, $\hat{E} = \hat{\bar{E}}$. The exchange rate jumps immediately to its long-run level despite the inability of prices to adjust in the short run. The intuition behind this result is apparent from eq. (51). If consumption differentials and money differentials are both expected to be constant, then agents must expect a constant exchange rate as well.

Indeed, although we have considered only permanent money-supply shocks, the random-walk behavior of consumption differences simplifies the analysis of more general shocks. For more general money-shock processes, the usual forward solution to (51) is just

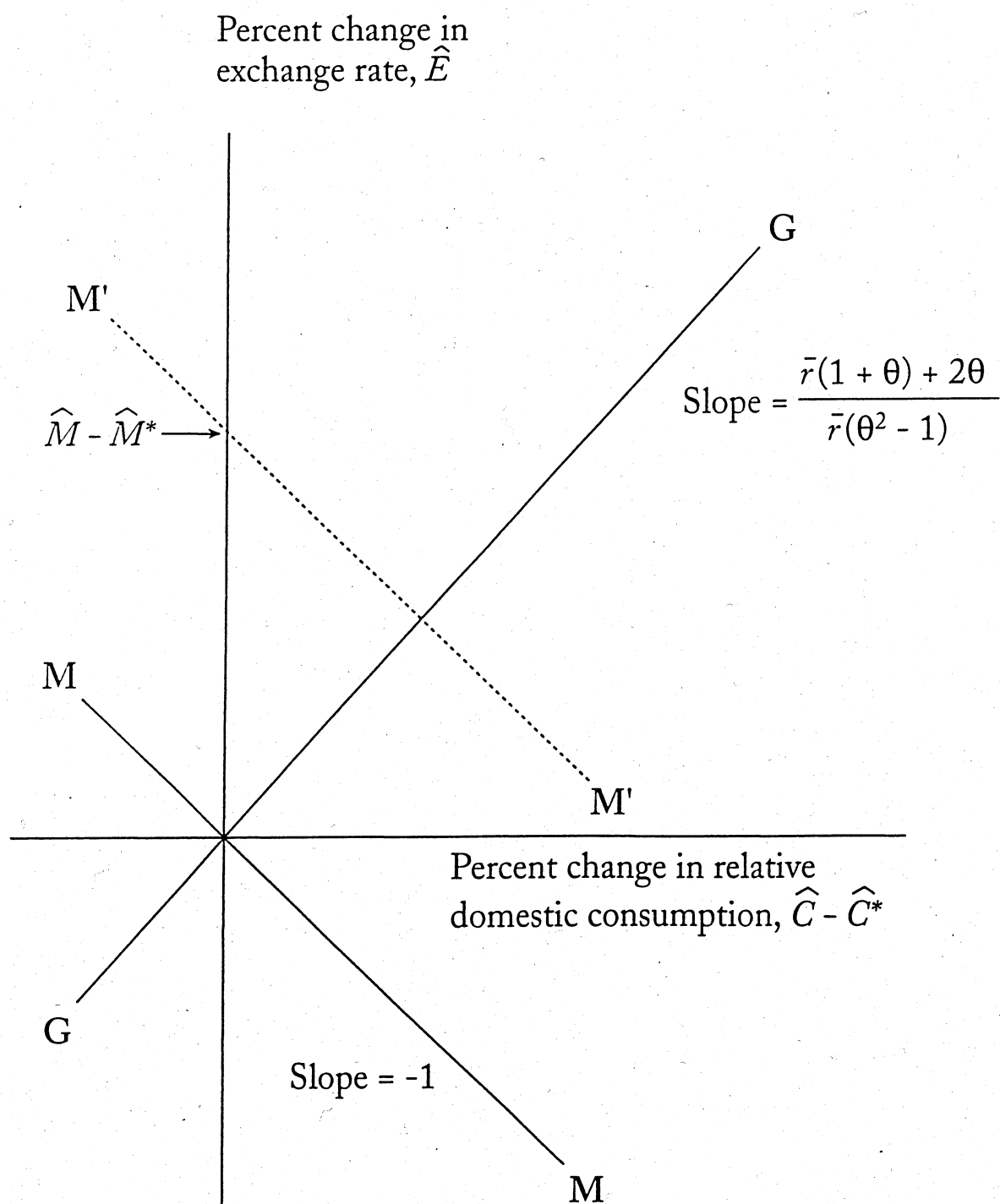
$$\hat{E}_t = \frac{(1 - \beta)\varepsilon}{\beta + (1 - \beta)\varepsilon} \sum_{s=t}^{\infty} \left(\frac{\beta}{\beta + (1 - \beta)\varepsilon} \right)^{s-t} (\hat{M}_s - \hat{M}_s^*) - \frac{1}{\varepsilon} (\hat{C} - \hat{C}^*) \quad (53)$$

The general result here is that the exchange rate jumps immediately to the flexible-price path corresponding to the new permanent international consumption differential. This doesn't mean, of course, that the model behaves exactly like a flexible-price model: in a flexible-price model there would be no consumption effect. Here, in contrast, the exchange-rate change and the consumption effect are jointly determined.

3.2.2 A graphical solution for the exchange rate

A simple diagram (figure 1) illustrates this interdependence for permanent money shocks ($\hat{M} - \hat{M}^* = \hat{\bar{M}} - \hat{\bar{M}}^*$). The MM schedule graphs eq. (52), which shows how relative consumption changes affect the exchange rate by changing relative money demand. (Remember that the consumption Euler equations therefore are built into MM.) The MM schedule's vertical intercept equals the relative percentage increase in the home money supply, and the schedule slopes downward because relative domestic money demand rises as relative domestic consumption rises. Prior to the monetary shock, the relevant MM schedule passes through the origin.

Figure 1 An unanticipated permanent relative domestic money-supply increase



A second schedule in \hat{E} and $\hat{C} - \hat{C}^*$ is derived by using the current-account eqs. (48) and (49) together with the long-run consumption eqs. (37) and (38) to write the long-run consumption difference as

$$\hat{C} - \hat{C}^* = \frac{\bar{r}(1 + \theta)}{2\theta} [(\hat{y} - \hat{y}^*) - (\hat{C} - \hat{C}^*) - \hat{E}]$$

Eqs. (46) and (47) show that domestic output rises relative to foreign output as the domestic currency depreciates and makes domestic products cheaper in the short run:

$$\hat{y} - \hat{y}^* = \theta \hat{E}$$

Combining the last two equations with the relative Euler eq. (50), we arrive at the GG schedule:

$$\hat{E} = \frac{\bar{r}(1 + \theta) + 2\theta}{\bar{r}(\theta^2 - 1)} (\hat{C} - \hat{C}^*) \quad (54)$$

This relationship shows the domestic currency depreciation needed to raise relative home output enough to justify a given permanent rise in relative home consumption; it therefore is upward sloping.

Figure 1 shows the shift of the initial MM schedule to $M'M'$ that occurs when there is a permanent unanticipated relative home money-supply shock of size $\hat{M} - \hat{M}^*$. The intersection of $M'M'$ and GG is the short-run equilibrium. The domestic currency depreciates, but by an amount proportionally smaller than the increase in the relative home money supply. Since $\hat{E} = \hat{\bar{E}}$, this is true in the long run as well.²¹

The exchange rate rises less than the relative domestic money supply because, as figure 1 also shows, domestic relative consumption must rise. With nominal prices fixed in the short run, the initial currency depreciation switches world demand toward domestic products and causes a short run rise in relative domestic income.²² Home residents save part of this extra income: by running a current-account surplus, they smooth the increase in their relative consumption over the future.

The exchange-rate change is smaller the less monopoly power producers have, that is, the larger is the price elasticity of demand, θ . As $\theta \rightarrow \infty$ and a perfectly competitive economy is approached, GG becomes horizontal and the exchange-rate effects of monetary changes disappear. If domestic and

foreign goods are perfect substitutes in demand and their nominal prices are fixed, there is no scope for an exchange-rate change.²³

This diagrammatic analysis extends easily to the case of temporary money shocks. The MM eq. (52) is replaced by (53) while the GG equation continues to hold for the initial period. Thus, the new MM schedule's slope is unchanged but its intercept is the discounted sum of future monetary changes from (53). The effects of a temporary money-supply shock on both the exchange rate and current account are smaller than those of a permanent shock. The level of $\hat{C} - \hat{C}^*$ determined by the diagram is still permanent, but eq. (53) must be used to calculate the exchange rate's path after the initial, sticky-price period.

3.2.3 The current account, the terms of trade, and world interest rates

More can be learned by algebraically solving the model, as we illustrate using the example of a permanent money shock. Together, (52) and (54) imply that the exchange-rate change is

$$\hat{E} = \frac{\varepsilon [\bar{r}(1 + \theta) + 2\theta]}{\bar{r}(\theta^2 - 1) + \varepsilon [\bar{r}(1 + \theta) + 2\theta]} (\hat{M} - \hat{M}^*) \leq \hat{M} - \hat{M}^* \quad (55)$$

and the relative consumption change is

$$\hat{C} - \hat{C}^* = \frac{\varepsilon \bar{r}(\theta^2 - 1)}{\bar{r}(\theta^2 - 1) + \varepsilon [\bar{r}(1 + \theta) + 2\theta]} (\hat{M} - \hat{M}^*) \quad (56)$$

To find the equilibrium current account, we combine (37) and (38) to solve for $\hat{\bar{C}} - \hat{\bar{C}}^*$ as a function of $d\bar{F}/\bar{C}_0^W$, then note that $\hat{C} - \hat{C}^* = \hat{\bar{C}} - \hat{\bar{C}}^*$ by (50), and, finally, use eq. (56) to obtain

$$\frac{d\bar{F}}{\bar{C}_0^W} = \frac{2\theta\varepsilon(1 - n)(\theta - 1)}{\bar{r}(\theta^2 - 1) + \varepsilon [\bar{r}(1 + \theta) + 2\theta]} (\hat{M} - \hat{M}^*) \quad (57)$$

We see from eq. (57) that, the larger the home country (the greater n), the less the positive impact of a home money increase on its current account. Armed with the derivative $d\bar{F}/\bar{C}_0^W$, we can solve for all the steady state

values. For example, the long-run terms of trade are found by combining (57) with (37), (38), and (41):²⁴

$$\hat{p}(h) - \hat{p}^*(f) - \hat{E} = \frac{\varepsilon \bar{r}(\theta - 1)}{\bar{r}(\theta^2 - 1) + \varepsilon [\bar{r}(1 + \theta) + 2\theta]} (\hat{M} - \hat{M}^*) \quad (58)$$

A positive home money shock generates a long-run improvement in the home terms of trade because it leads to an increase in wealth. With higher long-run wealth, home residents choose to enjoy more leisure (the opposite happens abroad): a rise in relative home output prices results. In the short run, of course, nominal domestic goods prices are fixed, and the home terms of trade deteriorate by \hat{E} . Thus, the short-run and the long-run terms of trade effects go in opposite directions. Intuitively, one would expect the short-run effect to be larger in absolute value; in the long-run, it is only the interest income on $d\hat{F}/\bar{C}_0^W$ that is driving the substitution from work effort into leisure. Comparing eq. (55) with eq. (58), we see that this indeed is the case.

The possibility that money shocks may have long-lasting real effects would seem to be quite general, and not simply an artifact of this particular model. As long as there exists any type of short-run nominal rigidities, unanticipated money shocks are likely to lead to international capital flows. The resulting transfers will extend the real effects of the shock beyond the initial sticky-price time horizon. In our infinitely-lived agent model with intertemporally separable utility, the real effects are permanent, but in an overlapping generations setting, the effects should still last much longer than, say, the year or two horizon of a typical nominal wage contract. Of course, one must be careful not to overstate the importance of the long-run terms-of-trade effects since, as we have shown, they are in general an order of magnitude smaller than the short-run terms-of-trade effects.

One can ask whether Dornbusch (1976) type exchange rate overshooting occurs here, although the issue is complicated by the long-run non-neutrality of money. The more interesting question is whether sticky prices lead to more or less exchange rate volatility than one would observe in a world of flexible prices. In the present model, preset prices actually reduce exchange rate volatility due to monetary shocks. The fact that the inflating country experiences an improvement in its long-run terms of trade tempers the need for initial nominal depreciation. In an appendix we present a model with sticky-price nontraded goods in which a Dornbusch overshooting result can

hold. Given the lack of empirical support for the overshooting hypothesis, however, it is unclear that this should be regarded as an essential property of an exchange-rate model.²⁵

It is straightforward to solve for the remaining variables in the model. To see how an unanticipated permanent monetary expansion affects the world real interest rate, for example, use the short-run price eqs. (44) and (45) and the long-run eqs. (42) and (43) to express the money-market equilibrium conditions (33) and (34) as

$$\begin{aligned}\hat{C} + \frac{\beta}{(1-\beta)\varepsilon}\hat{\bar{C}} - \left(\varepsilon + \frac{\beta}{1-\beta}\right)[\hat{M} - (1-n)\hat{E}] &= 3\hat{r} \\ \hat{C}^* + \frac{\beta}{(1-\beta)\varepsilon}\hat{\bar{C}}^* - \left(\varepsilon + \frac{\beta}{1-\beta}\right)(\hat{M}^* + n\hat{E}) &= \beta\hat{r}\end{aligned}$$

Multiply the first of these expressions by n , the second by $1-n$, and add. Because, by (37) and (38), $\hat{\bar{C}}^W = n\hat{\bar{C}} + (1-n)\hat{\bar{C}}^* = 0$ for a pure monetary shock, the consumption Euler eqs. (31) and (32) imply that

$$\hat{C}^W = n\hat{C} + (1-n)\hat{C}^* = -(1-\beta)\hat{r} \quad (59)$$

in the short run, and so

$$\hat{r} = -\left(\varepsilon + \frac{\beta}{1-\beta}\right)\hat{M}^W \quad (60)$$

where

$$\hat{M}^W \equiv n\hat{M} + (1-n)\hat{M}^*$$

A monetary expansion either at home or abroad lowers the world real interest rate in proportion to the increase in the "world money supply" \hat{M}^W and, thus, raises global consumption demand. The liquidity effect is greater the higher is ε , which is inversely related to the interest-elasticity of money demand. Relatively interest-inelastic money demand (a high value of ε) means that a monetary expansion will cause a proportionally large decline in the real interest rate. As per eq. (18), there is no effect on the long-run real interest rate, which is tied to the rate of time preference.

What about the nominal interest rate? One can show that a permanent monetary expansion in either country lowers nominal interest rates worldwide provided $\varepsilon > 1$. (This probably is the empirically relevant case.)

While a monetary expansion raises global demand in the short run by lowering the world real interest rate, it has asymmetric output effects in the two countries if the exchange rate changes. Eqs. (46) and (47) show the short-run output changes. Consider the effects of a unilateral increase in the home money supply. The world real interest rate falls and world demand rises, but because the domestic currency depreciates ($\hat{E} > 0$), some world demand is shifted toward home products at foreign producers' expense. As a result, home output rises relatively more; in fact, foreign output actually can fall.²⁶ A similar ambiguity is familiar from two-country versions of the Mundell-Fleming-Dornbusch model.²⁷

3.3 Welfare analysis of international monetary transmission

On a superficial reading, the preceding analysis suggests that the effects of a home monetary expansion on foreign welfare easily can be negative. In the long run foreign agents work harder, but, because of foreign debt and a deterioration in their terms of trade, consume less. Moreover, foreign output may fall in the short run. But there are also some short-run benefits for foreigners: they enjoy more leisure, improved terms of trade, and consumption higher than income. The advantage of our dynamic utility-theoretic approach is that the overall welfare effect of these opposing forces can be rigorously evaluated. As in section 3.2, monetary changes are assumed permanent.

We divide the problem of evaluating welfare changes into two parts by writing the intertemporal utility function (6) as $U = U^R + U^M$, where U^R consists of the terms depending on consumption and output and U^M consists of the terms depending on real money balances.

Consider the change in U^R first. Since the economy reaches a steady state after one period, the change in a home resident's lifetime welfare due to consumption and output changes is

$$dU^R = \hat{C} - \kappa y_0^2 \hat{y} + \frac{\beta}{1-\beta} (\hat{\bar{C}} - \kappa y_0^2 \hat{\bar{y}})$$

Eq. (21) and the assumption that $C_0 = y_0 = C_0^W$ show that this equation can be rewritten as

$$dU^R = \hat{C} - \left(\frac{\theta-1}{\theta} \right) \hat{y} + \frac{\beta}{1-\beta} \left[\hat{\bar{C}} - \left(\frac{\theta-1}{\theta} \right) \hat{\bar{y}} \right] \quad (61)$$

Eq. (46) shows the value of \hat{y} ; \hat{C} 's value follows from (55), (56), and (59) as

$$\hat{C} = \frac{\bar{r}(1-n)(\theta^2-1)}{\bar{r}(1+\theta)+2\theta} \hat{E} + \hat{C}^W$$

The long-run home consumption change $\hat{\bar{C}}$ can be derived from (37), (55), and (57),

$$\hat{\bar{C}} = \frac{\bar{r}(1-n)(\theta^2-1)}{\bar{r}(1+\theta)+2\theta} \hat{E}$$

while (39) shows that the long-run home output change is

$$\hat{\bar{y}} = -\frac{\bar{r}\theta(1-n)(\theta-1)}{\bar{r}(1+\theta)+2\theta} \hat{E}$$

The corresponding foreign variables are obtained by replacing $1-n$ with $-n$ in the exchange-rate coefficients of these expressions. Thus, all asymmetric effects of the monetary shock are transmitted through the exchange rate.

Returning to (61), we see from the preceding equations and eq. (18) that the impact of the exchange-rate terms on home welfare is zero, leaving

$$dU^R = \frac{\hat{C}^W}{\theta} = \frac{\beta + \varepsilon(1-\beta)}{\theta} \hat{M}^W \quad (62)$$

This change is the product of the aggregate-demand level change, dC^W , and the initial (positive) difference between the marginal utility of consumption and the marginal cost in utility terms of producing consumer goods. The obvious symmetry of the preceding calculation shows that for the foreign country as well,

$$dU^{*R} = \frac{\hat{C}^W}{\theta} = \frac{\beta + \varepsilon(1-\beta)}{\theta} \hat{M}^W \quad (63)$$

Thus, the only effect of the money shock on U^R and U^{*R} comes from the general increase in world demand in the initial period, and both countries share the benefits *equally*. This is true despite the permanent increase in home relative consumption caused by the shock.

The fact that unanticipated monetary expansion can raise welfare is familiar from the static closed-economy analyses of Akerlof and Yellen (1985a, 1985b) and Blanchard and Kiyotaki (1987). Because price exceeds marginal cost in a monopolistic equilibrium, aggregate demand policies that coordinate

higher work effort move the economy closer to efficient production, with a first-order impact on welfare. The surprising result in (62) and (63) is that the terms-of-trade and current-account effects that accompany unilateral monetary changes—effects long central to the international policy coordination literature—are of strictly second-order importance here. How can this be?

The crux of the matter is that if home producers lower prices and produce more, they gain revenue but work harder to get it. Starting in the initial equilibrium, where marginal revenue and cost are equal, the utility effects cancel exactly. An unexpected home currency depreciation, which lowers the real price of home goods when domestic-money prices are sticky, has the same effect: home producers sell more but work harder too. Foreign producers face the opposite situation. The first-order effect of the monetary expansion thus is to raise global aggregate demand and world output. The associated expenditure-switching effects are only second order. Does the fact that a current-account imbalance arises upset this conclusion? No. Here, at the margin, all effects from reallocating consumption and leisure over time have to be second order as well.

Obviously, our result holds in its extreme form only for small monetary expansions. For large shifts, the envelope theorem no longer applies and assessments of welfare outcomes require numerical methods. Nevertheless, our analysis suggests that, even in cases where the conventional Mundell-Fleming-Dornbusch paradigm yields empirically sensible results, its ostensible welfare implications can be quite misleading. For example, the earlier models may overstate the importance of the “beggar-thy-neighbor” effects that a country inflicts on trading partners when it depreciates its currency. Our theoretical analysis provides support for Eichengreen and Sachs’s (1985) and Eichengreen’s (1992) contention that, during the Great Depression, the aggregate-demand benefits of unilateral inflationary devaluations were at least as important as the expenditure-switching effects.²⁸

A crucial assumption underlying the model’s welfare prediction is that producers’ market power is the only distortion in the initial equilibrium. Home monetary expansion wouldn’t necessarily raise welfare in, say, a foreign economy with involuntary unemployment due to an efficiency-wage mechanism.

Our symmetrical international transmission result can similarly be reversed when distorting income taxes discourage labor effort. Suppose, for example, that income from labor is taxed in both countries at rate τ , with

the proceeds being remitted to the private sector in lump-sum fashion. In this case, the expenditure-switching effect of a currency depreciation allows the home country to achieve an ex post reduction in its tax distortion at foreign expense. This can be seen by inspecting the welfare effects of monetary changes in this case, which are

$$dU^R = \left[\frac{1}{\theta} + \tau \frac{(\theta - 1)}{\theta} \right] \hat{C}^W + \tau(1 - n) \left[\frac{(1 + \bar{\tau})(\theta^2 - 1)}{\bar{\tau}(1 + \theta) + 2\theta} \right] \hat{E},$$

$$dU^{*R} = \left[\frac{1}{\theta} + \tau \frac{(\theta - 1)}{\theta} \right] \hat{C}^W - \tau n \left[\frac{(1 + \bar{\tau})(\theta^2 - 1)}{\bar{\tau}(1 + \theta) + 2\theta} \right] \hat{E}$$

These expressions show that the tax distortion τ enhances the gain both countries potentially derive from an unanticipated rise in world aggregate demand [compare with (62) and (63)], but that the accompanying exchange-rate change redistributes the overall benefit toward the depreciating country.

Which distortions are likely to dominate? One cannot draw any concrete conclusions without empirical analysis. We note, however, that the monopoly effects emphasized in our model have figured prominently in a number of recent attempts to explain the main features of business cycles.²⁹ What our analysis clearly does show is that the intermediate policy targets typically emphasized in earlier Keynesian models—for example, output, the terms of trade, and the current account—can easily point in the wrong direction.

Thus far we have not discussed real-balance effects, which change U^M and U^{*M} , but these should not reverse our conclusions. Because the marginal utility of money is positive, policies that raise real monetary balances can be Pareto improving. In the case of a unilateral home monetary expansion, home real balances rise in all periods. Foreign real balances, however, rise in the first period but fall in the long run because long-run foreign consumption falls. The net effect abroad is ambiguous. But unless χ in (6) is implausibly large, so that real balances have a high weight in total welfare relative to consumption, the aggregate demand effects captured in (62) and (63) are the dominant ones.³⁰

3.4 Government spending shocks

A government's spending falls on both home and foreign goods, but the taxes that finance it are borne entirely by its own citizens. Their consumption falls,

but because they reduce their leisure at the same time, the net effect on world aggregate demand is positive. We have already studied government spending under flexible prices (in section 2.5); now we turn to the sticky-price case, in which the results can be surprisingly different. Again we draw on the log-linearized equations of sections 2.4, 2.5, and 3.1, abstracting from monetary changes by assuming $\hat{M} = \hat{\bar{M}} = \hat{M}^* = \hat{\bar{M}}^* = 0$.

The solution approach is completely parallel to the one followed in section 3.2. In particular, the MM schedule for this case is still given by eq. (52), but with monetary changes set to zero. Instead of (54), the equation

$$\hat{E} = \frac{\bar{r}(1 + \theta) + 2\theta}{\bar{r}(\theta^2 - 1)} (\hat{C} - \hat{C}^*) + \frac{1}{\theta - 1} \left[\frac{dG - dG^*}{\bar{C}_0^W} + \left(\frac{1}{\bar{r}} \right) \frac{d\bar{G} - d\bar{G}^*}{\bar{C}_0^W} \right]$$

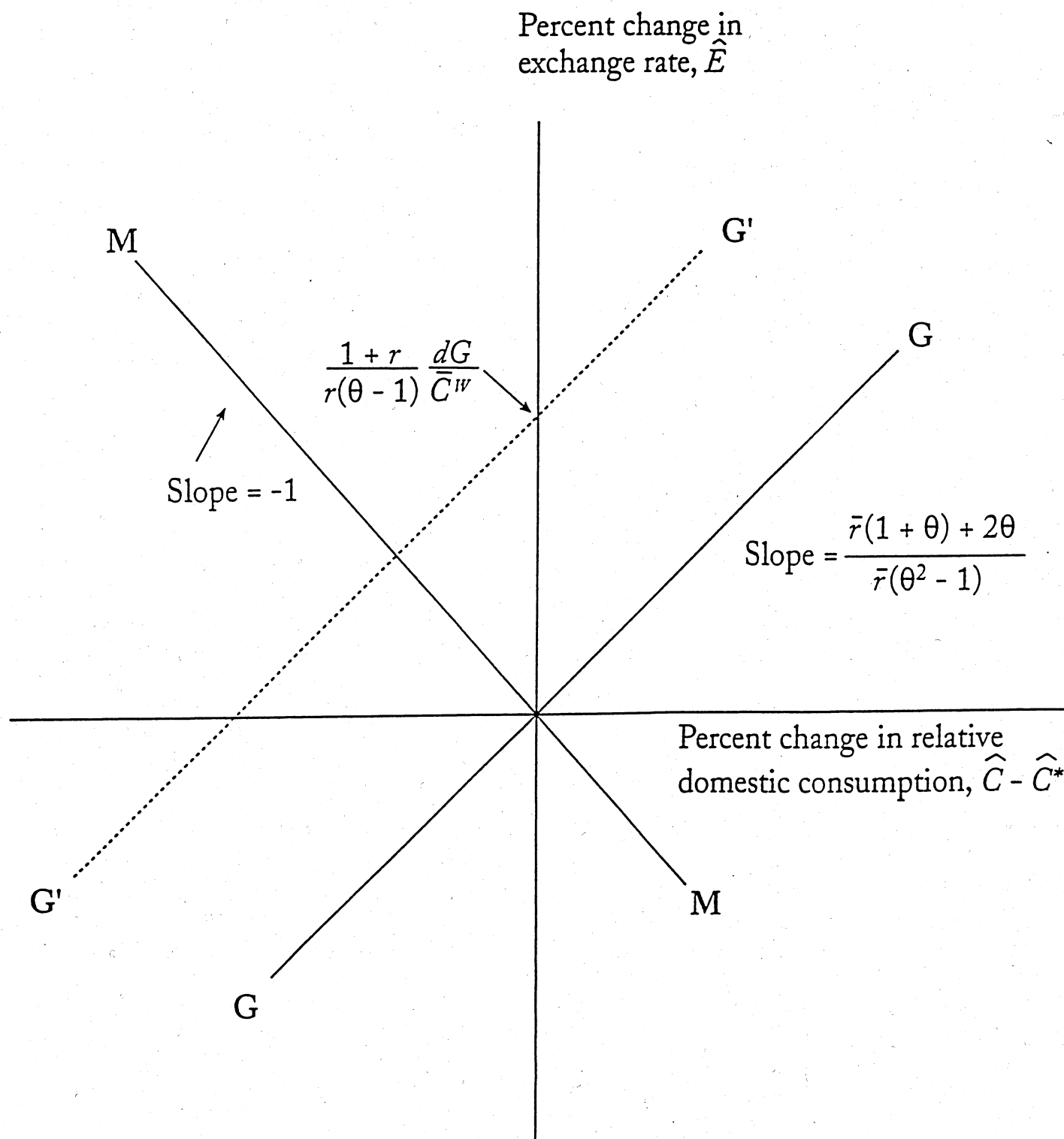
describes the new GG schedule. $G'G'$. The latter has the same positive slope as before, but its vertical intercept is proportional to the present discounted value of differential government spending changes. (Recall that dG and dG^* are the first-period fiscal shifts while $d\bar{G}$ and $d\bar{G}^*$ are the shifts in all subsequent periods.)

Figure 2 illustrates a permanent unilateral increase in home government spending where $dG = d\bar{G}$ (in the case of a temporary change the exchange-rate and relative consumption effects would be muted). Home consumption falls relative to foreign consumption because domestic residents are paying for the government spending. Because this relative consumption change lowers the relative demand for home money, E rises (a depreciation of home currency relative to foreign).³¹ As in our analysis of monetary disturbances above, the exchange rate moves immediately to its new steady state, that is, $\hat{E} = \hat{\bar{E}}$. This result does not require that the fiscal shock be permanent. Because individuals smooth consumption over time, even temporary fiscal shifts induce a random walk in the exchange rate.

To derive algebraic solutions for the model, one proceeds exactly as in the case of money shocks. (To simplify the resulting expressions we hold G^* at zero when this is convenient.) The short-run exchange rate change is

$$\hat{E} = \frac{\bar{r}(1 + \theta)}{\bar{r}(\theta^2 - 1) + \varepsilon[\bar{r}(1 + \theta) + 2\theta]} \left[\frac{dG}{\bar{C}_0^W} + \left(\frac{1}{\bar{r}} \right) \frac{d\bar{G}}{\bar{C}_0^W} \right]$$

Figure 2 An unanticipated permanent increase in home government spending



By eq. (52), $\hat{C} - \hat{C}^* = -\varepsilon \hat{E}$. The current account is given by

$$\frac{d\bar{F}}{\bar{C}_0^W} = \frac{\bar{r}(1+\theta)(1-n)(\varepsilon+\theta-1)}{\bar{r}(\theta^2-1) + \varepsilon[\bar{r}(1+\theta) + 2\theta]} \left[\frac{dG}{\bar{C}_0^W} + \left(\frac{1}{\bar{r}}\right) \frac{d\bar{G}}{\bar{C}_0^W} \right] - (1-n) \frac{dG}{\bar{C}_0^W} \quad (64)$$

In the case of a transitory spending increase ($d\bar{G} = 0$), it is clear that the home country runs a current-account deficit. The dominant mechanism is similar to that in flexible-price models: because the tax increase is temporary, consumption falls by less than the rise in government spending. There is a partially offsetting effect here, however, because the home currency depreciation causes a short-run rise in home relative to foreign output. In fact, for a *permanent* increase in domestic government spending, eq. (64) implies that the home country actually runs a surplus. The usual result in flexible-price representative-agent economies is that permanent government spending changes have no current-account effects because they do not tilt the time profile of output net of government expenditure.³² With sticky prices, however, an unanticipated permanent rise in G does tilt the time profile of output.

The effects of government spending on the world real interest rate provide an even more surprising contrast with the flexible-price case. Allowing once again for foreign government spending, one finds the short-run change in the world real interest rate to be

$$\hat{r} = - \left\{ \frac{[\beta + (1-\beta)\varepsilon]}{(1-\beta)\varepsilon} \right\} \frac{d\bar{G}^W}{\bar{C}_0^W} \quad (65)$$

The startling implication of eq. (65) is that only innovations in *future* government spending affect the real interest rate. Current temporary innovations in government spending have *no* effect. With sticky prices and demand-determined output, global output rises by the same amount as government spending, so there is no change in the time path of output available for private consumption when the government spending increase is temporary. Eq. (65) also shows that permanently higher government spending temporarily lowers the real interest rate. This contrasts with the textbook flexible-price result of an unchanged interest rate (Barro 1993). Because permanently higher government spending generates a bigger output effect in the short run than in the long run, it results in a declining path of output available for private consumption.

Obviously, some of the precise positive implications of our model depend on the exact manner in which government spending enters it. The standard intertemporal approach admits a plethora of possibilities (government spending can be on investment, government consumption can be a substitute for private spending, etc.). One result likely to be fairly robust to changes in the specific details of the model, however, is that unanticipated increases in government spending do not raise interest rates as much (or lower them more) in a world with short-run price rigidities as in a world with fully flexible prices.³³

As was the case for monetary shocks, nominal exchange rates may be less volatile under sticky prices than under flexible prices. A consequence of eqs. (42), (43), and (23) is that the MM equation, $\hat{E} = -\frac{1}{\epsilon}(\hat{C} - \hat{C}^*)$, holds in both the sticky-price and flexible-price cases for any fiscal shock (holding money constant). Thus, the exchange-rate impact of fiscal policy is proportional to the induced consumption differential regardless of whether prices are sticky or flexible. But from our preceding discussion of the current account, one can readily confirm that both temporary and permanent fiscal shocks have smaller absolute effects on relative consumption under sticky prices. Hence, the absolute exchange-rate effects are smaller as well.

An explicit welfare analysis of fiscal policy along the lines of section 3.3 straightforward. Again, the induced expenditure switching effects are of second-order significance. The major new issue that arises is that the citizens whose government expands foot the entire tax bill for the resulting expansion in world aggregate demand.

In concluding this section, we note that our analysis, which has focused entirely on monetary and fiscal policy shocks, can easily be extended to incorporate productivity shocks. These can be modeled as changes in the parameter κ in eq. (6); a fall in κ can be interpreted as implying that less labor is required to produce a given amount of output. When κ can vary, eqs. (29) and (30) become

$$(\theta + 1) \hat{y}_t = -\theta \hat{C}_t + \hat{C}_t^W + \frac{dG_t^W}{\bar{C}_0^W} - \theta \hat{\kappa}_t$$

$$(\theta + 1) \hat{y}_t^* = -\theta \hat{C}_t^* + \hat{C}_t^W + \frac{dG_t^W}{\bar{C}_0^W} - \theta \hat{\kappa}_t^*$$

while all the other equations of the linearized model remain the same.³⁴

4 Extensions

To highlight both the potential and the limitations of our framework, we briefly catalog a number of possible extensions.³⁵ Just as there are many variants of the Mundell-Fleming-Dornbusch model that allow for intermediate goods, nontraded goods, international differences in wage setting, and so on, one can imagine numerous variants of the present model. In the appendix, we develop a small open economy variant that allows for nontraded goods. This model is much simpler to solve than the two-country model explored above. An extended general-equilibrium version must be used to address international transmission issues.

Our analysis has not allowed for uncertainty except for one-time unanticipated shocks. However, standard techniques can be used to develop a stochastic version of the model.³⁶ A further limitation is our treatment of monetary policy as exogenous. But the fact that unanticipated monetary policy expansion raises welfare implies that credibility problems can arise in a model where monetary policy is determined endogenously. Using the model to look at inflation credibility issues as well as problems of international monetary policy coordination would seem a fruitful area for further research.³⁷

The model's dynamics can be extended in a number of dimensions. Introducing overlapping generations in place of homogeneous infinitely-lived agents would enrich the dynamics while introducing real effects of government budget deficits. The analysis above considered only one-period nominal rigidities; but allowing for richer price dynamics would enhance the model's empirical applicability. The exclusion of domestic investment, while a useful strategic simplification for some purposes, prevents discussion of some important business-cycle regularities.

Attempts to extend the framework clearly become much easier if one is willing to settle for numerical results rather than analytical ones. For many purposes (such as analyzing large shocks), resort to numerical methods is a necessary compromise. We believe, however, that analytical results such as those presented here are a vital aid to intuition, even intuition about larger numerical models.

5 Conclusion

We have developed a framework that offers new foundations for thinking about some of the fundamental problems in international finance. Existing models, whether traditional static Keynesian models or newer flexible-price intertemporal models, are too incomplete to offer a satisfactory integrative treatment of exchange rates, output, and the current account. While our model is seemingly quite complex, it yields simple and intuitive insights into the international repercussions of monetary and fiscal policies. It can be extended in a number of dimensions, including the addition of nontraded goods, pricing to market behavior, home bias in government spending, labor-market distortions, and so on.

By design, our model inherits much of the empirical sensibility of the still-dominant Mundell-Fleming-Dornbusch approach to international finance. We have gone beyond that essentially static approach in offering a framework that simultaneously handles current account and exchange rate issues, as well as the dynamic repercussions of fiscal shifts. Most importantly, though, the new approach allows one meaningfully to analyze the welfare implications of alternative policies. We find that some of the intermediate policy targets emphasized in earlier Keynesian models of policy transmission (the terms of trade, the current account, and so on) turn out, upon closer inspection, to be important individually but largely offsetting taken jointly. This would never be apparent without carefully articulated microfoundations.

APPENDIX: A MODEL WITH NONTRADED GOODS

Here we sketch a simple model of a small open economy with nontraded goods in which exchange-rate overshooting is possible. Now, the nontraded-goods sector is monopolistically competitive with preset nominal prices, but there is a single homogeneous tradable good that sells for the same price all over the world. The tradables sector is perfectly competitive and therefore the money price of the tradable good must be flexible. A home citizen is endowed with a constant quantity of the traded good each period, \bar{y}_T , and has a monopoly over production of one of the nontradables $z \in [0, 1]$.

The utility function of the representative producer is

$$U_t = \sum_{s=t}^{\infty} \beta^{s-t} \left[\gamma \log C_{Ts} + (1 - \gamma) \log C_{Ns} + \frac{\chi}{1 - \varepsilon} \left(\frac{M_s}{P_s} \right)^{1 - \varepsilon} - \frac{\kappa}{2} y_{Ns}(z)^2 \right]$$

where C_T is consumption of the traded good and C_N is composite nontraded goods consumption, defined by

$$C_N = \left[\int_0^1 c_N(z)^{\frac{\theta-1}{\theta}} dz \right]^{\frac{\theta}{\theta-1}}$$

Here, P is the utility-based nominal price index

$$P \equiv P_T^\gamma P_N^{1-\gamma} / \gamma^\gamma (1-\gamma)^{1-\gamma} \quad (66)$$

with $P_T = EP_T^*$ the nominal price of the traded good and P_T^* exogenous and constant. The nominal price P_N is the nontraded goods price index

$$P_N = \left[\int_0^1 p_N(z)^{1-\theta} dz \right]^{\frac{1}{1-\theta}}$$

with $p_N(z)$ the money price of good z . Bonds are denominated in tradables, and the individual's period budget constraint, with r denoting the constant world interest rate in tradables, is

$$P_{Tt}F_t + M_t = P_{Tt}(1+r)F_{t-1} + M_{t-1} + p_{Nt}(z)y_{Nt}(z) + P_{Tt}\bar{y}_T - P_{Nt}C_{Nt} - P_{Tt}C_{Tt} - P_tT_t$$

where per capita taxes T are also denominated in tradables. It is convenient to assume that there is no government spending, so that the government budget constraint is given by

$$0 = T_t + \frac{M_t - M_{t-1}}{P_{Tt}}$$

Parallel to eq. (8) in the text, the demand curve for nontraded good z is

$$y_{Nt}^d(z) = \left(\frac{p_{Nt}(z)}{P_{Nt}} \right)^{-\theta} C_{Nt}^A$$

where C_{Nt}^A is aggregate home consumption of nontraded goods. Producers take C_{Nt}^A as given.

Assuming $(1+r)\beta = 1$, the first-order conditions for individual maximization can be written as

$$C_{Tt+1} = C_{Tt} \quad (67)$$

$$\frac{\gamma}{C_{Tt}} = \chi \frac{P_{Tt}}{P_t} \left(\frac{M_t}{P_t} \right)^{-\epsilon} + \beta \frac{P_{Tt}}{P_{Tt+1}} \left(\frac{\gamma}{C_{Tt+1}} \right) \quad (68)$$

$$C_{Nt} = \frac{1-\gamma}{\gamma} \left(\frac{P_{Tt}}{P_{Nt}} \right) C_{Tt} \quad (69)$$

$$y_{Nt}(z)^{\frac{\theta+1}{\theta}} = \left[\frac{(\theta-1)(1-\gamma)}{\theta\kappa} \right] C_{Nt}^{-1} (C_{Nt}^A)^{\frac{1}{\theta}} \quad (70)$$

Substituting (67) into (68) yields

$$\frac{M_t}{P_t} = \left[\frac{\chi P_{Tt} C_{Tt}}{\gamma P_t} \left(\frac{1+i_t}{i_t} \right) \right]^{1/\epsilon} \quad (71)$$

where the nominal interest rate is $i_t = (P_{Tt+1}/P_{Tt})(1+r) - 1$.

Note that, under the present separable utility function, agents smooth consumption of traded goods independently of nontraded goods production or consumption. Since production is constant at \bar{y}_T , this implies that

$$C_{Tt} = \bar{y}_T \quad (72)$$

for all t , assuming zero initial net foreign assets. Thus, the economy runs a balanced current account regardless of shocks to money or productivity in nontraded goods.

We again begin by deriving the steady-state equilibrium in which prices are fully flexible and the money supply is constant. In the symmetric (among domestic residents) market equilibrium, $C_{Nt} = y_{Nt}(z) = C_{Nt}^A$ for all z ; thus eq. (70) implies that, in the steady state,

$$\bar{y}_N = \bar{C}_N = \left[\frac{(\theta-1)(1-\gamma)}{\theta\kappa} \right]^{\frac{1}{2}} \quad (73)$$

In a steady state with a constant money supply, prices of traded goods must be constant. The equilibrium price level, \bar{P} , may be found using eqs.(69), and eqs. (71)-(73), together with $P_{Tt+1} = P_{Tt}$, which follows from the no speculative bubbles condition. Here long-run monetary neutrality obtains since money shocks do not affect wealth.

In the short run, prices of non-traded goods are fixed at \bar{p}_N and output of nontraded goods is demand determined. Because $\bar{p}_N(z)/\bar{P}_N = 1$, the short-run demand for nontraded goods is given by

$$y_N^d(z) = C_N \quad (74)$$

Combining eqs. (69), (72), and (74) yields:

$$y_N = C_N = \frac{1 - \gamma}{\gamma} \left(\frac{P_T}{\bar{P}_N} \right) \bar{y}_T \quad (75)$$

which gives y_N and C_N as functions of P_T . To solve for short-run P_T (recall traded goods prices are flexible) log-linearize the money demand eq. (71):

$$\varepsilon (\hat{M} - \hat{P}) = \hat{P}_T - \hat{P} + \frac{\beta}{1 - \beta} (\hat{P}_T - \hat{\bar{P}}_T) \quad (76)$$

As in the text, hatted variables are short-run deviations from the initial steady-state and hatted variables with overbars are long-run deviations from the initial steady state. Log differentiating the price index eq. (66), with P_N fixed, yields the short-run price-level response

$$\hat{P} = \gamma \hat{P}_T \quad (77)$$

Finally, since money is neutral in the long run and the money shock is permanent, we have

$$\hat{\bar{P}}_T = \hat{\bar{M}} = \hat{M} \quad (78)$$

Substituting the last two relationships into eq. (76) yields:

$$\hat{P}_T = \hat{E} = \frac{\beta + (1 - \beta)\varepsilon}{\beta + (1 - \beta)(1 - \gamma + \gamma\varepsilon)} \hat{M} \quad (79)$$

Note that the price of traded goods changes in proportion to the exchange rate because the law of one price holds for tradables and the country does not have any market power in tradables.

From (79), we can see that, if $\varepsilon > 1$, the nominal exchange rate overshoots its long-run level. To understand why overshooting depends on ε , notice that $1/\varepsilon$ is the consumption elasticity of money demand. Suppose, for the moment, that $\hat{P}_T = \hat{M}$, so that there is neither over- nor undershooting. Then, by eq. (77), the supply of real balances would have to rise by $\hat{M} - \hat{P} = (1 - \gamma)\hat{M}$. From eqs. (71), (72), and (77), we see that, in this case, the demand for real balances will rise by $(1/\varepsilon)(1 - \gamma)\hat{M}$. If $\varepsilon > 1$, the demand for real balances will rise by less than the supply and the price of tradables (the exchange rate) would have to rise further to reach equilibrium—thereby overshooting its long-run level.

Finally, observe that an unanticipated rise in money supply is unambiguously welfare improving at home: output rises in the monopolistic nontraded-goods sector and (as one can show) real money balances also rise.

REFERENCES

- Akerlof, George A., and Janet L. Yellen. "A Near-Rational Model of the Business Cycle, with Wage and Price Inertia." *Q.J.E.* 100 (Supplement, 1985a): 823-38.
- Akerlof, George A., and Janet L. Yellen. "Can Small Deviations from Rationality Make Significant Differences to Economic Equilibria?" *A.E.R.* 75 (September 1985b): 708-21.
- Ball, Laurence, and David Romer. "Are Prices Too Sticky?" *Q.J.E.* 104 (August 1989): 507-24.
- Barro, Robert J. *Macroeconomics*, 4th ed. New York: John Wiley & Sons, 1993.
- Baxter, Marianne. "Financial Market Linkages and the International Transmission of Fiscal Policy." Working Paper no. 336. Rochester: Rochester Center for Economic Research, November 1992.
- Beaudry, Paul, and Michael B. Devereux. "Monetary Policy and the Real Exchange Rate in a Price Setting Model of Monopolistic Competition." Manuscript. Vancouver: Univ. British Columbia, Dept. Econ., April 1994.
- Blanchard, Olivier J., and Nobuhiro Kiyotaki. "Monopolistic Competition and the Effects of Aggregate Demand." *A.E.R.* 77 (September 1987): 647-66.
- Calvo, Guillermo A., and Carlos A. Végh. "Exchange-Rate Based Stabilization under Imperfect Credibility." In *Open-Economy Macroeconomics*, edited by Helmut Frisch and Andreas Worgotter. London: MacMillan, 1993.
- Canzoneri, Matthew B., and Dale W. Henderson. *Monetary Policy in Interdependent Economies*. Cambridge, Mass.: MIT Press, 1991.

- Dixon, Huw D. "Imperfect Competition and Open Economy Macroeconomics." In *The Handbook of International Macroeconomics*, edited by Frederick van der Ploeg. Cambridge, Mass.: Blackwell, 1994.
- Dornbusch, Rudiger. "Expectations and Exchange Rate Dynamics." *J.P.E.* 84 (December 1976): 1161-76.
- Dornbusch, Rudiger. *Open Economy Macroeconomics*. New York: Basic Books, 1980.
- Dornbusch, Rudiger. "Exchange Rates and Prices." *A.E.R.* 77 (March 1987): 93-106.
- Eichengreen, Barry. *Golden Fetters*. Oxford: Oxford Univ. Press, 1992.
- Eichengreen, Barry, and Jeffrey D. Sachs. "Exchange Rates and Economic Recovery in the 1930s." *J. Econ. History* 45 (December 1985): 925-46.
- Feenstra, Robert C. "Functional Equivalence between Liquidity Costs and the Utility of Money." *J. Monetary Econ.* 17 (March 1986): 271-91.
- Fleming, J. Marcus. "Domestic Financial Policies under Fixed and under Floating Exchange Rates." *I.M.F. Staff Papers* 9 (November 1962): 369-79.
- Flood, Robert P. "Explanations of Exchange Rate Volatility and Other Empirical Regularities in Some Popular Models of the Exchange Rate Market." *Carnegie-Rochester Conference Series on Public Policy* 15 (Autumn 1981).
- Frenkel, Jacob A. "A Monetary Approach to the Exchange Rate: Doctrinal Aspects and Empirical Evidence." *Scandinavian J. Econ.* 78 (May 1976): 200-24.
- Frenkel, Jacob A., and Assaf Razin. *Fiscal Policies and the World Economy: An Intertemporal Approach*. Cambridge, Mass.: MIT Press, 1987.
- Hall, Robert E. "Market Structure and Macroeconomic Fluctuations." *Brookings Papers Econ. Activity* 17 (no. 2, 1986): 285-322.

- Krugman, Paul R. "Pricing to Market When the Exchange Rate Changes." In *Real-Financial Linkages among Open Economies*, edited by Sven W. Arndt and J. David Richardson. Cambridge, Mass.: MIT Press, 1987.
- Krugman, Paul R., and Maurice Obstfeld. *International Economics: Theory and Policy*, 3rd ed. New York: HarperCollins, 1994.
- McKibbin, Warwick, and Jeffrey D. Sachs. *Global Linkages*. Washington, DC: Brookings Institution, 1991.
- Mankiw, N. Gregory. "Small Menu Costs and Large Business Cycles: A Macroeconomic Model of Monopoly." *Q.J.E.* 100 (May 1985): 529-39.
- Mankiw, N. Gregory. "Imperfect Competition and the Keynesian Cross." *Econ. Letters* 26 (1987a): 7-14.
- Mankiw, N. Gregory. "Government Purchases and Real Interest Rates." *J.P.E.* 95 (April 1987b): 407-19.
- Mankiw, N. Gregory, and Lawrence H. Summers. "Money Demand and the Effects of Fiscal Policies." *J. Money, Credit and Banking* 18 (November 1986): 415-29.
- Mundell, Robert A. "Capital Mobility and Stabilization Policy under Fixed and Flexible Exchange Rates." *Canadian J. Econ. and Poli. Sci.* 29 (November 1963): 475-85.
- Mundell, Robert A. "A Reply: Capital Mobility and Size." *Canadian J. Econ. and Poli. Sci.* 30 (August 1964): 421-31.
- Mussa, Michael. "The Exchange Rate, the Balance of Payments, and Monetary and Fiscal Policy under a Regime of Controlled Floating." *Scandinavian J. Econ.* 78 (May 1976): 229-48.
- Mussa, Michael. "The Theory of Exchange Rate Determination." In *Exchange Rate Theory and Practice*, edited by John F. O. Bilson and Richard C. Marston. Chicago: Univ. Chicago Press (for the NBER), 1984.
- Obstfeld, Maurice. "Aggregate Spending and the Terms of Trade: Is There a Laursen-Metzler Effect?" *Q.J.E.* 97 (May 1982): 251-70.

- Obstfeld, Maurice, and Kenneth Rogoff, "Exchange Rate Dynamics Redux." Working Paper no. 4693. Cambridge, Mass.: NBER, April 1994.
- Obstfeld, Maurice, and Kenneth Rogoff. "The Intertemporal Approach to the Current Account." In *Handbook of International Economics*, vol. 3, edited by Gene Grossman and Kenneth Rogoff. Amsterdam: Elsevier Scientific Publishers, 1995a.
- Obstfeld, Maurice, and Kenneth Rogoff. *Foundations of International Macroeconomics*. Manuscript. Berkeley, Calif.: University of California at Berkeley, Dept. Econ., 1995b.
- Rogoff, Kenneth. "Traded Goods Consumption Smoothing and the Random Walk Behavior of the Real Exchange Rate." *Bank of Japan Monetary and Econ. Studies* 10 (November 1992): 1-29.
- Romer, David. "Openness and Inflation: Theory and Evidence." *Q.J.E.* 108 (November 1993): 869-903.
- Rotemberg, Julio, and Michael Woodford. "Oligopolistic Pricing and the Effects of Aggregate Demand on Economic Activity." *J.P.E.* 100 (December 1992): 1153-207.
- Sachs, Jeffrey D. "The Current Account and Macroeconomic Adjustment in the 1970s." *Brookings Papers Econ. Activity* 12 (no. 1, 1981): 201-68.
- Startz, Richard. "Monopolistic Competition as a Foundation for Keynesian Macroeconomic Models." *Q.J.E.* 104 (November 1989): 737-52.
- Stockman, Alan C., and Lee E. Ohanian. "Short-Run Independence of Monetary Policy under Pegged Exchange Rates and Effects of Money on Exchange Rates and Interest Rates." Working Paper no. 4517. Cambridge, Mass.: NBER, November 1993.
- Svensson, Lars. E. O., and Sweder van Wijnbergen. "Excess Capacity, Monopolistic Competition, and International Transmission of Monetary Disturbances." *Econ. J.* 99 (September 1989): 785-805.

ENDNOTES

The authors received very helpful suggestions from a large number of individuals, especially an anonymous referee. Support from the National Science Foundation (under grant number SBR-9409641), the Ford Foundation, and the German Marshall Fund is acknowledged with thanks.

¹Recently Beaudry and Devereux (1994) have explored multiple equilibria within a related framework with flexible prices, investment, and increasing returns. They focus on an equilibrium isomorphic to one with predetermined nominal goods prices. Several of the properties of that equilibrium (for example, long-run real effects due to purely nominal shocks) are consistent with predictions of our model.

²The price index is defined as the minimal expenditure of domestic money needed to purchase a unit of C .

³Here we adopt a money-in-the-utility-function approach to introducing currency, but a cash-in-advance version of the model yields qualitatively similar results (see Obstfeld and Rogoff, 1995b). The most significant difference in the cash-in-advance model is that welfare results on the international transmission of policies (see section 3.3) do not depend on any parameter assumptions. Feenstra (1986) discusses the equivalence of this paper's approach to money demand and a transactions-technology approach.

⁴A more general formulation than eq. (6) allows the elasticity of intertemporal substitution, σ , to differ from 1 and the elasticity of disutility from output, denoted by $\mu \geq 1$, to differ from 2:

$$U_t = \sum_{s=t}^{\infty} \beta^{s-t} \left[\frac{\sigma}{\sigma-1} C_s^{\frac{\sigma-1}{\sigma}} + \frac{\chi}{1-\varepsilon} \left(\frac{M_s}{P_s} \right)^{1-\varepsilon} - \frac{\kappa}{\mu} y_s(z)^{\mu} \right].$$

Allowing for this more general formulation enriches the comparative statics results, but is not essential for any of the central points made below. For a discussion of the more general case, see Obstfeld and Rogoff (1994).

⁵That is,

$$G = \left[\int_0^1 g(z)^{\frac{\theta-1}{\theta}} dz \right]^{\frac{\theta}{\theta-1}}$$

The model can be extended to give the government a preference for home goods, but the case in the text is notationally simpler.

⁶In an extended version of the model incorporating nontraded goods, many of the basic results derived below still follow despite the fact that eq. (4) need no longer hold.

⁷The substitution yields

$$p_t(z)y_t(z) = P_t y_t(z)^{\frac{\theta-1}{\theta}} (C_t^W + G_t^W)^{\frac{1}{\theta}}$$

⁸A role for consumption spending rather than output in United States money demand receives empirical support from Mankiw and Summers (1986). In a model with firm and government holdings of transactions balances, a broader expenditure measure would be appropriate for analyzing money demand.

⁹It is simple to allow for steady-state growth in the money supplies and other exogenous variables.

¹⁰It is at this point that we are imposing the countries' intertemporal budget constraints, which rule out Ponzi schemes of unlimited borrowing.

¹¹The mechanics of solving the model are greatly simplified by exploiting the symmetry across countries. In particular, it is very straightforward to solve for differences between home and foreign variables, and for population-weighted sums. The efficacy of this approach will be apparent in section 3.2 when we solve for the short-run exchange rate and interest rate. For a more extended discussion, see Obstfeld and Rogoff (1995b).

¹²This proportionality follows from the specific types of shocks assumed, and does not hold in general. Permanent productivity shocks, which we mention later, would cause a negative correlation between a country's terms of trade and its consumption. National bias in government spending also would modify the simple proportionality in (41).

- ¹³In other types of model—for example in an overlapping generations model — a transfer of assets has only temporary effects since the generations that receive the transfer eventually die out.
- ¹⁴One can potentially extend the model to incorporate richer price dynamics, for example, staggered price setting. Pricing-to-market issues (e.g., Dornbusch 1987 and Krugman 1987) do not arise here because there are no impediments to trade.
- ¹⁵It would be more profitable still to raise the price if this were possible in the short run. If there is an unexpected fall in demand and the monopolist cannot cut price, there is no choice but to produce and sell less.
- ¹⁶With more general assumptions on the exogenous variables, the economy would reach a (possibly moving) flexible-price equilibrium after one period, absent further shocks.
- ¹⁷See Frenkel (1976) and Mussa (1976) for discussions of the monetary model.
- ¹⁸As noted above, Mankiw and Summers (1986) argue that consumption expenditure rather than output should enter empirical money-demand models. They do not, however, emphasize the implications of intertemporal consumption smoothing for financial asset prices or the price level.
- ¹⁹Rogoff (1992) presents a model in which transitory productivity and government spending shocks can have long-lasting effects on the real exchange rate due to traded goods consumption smoothing.
- ²⁰Implicitly, we are assuming away speculative exchange-rate bubbles.
- ²¹Figure 1 presents an interesting parallel with the textbook diagram of the Mundell-Fleming model that places the exchange rate on the vertical axis and output on the horizontal axis. See, for example, Dornbusch (1980) or Krugman and Obstfeld (1994). The MM schedule is analogous to the Mundell-Fleming model's LM schedule, while GG is analogous to its IS schedule. The similarity between this model's results and those of the Mundell-Fleming model is, however, superficial and partial, as we discuss below.

²²The increase in relative domestic real income is $\hat{y} - \hat{y}^* - \hat{E} = (\theta - 1)\hat{E} > 0$. Because demand has been assumed to be relatively elastic ($\theta > 1$), a country's revenue rises when it sells more due to a fall in its products' prices.

²³Stockman and Ohanian (1993) highlight this possibility in a model in which perfect competition always obtains.

²⁴Note that both the short-run and the long-run terms of trade effects are *independent* of relative country size. A country's size determines the global impact of its policies, and not their relative (per capita) impact.

²⁵One empirical regularity apparently inconsistent with overshooting is the well-documented tendency for spot and forward exchange rates to move in tandem. See, for example, Flood (1981).

²⁶To solve for \hat{y}^* , combine eqs. (47), (55), (59), and (60). If $\varepsilon = 1$, the resulting expression simplifies to

$$\hat{y}^* = \frac{2n(1 - \theta)}{\bar{r}(1 + \theta) + 2} \hat{M} + \frac{\bar{r}(1 + \theta) + 2(1 - n + \theta n)}{\bar{r}(1 + \theta) + 2} \hat{M}^*$$

so that, in this special case, the effect of home monetary expansion on short-run foreign output is unambiguously negative. One can show, however, that as ε gets large, the effect of home money on foreign output becomes positive.

²⁷See, for example, Canzoneri and Henderson (1991), who discuss the importance of international transmission effects for monetary-policy coordination issues.

²⁸Embedded in our results is the assumption that initially there is no net international debt. If such debt were present, the fall in the interest rate caused by a monetary expansion would cause a first-order welfare redistribution from the creditor country to the debtor.

²⁹See, for example, Hall (1986) and Rotemberg and Woodford (1992).

³⁰It can be shown that, for empirically reasonable parameter values, $dU^{*M} > 0$. As we observed in footnote 3, no such parameter restrictions need to be invoked in the cash-in-advance version of the model.

³¹Remember that in the fiscal-policy experiment we are considering, relative demands for national outputs do not change.

³²The result just mentioned doesn't generally hold in flexible-price economies with domestic investment. A permanent increase in government consumption may permanently reduce leisure, thus raising the long-run home stock of capital. The result is a rise in investment accompanied by a deficit in the current account. Baxter (1992) explores this mechanism.


³³Our results on the interest-rate effects of fiscal policies, which apply equally to closed- and open-economy models, appear to be new. Mankiw (1987b) shows that when durables as well as capital accumulation are present in a flexible-price model, higher government spending may temporarily lower the real interest rate.

³⁴Since the supply eqs. (29) and (30) are not binding in the sticky-price short run, the output effects of purely temporary unanticipated fluctuations in κ are offset entirely by fluctuations in leisure. No other variables need adjust. In contrast, a permanent unanticipated fall in home κ (a rise in home productivity) causes a short-run improvement in the home terms of trade, a long-run deterioration, and a short-run increase in the world real interest rate.

³⁵Several of the extensions discussed below, including the cash-in-advance model of money demand and applications to monetary-policy credibility, are taken up in Obstfeld and Rogoff (1995b, ch. 9).

³⁶Explicitly introducing uncertainty would raise the question of international diversification of country-specific risks. In Obstfeld and Rogoff (1995a) we argue that the assumption made here—that risk-free bonds are the only assets countries trade—is a closer approximation to reality than the alternative extreme of complete state-contingent markets. Obstfeld and Rogoff (1995b, ch. 6) consider intermediate cases in which the degree of capital-market completeness is endogenously determined.

³⁷Romer's (1993) related static model focuses on the credibility of monetary policy.



University of California, Berkeley
**Center for International and Development
 Economics Research**
 Working Paper Series

The Center for International and Development Economics Research at the University of California, Berkeley is funded by the Ford Foundation. It is a research unit of the Institute of International Studies which works closely with the Department of Economics and the Institute of Business and Economic Research (IBER). All requests for papers in this series should be directed to IBER, 156 Barrows Hall, University of California at Berkeley, Berkeley CA 94720-1922, (510) 642-1922, email bagdon@haas.berkeley.edu.

- C93-008 "Foreign Exchange Policy, Monetary Policy and Capital Market Liberalization in Korea." Jeffrey A. Frankel. January 1993.
- C93-009 "Patterns in Exchange Rate Forecasts for 25 Currencies." Menzie Chinn and Jeffrey Frankel. January 1993.
- C93-010 "A Marshall Plan for the East: Options for 1993." Barry Eichengreen. February 1993.
- C93-011 "Model Trending Real Exchange Rates." Maurice Obstfeld. February 1993.
- C93-012 "Trade as Engine of Political Change: A Parable." Alessandra Casella. February 1993.
- C93-013 "Three Comments on Exchange Rate Stabilization and European Monetary Union." Jeffrey Frankel. March 1993.
- C93-014 "Are Industrial-Country Consumption Risks Globally Diversified?" Maurice Obstfeld. March 1993.
- C93-015 "Rational Fools and Cooperation in a Poor Hydraulic Economy." Pranab Bardhan. May 1993.
- C93-016 "Risk-Taking, Global Diversification, and Growth." Maurice Obstfeld. July 1993.
- C93-017 "Disparity in Wages but not in Returns to Capital between Rich and Poor Countries." Pranab Bardhan. July 1993.
- C93-018 "Prerequisites for International Monetary Stability." Barry Eichengreen. July 1993.
- C93-019 "Thinking about Migration: Notes on European Migration Pressures at the Dawn of the Next Millennium." Barry Eichengreen. July 1993.
- C93-020 "The Political Economy of Fiscal Restrictions: Implications for Europe from the United States." Barry Eichengreen and Tamim Bayoumi. September 1993.
- C93-021 "International Monetary Arrangements for the 21st Century." Barry Eichengreen. September 1993.
- C93-022 "The Crisis in the EMS and the Transition to EMU: An Interim Assessment." Barry Eichengreen. September 1993.
- C93-023 "Financial Links around the Pacific Rim: 1982-1992." Menzie David Chinn and Jeffrey A. Frankel. October 1993.
- C93-024 "Sterilization of Money Inflows: Difficult (Calvo) or Easy (Reisen)?" Jeffrey A. Frankel. October 1993.
- C93-025 "Is There a Currency Bloc in the Pacific?" Jeffrey A. Frankel and Shang-Jin Wei. October 1993.
- C93-026 "Emerging Currency Blocs." Jeffrey A. Frankel and Shang-Jin Wei. October 1993.

- C93-027 "The Implications of New Growth Theory for Trade and Development: An Overview." Pranab Bardhan. October 1993.
- C93-028 "The Reconstruction of the International Economy, 1945-1960." Barry Eichengreen. November 1993.
- C93-029 "International Economics and Domestic Politics: Notes on the 1920s." Barry Eichengreen and Beth Simmons. November 1993.
- C93-030 "One Money or Many? On Analyzing the Prospects for Monetary Unification in Various Parts of the World." Tamim Bayoumi and Barry Eichengreen. November 1993.
- C93-031 "Recent Changes in the Financial Systems of Asian and Pacific Countries." Jeffrey A. Frankel. December 1993.
- C94-032 "Deja Vu All Over Again: Lessons from the Gold Standard for European Monetary Unification." Barry Eichengreen. January 1994.
- C94-033 "The Internationalization of Equity Markets: Introduction." Jeffrey A. Frankel. April 1994.
- C94-034 "Trading Blocs: The Natural, the Unnatural, and the Super-Natural." Jeffrey Frankel, Ernesto Stein and Shang-jin Wei. April 1994.
- C94-035 "A Two-Country Analysis of International Targeting of Nominal GNP." Jeffrey A. Frankel and Norbert Funke. April 1994.
- C94-036 "Monetary Regime Choices for a Semi-Open Country." Jeffrey A. Frankel. April 1994.
- C94-037 "International Capital Mobility in the 1990s." Maurice Obstfeld. May 1994.
- C94-038 "The Contributions of Endogenous Growth Theory to the Analysis of Development Problems: An Assessment." Pranab Bardhan. July 1994.
- C94-039 "Political Stabilization Cycles in High Inflation Economies." Ernesto Stein and Jorge Sireb. August 1994.
- C94-040 "The Stability of the Gold Standard and the Evolution of the International Monetary System." Tamim Bayoumi and Barry Eichengreen. October 1994.
- C94-041 "History and Reform of the International Monetary System." Barry Eichengreen. October 1994.
- C94-042 "The Geography of the Gold Standard." Barry Eichengreen and Marc Flandreau. October 1994.
- C94-043 "The Bretton Woods System: Paradise Lost?" Barry Eichengreen. October 1994.
- C94-044 "The Intertemporal Approach to the Current Account." Maurice Obstfeld and Kenneth Rogoff. November 1994.
- C94-045 "Two Cases for Sand in the Wheels of International Finance." Barry Eichengreen, James Tobin, and Charles Wyplosz. December 1994.
- C95-046 "Speculative Attacks on Pegged Exchange Rates: An Empirical Exploration with Special Reference to the European Monetary System." Barry Eichengreen, Andrew K. Rose, and Charles Wyplosz. January 1995.
- C95-047 "Is There a Safe Passage to EMU? Evidence on Capital Controls and a Proposal." Barry Eichengreen, Andrew K. Rose, and Charles Wyplosz. January 1995.
- C95-048 "Exchange Rate Dynamics Redux." Maurice Obstfeld and Kenneth Rogoff. January 1995.

