AgEcon SEARCH
RESEARCH IN AGRICULTURAL & APPLIED ECONOMICS

The World's Largest Open Access Agricultural & Applied Economics Digital Library

This document is discoverable and free to researchers across the globe due to the work of AgEcon Search.

Help ensure our sustainability.

Give to AgEcon Search

AgEcon Search
http://ageconsearch.umn.edu
aesearch@umn.edu

*Papers downloaded from **AgEcon Search** may be used for non-commercial purposes and personal study only. No other use, including posting to another Internet site, is permitted without permission from the copyright owner (not AgEcon Search), or as allowed under the provisions of Fair Use, U.S. Copyright Act, Title 17 U.S.C.*

START



MICROCOPY RESOLUTION TEST CHART
NATIONAL BUREAU OF STANDARDS-1963-A



MICROCOPY RESOLUTION TEST CHART
NATIONAL BUREAU OF STANDARDS-1963-A

© UPDATA 1981

UNITED STATES DEPARTMENT of AGRICULTURE
PRODUCTION and MARKETING ADMINISTRATION

COTTON BRANCH

COTTON QUALITY STATISTICS
UNITED STATES
1948-49

Washington, D. C.
1950

Statistical Bulletin No. 86

© UPDATA 1981

This publication is one of a series formerly known as Commodity Statistics (designated as CS and given a number). That series has been discontinued. Publications relating to commodity statistics will be published in the future as Statistical Bulletins.

For sale by the Superintendent of Documents, U. S. Government Printing Office, Washington 25, D. C. - Price 30 cents

(C) UPDATA 1981

UNITED STATES DEPARTMENT OF AGRICULTURE
PRODUCTION AND MARKETING ADMINISTRATION
Cotton Branch

COTTON QUALITY STATISTICS
UNITED STATES
1948-49

In assembling the information on which this report is based, the following agencies cooperated during the 1948-49 season:

Arizona Agricultural Experiment Station
Louisiana Agricultural Experiment Station
Louisiana State Department of Agriculture and Immigration
New Mexico Agricultural Experiment Station
North Carolina Agricultural Extension Service

Credit is due cotton ginners, warehousemen, dealers, manufacturers, and owners of cotton, whose cooperation has made this report possible.

Washington, D. C.

January 1950

© UPDATA 1981

UNITED STATES DEPARTMENT OF AGRICULTURE
PRODUCTION AND MARKETING ADMINISTRATION
Cotton Branch

COTTON QUALITY STATISTICS
UNITED STATES
1948-49

CONTENTS

	Table No.	Page No.
Introduction		1-2
United States Cotton Production, 1948-49		3
United States tables:		
Grade and staple length of upland cotton ginned in the United States, 1948-49	1	4-5
Grade and staple length of American Egyptian cotton ginned by States, 1948-49	2	6
Grade and staple length of upland cotton ginned in the United States, during specified periods, 1948-49	3	7
Grade and staple length of American Egyptian cotton ginned in the United States, during specified periods, 1948-49	4	8
Grade of upland cotton ginned in the United States, by States, crops of 1946-48	5	9-10
Staple length of upland cotton ginned in the United States, by States, crops of 1946-48	6	11-12
Grade index and average staple length of upland cotton ginned in the United States, by States, crops of 1945-48	7	13
Preparation of upland cotton ginned in the United States during specified periods, by States, 1948-49	8	14-15
Tenderability of upland cotton ginned, by States, 1948-49	9	16
Tenderability of upland cotton ginned in the United States, 1931-48	10	16
State tables:		
Grade and staple length of upland cotton ginned in Alabama, 1948-49	11	17
Grade and staple length of upland cotton ginned in Arizona, 1948-49	12	18
Grade and staple length of upland cotton ginned in Arkansas, 1948-49	13	19
Grade and staple length of upland cotton ginned in California, 1948-49	14	20
Grade and staple length of upland cotton ginned in Florida, 1948-49	15	21
Grade and staple length of upland cotton ginned in Georgia, 1948-49	16	22
Grade and staple length of upland cotton ginned in Illinois, 1948-49	17	23
Grade and staple length of upland cotton ginned in Kentucky, 1948-49	18	24
Grade and staple length of upland cotton ginned in Louisiana, 1948-49	19	25
Grade and staple length of upland cotton ginned in Mississippi, 1948-49	20	26
Grade and staple length of upland cotton ginned in Missouri, 1948-49	21	27
Grade and staple length of upland cotton ginned in New Mexico, 1948-49	22	28
Grade and staple length of upland cotton ginned in North Carolina, 1948-49	23	29
Grade and staple length of upland cotton ginned in Oklahoma, 1948-49	24	30
Grade and staple length of upland cotton ginned in South Carolina, 1948-49	25	31
Grade and staple length of upland cotton ginned in Tennessee, 1948-49	26	32
Grade and staple length of upland cotton ginned in Texas, 1948-49	27	33
Grade and staple length of upland cotton ginned in Virginia, 1948-49	28	34
Grade and staple length of upland cotton ginned, during specified periods, by States, 1948-49	29	35-43
Grade and staple length of upland cotton ginned, by States and districts, 1948-49	30	44-53
Carry-over tables:		
Grade and staple length of upland cotton in the carry-over, United States, August 1, 1949	31	54-55
Grade and staple length of American Egyptian cotton in the carry-over, United States, August 1, 1949	32	56
Tenderability of upland cotton in the carry-over, United States, August 1, 1949	33	57
Grade index and average staple length of upland cotton in the carry-over, by places of storage, United States, August 1, 1946-49	34	57
Grade and staple length of upland cotton in the carry-over, by places of storage, United States, August 1, 1946-49	35	58-59
Staple length of cotton of foreign growth in the carry-over, August 1, 1948-49	36	60
Supply and disappearance tables:		
Carry-over, crop, supply and disappearance of American upland cotton, by grade, United States, 1932-49	37	61
Carry-over, crop, supply and disappearance of American upland cotton, by staple length, United States, 1933-49	38	62
Grade and staple length of upland cotton in the supply, United States, 1948-49	39	63

© UPDATA 1981

Cotton Quality Statistics, United States 1948-49

This report contains information on the quality of cotton ginned during the 1948-49 season, and on the quality of cotton on hand in the United States on August 1, 1949. To facilitate comparison, certain data contained in the reports for previous years are included. This information should be helpful to cotton growers and breeders and to merchants, consumers, research workers, and others interested in the quality of the crop, and the carry-over.

Estimates of the quality of the ginnings for most of the States are based on the classification of samples representing approximately 10 percent of the crop of upland cotton. These samples were submitted by gins selected to represent a cross-section of the quality of total ginnings by districts and States. In the case of upland and American Egyptian cotton in Arizona, California, New Mexico and in district 6 of Texas, where from 95 to 100 percent of ginnings are classed under another program, the total samples classed are adjusted to ginnings and used in preparing the estimates. The proportions of the various qualities found in the samples classed were applied to total ginnings as reported by the Bureau of the Census for upland and American Egyptian cotton. For the purpose of preparing the estimates, the major cotton-producing States are divided into districts. Samples classed were weighted by ginning periods for all cotton-producing States as well as by districts for most of the major cotton-producing States.

The report for the carry-over includes statistics on the grade and staple length of upland and American Egyptian cotton and on the staple length of cotton of foreign growth on hand in the United States on August 1, 1949. The estimates of the quality of the carry-over were based on the classification of samples representative of the cotton in consuming establishments, in public warehouses and compresses, and in other places of storage. The proportions of the various qualities found in the samples classed were applied in each instance to the total number of bales in the consuming establishments, public warehouses or compresses, or in other places of storage. Samples were classed from over 85 percent of all cotton located in such places of storage. The figures on the quality of cotton from which samples were classed for each State and for the principal types of storage were then raised to correspond with the number of bales as reported by the Bureau of the Census.

The tables in this report that contain figures on the tenderability of cotton on futures contracts indicate only the total quantities tenderable and untenderable. Reports of this series issued prior to 1941 have given separately the quantities of cotton of untenderable grades, those of untenderable staple lengths, and those untenderable in both grade and staple length.

© UPDATA 1981

A revision in cotton futures contracts after 1941 has reduced the number of tenderable grades and has excluded from delivery any cotton reduced in grade or staple length because of irregularities or defects found in the samples submitted for classification. Moreover, the revisions have limited the tenderable qualities of non-rain-grown cottons to those classified as Middling or better, White and Extra White, 1-1/32 inches and longer in staple. In view of these changes in the cotton futures contracts, it is not practicable to tabulate the data on tenderability in the same detail as heretofore.

Throughout this report the official grade designations are abbreviated as follows: Middling Fair, 1-M.F.; Strict Good Middling, 2-S.G.M.; Good Middling, 3-G.M.; Strict Middling, 4-S.M.; Middling, 5-M.; Strict Low Middling, 6-S.L.M.; Low Middling, 7-L.M.; Strict Good Ordinary, 8-S.G.O.; Good Ordinary, 9-G.O.

© UPDATA 1981

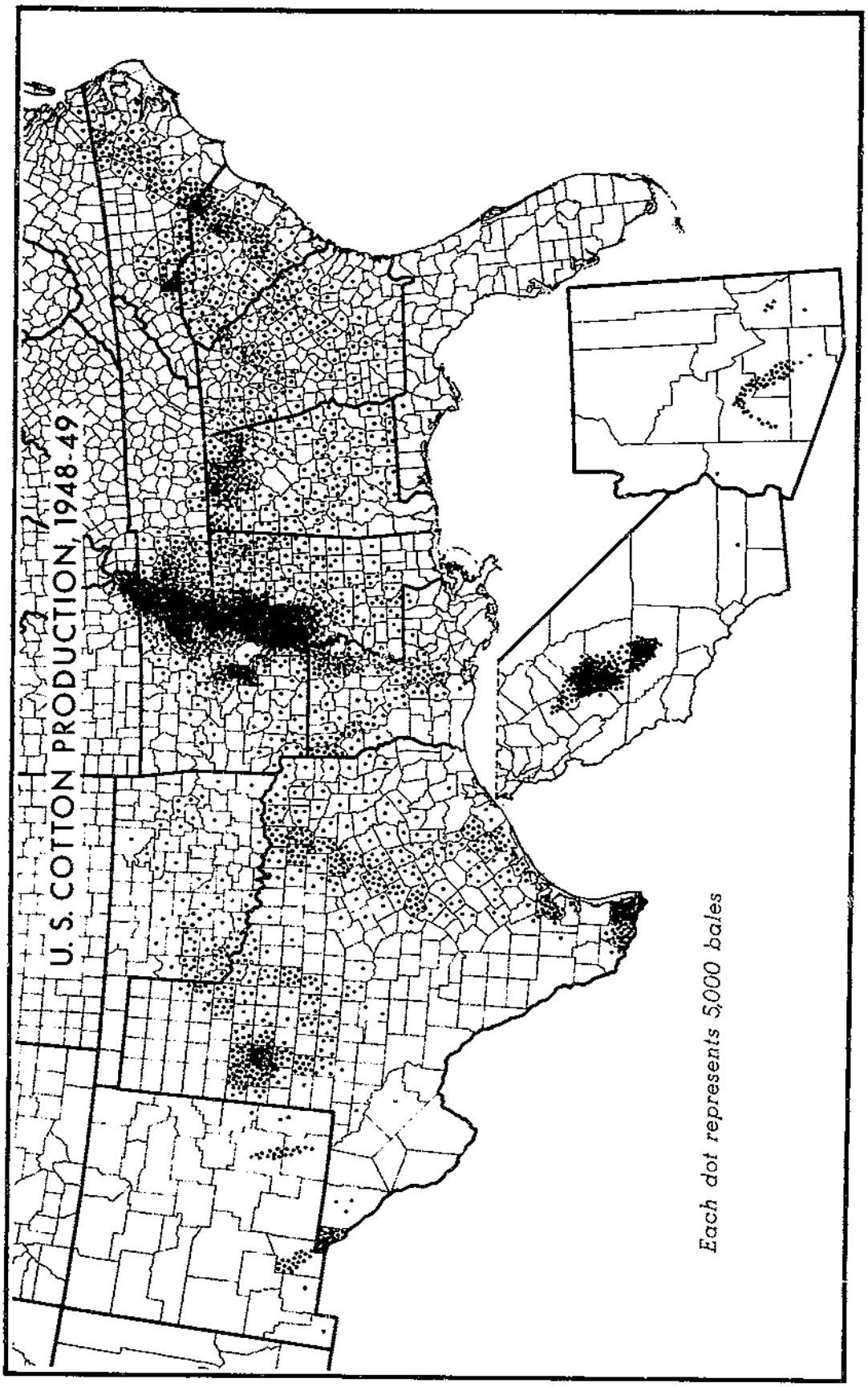
U.S. COTTON PRODUCTION, 1948-49
Each dot represents 5,000 bales

© UPDATA 1981

© UPDATA 1981

Table 1.--Grade and staple length of upland cotton ginned in the United States, 1948-49

Grade	3/4 inch and shorter	13/16 inch	7/8 inch	29/32 inch	15/16 inch	31/32 inch	1 inch	1-1/32 inches	1-1/16 inches	1-3/32 inches	1-1/8 inches	1-5/32 inches	1-3/16 inches	1-7/32 inches	1-1/4 inches and longer	All lengths	
	Bales	Bales	Bales	Bales	Bales	Bales	Bales	Bales	Bales	Bales	Bales	Bales	Bales	Bales	Bales	Bales	Percent
Extra White:																	
3-G.M.	-	-	-	-	2	4	121	3,251	11,630	20,454	25,637	4,068	1,432	1,155	659	68,403	0.5
4-S.M.	-	-	10	-	74	206	4,674	139,618	284,637	148,927	86,975	13,075	2,899	1,833	1,664	684,591	4.8
5-M.	-	-	26	6	404	1,225	20,129	186,560	208,430	89,075	23,148	3,108	826	370	335	528,641	3.6
6-S.L.M.	1	3	79	48	1,507	4,082	23,989	45,385	43,514	14,827	2,082	189	63	16	10	135,595	.9
7-L.M.	1	127	837	47	4,031	3,558	9,752	6,869	6,412	968	38	6	3	-	-	32,649	.2
8-S.G.O.	5	386	1,856	66	6,276	2,326	3,110	1,004	485	45	-	-	-	-	-	14,561	.1
9-G.O.	1	247	1,232	16	1,999	606	772	276	85	-	-	-	-	-	-	5,233	*
Total.	8	763	4,040	183	13,293	12,006	62,547	382,963	549,993	274,296	137,880	20,436	5,223	3,374	2,668	1,469,675	10.1
White:																	
1-M.F.	-	-	-	-	-	-	-	-	-	-	-	-	-	-	-	-	-
2-S.G.M.	-	-	-	-	-	-	9	17	13	2	4	1	-	-	-	46	*
3-G.M.	21	427	1,410	6,172	13,738	6,560	4,727	3,339	2,614	923	159	18	-	8	17	42,123	.3
4-S.M.	901	16,993	39,200	83,213	175,996	81,623	120,927	199,227	243,776	101,124	12,357	962	402	176	368	1,077,245	7.4
5-M.	6,368	105,728	194,871	194,949	315,185	204,177	583,875	1,333,287	1,469,393	559,778	68,491	5,466	1,464	721	1,441	5,050,194	34.6
6-S.L.M.	7,184	99,124	120,900	92,443	135,651	127,527	459,156	1,059,767	1,002,890	508,459	25,492	2,384	481	97	552	3,442,067	23.6
7-L.M.	6,696	47,203	37,558	22,999	40,877	44,805	212,254	324,015	203,015	56,230	2,651	221	106	38	61	998,529	6.9
8-S.G.O.	1,114	6,127	6,420	3,347	21,937	16,970	96,295	111,696	72,098	10,828	443	63	17	17	-	347,368	2.4
9-G.O.	367	906	1,372	602	10,954	2,858	26,578	22,485	10,953	985	6	-	9	-	-	78,074	.5
Total.	22,651	276,507	401,731	408,725	714,118	486,510	1,503,821	3,063,853	3,004,750	1,038,307	109,603	9,115	2,479	1,067	2,439	11,035,646	75.7
Spotted:																	
3-G.M.	208	8,615	13,094	14,017	19,068	6,433	4,433	5,188	3,062	791	83	16	69	61	-	75,136	.5
4-S.M.	5,157	97,132	110,497	72,595	85,022	38,500	67,104	87,046	45,053	7,636	558	149	62	31	31	616,573	4.2
5-M.	4,479	70,357	67,365	30,155	41,623	34,009	87,723	89,551	55,864	11,546	559	105	16	8	68	493,404	3.4
6-S.L.M.	4,322	41,868	28,982	8,590	28,334	23,634	63,003	61,313	40,701	5,292	240	97	1	-	3	306,580	2.1
7-L.M.	2,223	9,980	16,223	3,554	47,697	22,131	66,633	52,992	26,790	1,647	16	12	-	-	58	249,956	1.7
Total.	16,389	227,952	236,159	128,909	221,744	124,707	288,896	296,070	171,470	26,912	1,456	377	148	100	160	1,741,449	11.9
Tinged:																	
3-G.M.	-	141	358	201	262	195	188	188	104	19	-	-	-	-	-	1,656	*
4-S.M.	70	2,998	5,548	1,855	3,815	2,268	5,235	3,702	1,307	125	10	-	9	-	9	26,951	.2
5-M.	269	6,686	8,967	1,963	6,327	3,636	9,033	6,180	1,817	23	10	-	-	-	-	44,911	.3
6-S.L.M.	398	3,343	6,075	1,295	9,830	5,499	11,294	6,206	1,265	34	4	-	-	-	-	45,243	.3
7-L.M.	296	1,155	6,517	1,628	18,636	6,556	14,004	7,128	1,510	122	-	-	-	-	-	57,552	.4
Total.	1,033	14,323	27,465	6,942	38,870	18,154	39,754	23,404	6,003	323	24	-	9	-	9	176,313	1.2
Yellow Stained:																	
3-G.M.	-	-	13	-	-	-	-	-	-	-	-	-	-	-	-	13	*
4-S.M.	13	233	106	9	2	51	83	-	3	-	-	-	-	-	-	500	*
5-M.	121	877	654	63	206	138	204	67	51	-	-	-	-	-	-	2,380	*
Total.	134	1,110	773	72	207	189	287	67	54	-	-	-	-	-	-	2,893	*
Gray:																	
3-G.M.	-	11	16	50	162	118	395	968	612	53	10	2	-	1	-	2,398	*
4-S.M.	44	395	887	400	3,834	3,789	7,256	10,874	4,393	315	4	1	-	2	-	32,194	.2
5-M.	275	2,078	2,107	625	4,752	4,987	16,885	21,223	14,254	2,032	70	9	17	-	-	69,321	.5
6-S.L.M.	2	176	113	29	208	158	276	426	280	139	9	6	-	-	-	1,822	*
Total.	321	2,660	3,123	1,104	8,963	9,062	24,812	33,491	19,539	2,539	93	18	17	3	-	106,735	.7
Below Grade	971	3,753	10,036	882	13,614	1,421	9,720	3,592	1,029	87	-	-	-	-	-	45,106	.4
All grades.	41,507	527,068	683,327	546,817	1,010,809	652,039	1,929,837	3,793,420	3,752,838	1,342,464	249,056	29,946	7,876	4,534	5,276	1/14,576,814	100.0
	Percent	Percent	Percent	Percent	Percent	Percent	Percent	Percent	Percent	Percent	Percent	Percent	Percent	Percent	Percent	Percent	
All grades.	0.3	3.6	4.7	3.8	6.9	4.5	13.2	26.1	25.7	9.2	1.7	0.2	0.1	*	*	100.0	

1/ As reported by the Bureau of the Census, running bales, linters excluded.
* Less than 0.05 percent.

Percentage rough preparation 8.1
Grade index. 98.7
Average staple length. 32.4

© UPDATA 1981

Table 1.--Grade and staple length of upland cotton ginned in the United States, 1948-49 - Continued

Grade	3/4 inch and shorter	13/16 inch	7/8 inch	29/32 inch	15/16 inch	31/32 inch	1 inch	1-1/32 inches	1-1/16 inches	1-3/32 inches	1-1/8 inches	1-5/32 inches	1-3/16 inches	1-7/32 inches	1-1/4 inches and longer	All lengths
	Percent	Percent	Percent	Percent	Percent	Percent	Percent	Percent	Percent	Percent	Percent	Percent	Percent	Percent	Percent	Percent
Extra White:																
3-G.M.	-	-	-	-	*	*	*	0.1	0.3	1.5	10.3	13.6	18.2	25.5	12.5	0.5
4-S.M.	-	-	*	-	*	*	0.2	3.7	7.6	11.1	35.0	43.6	36.8	40.3	31.6	4.8
5-M.	-	-	*	*	*	0.2	1.0	4.9	5.4	6.6	9.3	10.4	10.5	8.2	6.3	3.6
6-S.L.M.	*	*	*	*	0.1	.6	1.3	1.2	1.2	1.1	.8	.6	.8	.4	.2	.9
7-L.M.	*	*	0.1	*	.4	.5	.5	.2	.2	.1	*	*	*	-	-	.2
8-S.G.O.	*	0.1	.3	*	.6	.4	.2	*	*	*	-	-	-	-	-	.1
9-G.O.	*	*	.2	*	.2	.1	*	*	*	-	-	-	-	-	-	*
Total.	*	.1	.6	*	1.3	1.8	3.2	10.1	14.7	20.4	55.4	68.2	66.3	74.4	50.6	10.1
White:																
1-M.F.	-	-	-	-	-	-	-	-	-	-	-	-	-	-	-	-
2-G.G.M.	-	-	-	-	-	-	*	*	*	*	*	*	-	-	-	*
3-G.M.	0.1	.1	.2	1.1	1.4	1.3	.2	.1	.1	.1	.1	.1	-	.2	.3	.3
4-S.M.	2.2	3.2	5.7	15.2	17.4	12.5	6.3	5.3	6.5	7.5	5.0	3.2	5.1	3.9	7.0	7.4
5-M.	15.3	20.1	28.5	36.6	31.3	31.4	30.2	35.2	39.1	41.7	27.4	18.2	18.7	15.9	27.2	34.6
6-S.L.M.	17.3	18.8	17.7	16.9	13.4	19.6	23.8	27.9	26.7	23.0	10.2	8.0	6.1	2.1	10.5	23.6
7-L.M.	16.1	9.0	5.5	4.2	4.0	6.9	11.0	8.5	5.4	4.2	1.1	.7	1.3	.8	1.2	6.9
8-S.G.O.	2.7	1.2	.9	.6	2.2	2.6	5.0	2.9	1.9	.8	.2	.2	.2	.4	-	2.4
9-G.O.	.9	.2	.2	.1	1.1	.4	1.4	.6	.3	.1	*	-	.1	-	-	.5
Total.	54.6	52.6	58.7	74.7	70.8	74.7	77.9	80.5	80.0	77.4	44.0	30.4	31.5	23.3	46.2	75.7
Spotted:																
3-G.M.	.5	1.6	1.9	2.6	1.9	1.0	.2	.1	.1	.1	*	.1	.9	1.3	-	.5
4-S.M.	12.4	18.5	16.2	13.3	8.4	5.9	3.5	2.3	1.2	.6	.2	.5	.8	.7	.6	4.2
5-M.	10.8	13.3	9.9	5.5	4.1	5.2	4.5	2.4	1.5	.8	.3	.4	.2	.2	1.2	3.4
6-S.L.M.	10.4	7.9	4.2	1.6	2.8	3.6	3.3	1.6	1.1	.4	.1	.3	*	-	.1	2.1
7-L.M.	5.4	1.9	2.4	.6	4.7	3.4	3.5	1.4	.7	.1	*	*	-	-	1.1	1.7
Total.	39.5	43.2	34.6	23.6	21.9	19.1	15.0	7.8	4.6	2.0	.6	1.3	1.9	2.2	3.0	11.9
Tinged:																
3-G.M.	-	*	.1	*	*	*	*	*	*	*	*	-	-	-	-	*
4-S.M.	.2	.6	.8	.4	.4	.3	.3	.1	*	*	*	-	.1	-	.2	.2
5-M.	.6	1.3	1.2	.4	.6	.6	.5	.1	.1	*	*	-	-	-	-	.3
6-S.L.M.	1.0	.6	.9	.2	1.0	.8	.6	.2	*	*	*	-	-	-	-	.3
7-L.M.	.7	.2	1.0	.3	1.8	1.1	.7	.2	.1	*	-	-	-	-	-	.4
Total.	2.5	2.7	4.0	1.3	3.8	2.8	2.1	.6	.2	*	*	-	.1	-	.2	1.2
Yellow Stained:																
3-G.M.	-	-	*	-	-	-	-	-	-	-	-	-	-	-	-	*
4-S.M.	*	*	*	*	*	*	*	-	*	-	-	-	-	-	-	*
5-M.	.3	.2	.1	*	*	*	*	*	*	-	-	-	-	-	-	*
Total.	.3	.2	.1	*	*	*	*	*	*	-	-	-	-	-	-	*
Gray:																
3-G.M.	-	*	*	*	*	*	*	*	*	*	*	*	-	*	-	*
4-S.M.	.1	.1	.1	.1	.4	.6	.4	.3	.1	*	*	*	-	.1	-	.2
5-M.	.7	.4	.4	.1	.5	.8	.9	.6	.4	.2	*	.1	.2	-	-	.5
6-S.L.M.	*	*	*	*	*	*	*	*	*	*	*	*	-	-	-	*
Total.	.8	.5	.5	.2	.9	1.4	1.3	.9	.5	.2	*	.1	.2	.1	-	.7
Below Grade	2.3	.7	1.5	.2	1.3	.2	.5	.1	*	*	-	-	-	-	-	.4
All grades.	100.0	100.0	100.0	100.0	100.0	100.0	100.0	100.0	100.0	100.0	100.0	100.0	100.0	100.0	100.0	100.0

* Less than 0.05 percent.

© UPDATA 1981

Table 2.--Grade and staple length of American Egyptian cotton ginned by States, 1948-49

Grade	Production							Percentages						
	1-9/32 inches and shorter	1-5/16 and 1-11/32 inches	1-3/8 and 1-13/32 inches	1-7/16 and 1-15/32 inches	1-1/2 and 1-17/32 inches	1-9/16 inches and longer	All lengths	1-9/32 inches and shorter	1-5/16 and 1-11/32 inches	1-3/8 and 1-13/32 inches	1-7/16 and 1-15/32 inches	1-1/2 and 1-17/32 inches	1-9/16 inches and longer	All lengths
	Bales	Bales	Bales	Bales	Bales	Bales	Bales	Percent	Percent	Percent	Percent	Percent	Percent	Percent
ARIZONA														
1.	-	-	-	-	115	19	134	-	-	-	-	12.8	30.3	13.0
1-1/2.	-	-	-	2	357	42	401	-	-	-	2.8	40.0	67.7	38.8
2.	-	-	-	3	197	1	201	-	-	-	4.2	22.0	1.7	19.5
2-1/2.	-	-	2	13	104	-	119	-	-	100.0	18.3	11.6	-	11.6
3.	-	-	-	13	77	-	90	-	-	-	18.3	8.6	-	8.7
3-1/2.	-	-	-	12	31	-	43	-	-	-	16.9	3.5	-	4.2
4.	-	-	-	6	11	-	17	-	-	-	8.5	1.2	-	1.7
4-1/2.	-	-	-	7	1	-	8	-	-	-	9.9	.1	-	.8
5 and lower.	-	-	-	15	2	-	17	-	-	-	21.1	.2	-	1.7
All grades	-	-	2	71	895	62	1/ 1,030	-	-	100.0	100.0	100.0	100.0	100.0
TEXAS														
1.	-	-	-	52	1,064	155	1,271	-	-	-	26.2	54.9	53.1	52.3
1-1/2.	-	-	-	33	532	95	660	-	-	-	16.6	27.0	37.4	27.1
2.	-	-	1	47	307	20	375	-	-	10.0	23.6	15.6	7.9	15.4
2-1/2.	-	-	3	37	40	2	82	-	-	30.0	18.6	2.0	.8	3.4
3.	-	-	3	15	4	1	23	-	-	30.0	7.5	.2	.4	.9
3-1/2.	-	-	1	9	2	1	13	-	-	10.0	4.5	.1	.4	.5
4.	-	-	1	2	-	-	3	-	-	10.0	1.0	-	-	.1
4-1/2.	-	-	-	4	1	-	5	-	-	-	2.0	.1	-	.2
5 and lower.	-	-	1	-	2	-	3	-	-	10.0	-	.1	-	.1
All grades	-	-	10	199	1,972	254	1/ 2,435	-	-	100.0	100.0	100.0	100.0	100.0
UNITED STATES														
1.	-	-	-	52	1,199	154	1,405	-	-	-	19.5	41.8	48.8	40.5
1-1/2.	-	-	-	35	889	137	1,061	-	-	-	13.0	31.0	43.4	30.6
2.	-	-	1	50	504	21	576	-	-	8.3	18.4	17.6	6.6	16.6
2-1/2.	-	-	5	50	144	2	201	-	-	41.8	18.4	5.0	.6	5.8
3.	-	-	3	28	81	1	113	-	-	25.0	10.4	2.8	.3	3.3
3-1/2.	-	-	1	21	33	1	56	-	-	8.3	7.8	1.2	.3	1.6
4.	-	-	1	8	11	-	20	-	-	8.3	3.0	.4	-	.6
4-1/2.	-	-	-	11	2	-	13	-	-	-	4.1	.1	-	.4
5 and lower.	-	-	1	15	4	-	20	-	-	8.3	5.6	.1	-	.6
All grades	-	-	12	270	2,867	316	1/ 3,465	-	-	100.0	100.0	100.0	100.0	100.0

1/ As reported by the Bureau of the Census, running bales.

© UPDATA 1981

874646 O - 2

Table 3.— Grade and staple length of upland cotton ginned in the United States, during specified periods, 1948-49

Grade and staple length	Prior to Sept. 1	September	October	November	After Nov. 30	Total Crop	Prior to Sept. 1	September	October	November	After Nov. 30	Total Crop
Grade	Bales	Bales	Bales	Bales	Bales	Bales	Percent	Percent	Percent	Percent	Percent	Percent
Extra White:												
3-G.M.	11	26,032	32,340	9,494	526	68,403	*	0.7	0.6	0.4	*	0.5
4-G.M.	2,558	131,454	295,753	243,771	40,955	684,491	0.2	2.6	5.8	10.6	2.2	4.8
5-M.	1,518	31,564	126,851	247,257	121,451	528,641	.1	.8	2.5	10.7	6.7	3.6
6-S.L.M.	17	806	12,067	35,693	89,013	135,595	*	*	.2	1.5	4.8	.9
7-L.M.	-	71	999	3,516	28,072	32,642	-	*	*	.2	1.6	.2
8-S.L.M.	-	12	143	312	14,094	14,561	-	*	*	*	.8	.1
9-L.M.	-	-	21	30	5,182	5,233	-	-	*	-	.3	*
Total	4,104	159,938	468,965	540,073	299,293	1,469,673	.3	4.1	9.1	23.4	16.3	10.1
White:												
1-M.F.	-	-	-	-	-	-	-	-	-	-	-	-
2-G.M.	-	37	7	2	-	46	-	*	*	*	-	*
3-G.M.	25,204	11,546	5,300	126	9	42,185	1.7	.3	.1	*	*	.3
4-M.	351,801	506,822	204,774	11,594	2,392	1,077,183	24.4	13.1	4.9	.5	.1	7.4
5-M.	782,628	2,091,582	1,958,576	121,454	25,954	5,050,194	54.2	54.3	38.2	5.3	1.4	34.7
6-S.L.M.	225,047	758,412	1,759,128	597,823	101,857	3,442,267	15.6	19.6	34.3	25.9	5.5	23.6
7-L.M.	26,655	135,211	295,189	326,722	248,752	998,529	1.8	3.7	5.7	14.2	13.7	6.9
8-S.L.M.	2,364	11,083	27,718	69,540	246,663	347,368	.2	.3	.5	2.7	13.4	2.4
9-L.M.	77	1,202	1,326	9,735	65,934	78,274	*	*	*	.4	3.6	.5
Total	1,413,776	3,483,495	4,250,018	1,196,796	691,561	11,035,646	97.9	90.3	82.8	52.0	37.7	75.8
Spotted:												
3-G.M.	4,298	28,433	34,889	4,461	3,085	75,136	.3	.7	.7	.2	.2	.5
4-G.M.	15,506	141,610	271,010	134,377	54,271	616,573	1.0	3.7	5.3	5.8	3.0	4.2
5-M.	5,359	40,467	85,460	223,487	138,841	493,404	.4	1.0	1.7	9.7	7.6	3.4
6-S.L.M.	734	3,075	7,193	96,447	198,881	306,380	.1	.1	.1	4.2	10.6	2.1
7-L.M.	127	314	566	31,039	217,921	249,956	*	*	*	1.3	11.8	1.7
Total	26,883	213,869	399,297	489,801	812,779	1,741,449	1.8	5.5	7.8	21.2	33.4	11.9
Tinged:												
3-G.M.	-	-	231	1,275	180	1,686	-	-	*	.1	*	*
4-G.M.	-	18	1,415	20,491	6,027	26,951	-	*	*	.9	.3	.2
5-M.	-	58	292	20,589	23,972	44,911	-	*	*	.8	1.3	.3
6-S.L.M.	-	38	73	6,232	38,900	45,243	-	*	*	.3	2.1	.3
7-L.M.	-	4	32	4,769	52,747	57,552	-	*	*	.2	2.9	.4
Total	-	118	2,013	53,356	120,826	176,313	-	*	*	2.3	6.6	1.2
Yellow Stained:												
3-G.M.	-	12	-	-	1	13	-	*	-	-	*	*
4-G.M.	-	-	-	316	184	500	-	-	-	-	*	*
5-M.	-	-	-	701	1,679	2,380	-	-	-	-	.1	*
Total	-	12	-	1,017	1,864	2,893	-	*	-	-	.1	*
Gray:												
3-G.M.	-	25	353	824	1,196	2,398	-	*	*	-	.1	*
4-G.M.	46	1,239	4,804	5,904	20,701	32,194	*	*	.1	.3	1.1	.2
5-M.	109	1,898	7,746	13,166	46,382	69,321	*	.1	.2	.6	2.5	.5
6-S.L.M.	-	33	9	303	1,477	1,822	-	*	*	*	.1	*
Total	155	3,195	12,912	20,017	69,956	106,735	*	.1	.3	.9	3.8	.7
Below Grade	137	300	403	5,082	39,183	45,105	*	*	*	.2	2.1	.3
All grades	1,444,355	3,860,947	5,129,998	2,306,142	1,835,462 1/	14, 76,814	100.0	100.0	100.0	100.0	100.0	100.0
Grade index	99.8	98.9	97.1	93.5	84.1	95.7	-	-	-	-	-	-
Staple length (inches)												
15/16 and shorter	932	69,800	104,944	213,913	88,986	568,575	.1	1.8	3.8	9.3	4.8	3.9
7/8	9,243	130,638	263,279	169,032	91,235	683,327	.6	3.4	5.1	8.2	5.0	4.7
29/32	34,670	182,615	209,057	95,675	24,990	546,817	2.4	4.7	4.1	4.1	1.4	3.8
15/16	116,900	292,732	304,096	122,755	174,237	1,010,809	8.1	7.6	5.9	5.3	9.5	6.9
31/32	117,692	173, 72	228,112	71,880	111,282	652,039	8.1	3.2	4.4	3.1	6.1	4.5
1	284,814	357,623	626,167	233,421	427,822	1,929,837	19.7	9.3	12.2	10.1	23.3	13.2
1-1/32	469,256	1,013,026	1,229,632	587,455	493,753	3,793,420	32.5	26.2	24.0	25.6	26.9	26.1
1-1/16	344,621	1,072,986	1,424,142	567,444	343,745	3,752,838	23.9	27.7	27.9	24.7	18.7	25.7
1-3/32	60,840	492,492	609,330	194,338	74,617	1,342,464	4.2	12.8	10.1	8.4	4.1	9.2
1-1/8	5,356	105,189	108,163	26,248	4,110	249,056	.4	2.7	2.1	1.1	.2	1.7
1-5/32	324	13,128	13,862	2,401	439	29,946	*	.3	.3	.1	*	.2
1-3/16	4	3,293	3,632	781	230	7,876	*	.1	.1	*	*	.1
1-7/32	23	2,106	1,983	359	63	4,534	*	.1	*	*	*	*
1-1/4 and longer	58	2,284	2,440	446	48	5,276	*	.1	*	*	*	*
All lengths	1,444,355	3,860,947	5,129,998	2,306,142	1,835,462 1/	14,576,814	100.0	100.0	100.0	100.0	100.0	100.0
Average staple length (32d inches)	32.6	32.8	32.5	31.9	32.0	32.4	-	-	-	-	-	-

1/ As reported by the Bureau of the Census, running bales, linters excluded.
* Less than 0.05 percent.

Table 4.—Grade and staple length of American Egyptian cotton ginned in the United States, during specified periods, 1948-49

Grade and staple length	Ginnings					
	Prior to Sept. 1	September	October	November	After Nov. 30	Total Crop
	Bales	Bales	Bales	Bales	Bales	Bales
1.	-	105	904	372	24	1,405
1-1/2.	-	42	353	556	110	1,061
2.	-	7	100	277	192	576
2-1/2.	-	-	11	56	134	201
3.	-	-	6	6	101	113
3-1/2.	-	-	2	3	51	56
4.	-	-	-	-	20	20
4-1/2.	-	-	-	-	13	13
5 and lower.	-	-	-	-	20	20
All grades 1/	-	154	1,376	1,270	665	3,465
Staple length (inches)						
1-9/32 and shorter	-	-	-	-	-	-
1-5/16 and 1-11/32	-	-	-	-	-	-
1-3/8 and 1-13/32	-	-	-	94	12	106
1-7/16 and 1-15/32	-	-	20	1,116	156	1,292
1-1/2 and 1-17/32	-	89	1,165	60	497	1,811
1-9/16 and longer	-	65	191	-	-	256
All lengths 1/	-	154	1,376	1,270	665	3,465
Grade	Percent	Percent	Percent	Percent	Percent	Percent
1.	-	68.2	65.7	29.3	3.6	40.5
1-1/2.	-	27.3	25.7	43.8	16.5	30.6
2.	-	4.5	7.3	21.8	28.9	16.6
2-1/2.	-	-	.8	4.4	20.1	5.8
3.	-	-	.4	.5	15.2	3.3
3-1/2.	-	-	.1	.2	7.7	1.6
4.	-	-	-	-	3.0	.6
4-1/2.	-	-	-	-	2.0	.4
5 and lower.	-	-	-	-	3.0	.6
All grades	-	100.0	100.0	100.0	100.0	100.0
Staple length (inches)						
1-9/32 and shorter	-	-	-	-	-	-
1-5/16 and 1-11/32	-	-	-	-	-	-
1-3/8 and 1-13/32	-	-	-	7.4	1.8	3.1
1-7/16 and 1-15/32	-	-	1.5	87.9	23.5	37.3
1-1/2 and 1-17/32	-	57.8	84.6	4.7	74.7	52.2
1-9/16 and longer	-	42.2	13.9	-	-	7.4
All lengths	-	100.0	100.0	100.0	100.0	100.0

1/ As reported by the Bureau of the Census, running bales.

© UPDATA 1981

© UPDATA 1981

Table 5.--Grade of upland cotton ginned in the United States, by States, crops of 1946-48

State	Year	WHITE AND EXTRA WHITE								SPOTTED					TINGED					YELLOW STAINED	BELOW GRADE	TOTAL
		SGM	GM	SM	M	SLM	LM	SGO	GO	GM	SM	M	SLM	LM	GM	SM	M	SLM	LM	1/	1/	2/	3/
		Bales	Bales	Bales	Bales	Bales	Bales	Bales	Bales	Bales	Bales	Bales	Bales	Bales	Bales	Bales	Bales	Bales	Bales	Bales	Bales	Bales	Bales
Alabama	1946	-	150	15,560	323,825	312,810	44,300	8,850	1,020	910	56,040	30,500	3,020	2,860	-	-	10	-	30	-	3,520	140	803,545
	1947	10	2,390	137,940	486,743	131,930	20,400	3,110	110	5,080	70,160	33,890	9,330	2,890	-	310	120	170	30	-	1,160	630	906,703
	1948	36	473	50,944	521,713	369,516	46,743	11,908	2,947	3,025	39,434	36,263	24,401	23,674	296	3,377	4,373	4,813	12,143	358	3,119	7,651	1,167,187
Arizona	1946	-	74	7,200	21,225	37,050	18,962	4,525	1,558	781	15,671	28,592	9,571	3,979	2	25	92	240	942	-	2,495	769	153,753
	1947	-	1,247	34,375	55,818	21,644	9,602	2,361	750	6,111	30,425	26,919	19,708	8,729	8	272	1,913	4,308	5,337	116	3,387	2,248	235,278
	1948	-	1,437	82,158	135,318	33,551	7,840	2,099	618	1,967	21,537	25,293	7,309	4,142	9	207	967	1,462	2,634	-	1,250	1,167	330,965
Arkansas	1946	-	1,590	56,520	426,600	449,401	125,680	84,130	60,940	230	12,710	13,210	4,420	4,770	-	-	10	20	60	-	13,130	4,000	1,257,421
	1947	300	50,260	319,270	455,060	156,650	80,077	77,720	22,840	950	7,140	8,500	12,280	23,690	-	510	400	1,430	1,570	-	20,200	3,080	1,241,927
	1948	-	1,045	115,063	746,399	511,545	115,134	90,311	34,190	780	23,202	64,316	78,733	72,204	45	1,468	6,311	10,032	13,679	182	27,379	10,160	1,922,179
California	1946	-	11,382	186,566	128,170	31,767	14,266	9,870	7,271	2,097	5,670	7,291	4,143	8,681	-	4	71	539	2,491	22	23,896	9,898	454,097
	1947	112	92,242	366,676	189,088	25,977	3,113	1,126	251	7,701	20,326	13,390	7,690	5,410	41	287	1,275	1,535	849	103	28,007	731	765,830
	1948	4	18,030	411,593	311,514	84,685	22,048	11,774	4,315	1,813	21,536	16,717	9,770	18,298	3	30	254	396	270	-	34,221	7,262	974,581
Florida	1946	-	10	640	1,093	986	270	-	-	70	500	170	-	-	-	-	-	-	-	-	20	-	3,753
	1947	-	-	30	2,770	2,400	457	-	-	-	130	190	40	-	-	-	-	-	-	-	-	-	6,017
	1948	-	-	348	2,903	3,246	727	127	43	-	158	161	20	-	-	-	-	-	-	-	18	10	7,761
Georgia	1946	-	640	20,640	124,630	188,352	45,350	2,640	90	740	83,780	75,120	4,520	480	-	40	140	50	-	-	20	90	553,322
	1947	110	4,220	63,050	249,569	191,570	50,470	7,690	830	1,460	28,860	35,720	11,970	830	-	60	200	80	20	-	180	340	647,229
	1948	-	3,293	45,980	231,475	277,977	77,833	8,976	644	289	42,322	40,410	7,252	2,064	37	1,022	1,288	1,799	1,010	55	2,349	643	746,618
Louisiana	1946	40	400	10,380	80,720	112,812	15,770	1,740	60	920	13,160	7,030	1,630	410	-	-	-	-	-	-	1,630	20	246,722
	1947	80	7,840	109,340	227,192	89,100	18,540	2,030	170	360	12,290	18,150	3,870	590	-	20	20	10	-	-	210	30	489,842
	1948	-	2,430	167,513	350,317	146,789	49,105	10,223	614	10	695	2,131	1,585	702	-	-	-	15	-	-	485	80	732,694
Mississippi	1946	140	7,220	97,670	388,162	454,500	51,670	11,130	2,860	10	11,940	5,310	570	270	-	-	-	-	-	-	3,140	60	1,034,652
	1947	920	42,900	375,690	693,813	227,910	98,620	21,160	3,910	290	18,330	11,540	2,910	640	-	20	240	50	-	-	19,110	200	1,517,253
	1948	-	968	144,611	1,067,572	679,698	155,880	75,856	19,301	1,253	21,032	33,416	31,903	34,235	118	1,519	2,428	2,512	5,478	70	10,985	3,514	2,292,349
Missouri	1946	-	80	11,690	80,287	105,200	20,020	51,850	35,060	480	5,590	1,530	630	1,350	-	20	20	-	10	-	2,560	1,080	317,457
	1947	180	5,330	40,570	135,521	45,152	13,340	36,030	7,710	20	230	460	3,150	20,400	-	-	80	1,180	2,730	-	290	2,330	314,703
	1948	-	-	13,947	174,285	144,695	18,119	58,968	8,437	56	3,680	10,014	24,179	40,534	-	77	256	2,637	6,910	-	1,205	3,758	511,757
New Mexico	1946	114	1,509	25,568	63,029	28,820	3,247	965	341	644	2,420	1,789	937	1,865	1	1	27	68	8	-	270	61	131,682
	1947	37	18,769	77,824	34,268	13,223	4,196	655	169	380	1,349	2,123	4,333	5,946	-	28	368	1,214	1,426	3	606	2,612	169,559
	1948	1	22,839	112,811	55,845	13,824	2,334	609	242	527	2,968	3,369	3,791	3,104	-	8	102	273	383	3	980	969	224,982
N. Carolina	1946	-	-	6,860	75,520	213,289	76,830	5,010	200	190	16,170	39,800	5,870	610	20	50	360	50	-	-	3,130	80	444,039
	1947	200	1,510	8,060	46,260	129,014	134,220	31,930	2,800	980	13,330	38,370	32,760	14,300	30	140	420	130	100	-	3,050	490	458,094
	1948	-	703	19,985	170,874	260,029	169,786	21,464	2,039	454	6,840	14,325	11,248	7,290	12	831	1,383	1,721	675	14	6,575	794	697,042
Oklahoma	1946	-	50	6,110	31,510	39,910	54,614	19,320	1,150	600	21,500	48,125	29,870	3,620	-	10	110	190	100	-	-	150	256,939
	1947	-	610	29,750	57,240	37,630	45,520	11,090	490	3,610	72,021	32,960	12,220	2,890	-	320	2,880	5,270	1,510	970	130	520	317,634
	1948	-	835	35,717	88,190	52,037	17,274	3,572	394	13,680	69,924	33,788	15,420	3,672	716	8,057	10,255	4,907	805	1,374	18	866	361,501
S. Carolina	1946	-	-	5,300	214,509	288,000	77,570	3,710	70	60	34,040	59,620	6,150	190	-	70	130	20	-	-	250	60	689,749
	1947	-	50	10,270	209,690	246,574	81,340	9,860	710	930	25,430	38,580	14,150	1,920	20	330	710	130	-	-	800	120	641,614
	1948	-	198	23,361	284,591	329,745	171,154	31,167	3,953	473	4,418	7,525	4,150	1,666	23	63	91	35	41	-	8,222	711	871,587
Tennessee	1946	-	40	14,300	223,453	178,530	25,190	33,400	25,280	-	2,500	3,680	510	1,400	-	-	-	-	-	-	600	1,060	509,943
	1947	-	1,130	82,460	273,330	61,762	20,380	18,870	4,990	50	2,960	11,470	10,980	11,120	-	370	1,010	2,190	2,570	20	800	570	507,032
	1948	-	-	29,065	307,564	128,548	13,242	14,247	3,217	1,890	33,953	27,756	15,002	23,169	264	6,598	9,739	10,625	11,468	246	625	3,852	641,070
Texas	1946	67	10,702	189,265	466,670	412,378	203,367	55,364	8,836	3,723	81,245	128,148	50,465	17,847	-	80	709	1,221	842	-	482	2,754	1,634,165
	1947	1,917	132,184	796,753	959,136	390,926	234,053	84,488	9,570	91,721	274,963	104,201	117,908	54,488	20	1,109	12,004	22,659	8,207	2,845	9,513	4,678	3,313,423
	1948	5	58,371	508,604	1,125,849	522,573	159,376	19,900	1,913	48,897	324,325	176,951	70,911	44,562	117	3,557	7,323	3,819	1,739	544	8,246	2,806	3,060,388
Virginia	1946	-	-	780	1,780	8,387	2,290	70	-	-	480	540	40	-	-	-	10	-	-	-	50	-	14,427
	1947	-	-	40	1,497	7,110	4,230	70	-	-	110	810	450	370	-	-	-	-	-	-	-	-	14,687
	1948	-	-	62	1,961	13,513	3,588	166	26	8	148	850	552	43	-	5	24	65	9	-	58	-	21,078
All other 4/	1946	-	-	30	798	4,136	1,350	1,330	820	-	20	216	40	336	-	-	10	10	-	-	20	110	9,226
	1947	-	70	311	3,298	1,736	1,380	790	290	10	30	290	340	520	-	-	10	-	30	-	-	-	9,105
	1948	-	3	74	2,465	5,693	995	562	414	14	351	119	154	597	16	132	117	132	308	47	-	882	13,075
All States	1946	361	33,847	655,079	2,651,981	2,866,322	780,748	293,902	145,556	11,455	369,436	450,671	122,386	48,668	23	300	1,699	2,408	4,483	22	55,213	20,332	8,514,892
	1947	3,866	360,752	2,452,409	4,080,293	1,780,208	819,938	308,980	55,590	119,653	578,387	377,563	263,089	154,733	119	3,856	21,650	40,386	24,379	4,057	87,443	18,579	11,555,930
	1948	46	110,526	1,761,836	5,578,835	3,577,662	1,031,178	361,949	83,307	75,136	616,573	493,404	306,380	249,956	1,656	26,951	44,911	45,243	57,552	2,893	105,735	45,105	14,576,814

See footnotes at end of table.

© UPDATA 1981

Table 5.--Grade of upland cotton ginned in the United States, by States, crops of 1946-48--Continued

State	Year	WHITE AND EXTRA WHITE						SPOTTED						TINGED					YELLOW STAINED 1/	GRAY 1/	BELOW GRADE 2/	TOTAL
		SGM	GM	SM	M	SLM	LM	SGO	GO	GM	SM	M	SLM	LM	GM	SM	M	SLM	LM				
		Percent	Percent	Percent	Percent	Percent	Percent	Percent	Percent	Percent	Percent	Percent	Percent	Percent	Percent	Percent	Percent	Percent	Percent	Percent	Percent	Percent	Percent
Alabama	1946	-	*	1.9	40.4	56.9	5.5	1.1	0.1	0.1	7.0	3.8	0.4	0.4	-	-	*	-	*	-	0.4	*	100.0
	1947	*	0.3	15.2	55.7	14.6	2.2	.3	*	.6	7.8	3.7	1.0	.3	-	*	*	*	*	-	.1	0.1	100.0
	1948	*	*	4.4	44.7	31.7	4.0	1.0	.2	.3	5.4	3.1	2.1	2.0	*	0.3	0.4	0.4	1.0	*	.3	.7	100.0
Arizona	1946	-	*	4.7	13.8	24.2	12.3	3.0	1.0	.5	10.2	18.6	6.2	2.6	*	*	.1	.2	.5	-	1.6	.5	100.0
	1947	-	.5	14.6	25.8	9.2	4.1	1.0	.3	2.5	12.9	11.4	8.4	3.8	*	.1	.8	1.8	2.3	*	1.4	1.0	100.0
	1948	-	.4	24.8	40.9	10.1	2.4	.6	.2	.6	6.5	7.6	2.2	1.3	*	.1	.3	.4	.8	-	.4	.4	100.0
Arkansas	1946	-	.1	4.5	35.9	35.8	10.1	6.7	4.8	*	1.0	1.1	.3	.4	-	-	*	*	*	-	1.0	.3	100.0
	1947	*	4.0	25.8	36.7	12.7	6.4	6.3	1.8	.1	.6	.7	1.0	1.8	-	*	*	.1	.1	-	1.6	.2	100.0
	1948	-	.1	6.0	38.8	26.6	6.0	4.7	1.8	*	1.2	3.3	4.1	3.8	*	.1	.3	.6	.7	*	1.4	.6	100.0
California	1946	-	2.5	41.0	28.2	7.0	3.2	2.2	1.6	.5	1.2	1.6	.9	1.9	-	*	*	.2	.5	*	5.3	2.2	100.0
	1947	*	12.0	47.9	24.7	3.4	.4	.1	*	1.0	2.7	1.7	1.0	.7	-	*	.2	.2	.1	*	3.7	.1	100.0
	1948	*	1.8	42.3	32.0	5.7	2.3	1.2	.4	.2	2.2	1.7	1.0	1.9	*	*	*	.1	*	-	3.5	.7	100.0
Florida	1946	-	.3	17.0	29.1	26.1	7.2	-	-	1.9	13.3	4.5	-	-	-	-	-	-	-	-	.6	-	100.0
	1947	-	-	.5	46.1	39.9	7.5	-	-	-	2.2	3.1	.7	-	-	-	-	-	-	-	-	-	100.0
	1948	-	-	4.5	37.4	41.8	9.4	1.6	.6	-	2.0	2.1	.3	-	-	-	-	-	-	-	.2	.1	100.0
Georgia	1946	-	.1	3.7	22.5	34.1	8.2	.6	*	.1	16.8	13.6	.8	.1	-	*	*	*	-	-	*	*	100.0
	1947	*	.7	9.7	38.5	29.6	7.8	1.2	.1	.2	4.5	5.6	1.8	.1	-	*	*	*	-	-	*	.1	100.0
	1948	-	.4	6.2	31.0	37.2	10.4	1.2	.1	*	5.7	6.4	1.0	.3	*	*	.3	.5	.1	*	.3	.1	100.0
Louisiana	1946	*	.2	4.2	32.7	45.7	6.4	.7	*	.4	5.3	2.8	.7	.2	-	-	-	-	-	-	.7	*	100.0
	1947	*	1.6	22.3	46.5	18.2	3.8	.6	*	.1	2.5	3.7	.8	.1	-	*	*	*	-	-	*	*	100.0
	1948	-	.3	22.9	47.8	20.0	6.7	1.4	.1	*	.1	.3	.2	.1	-	-	-	*	-	-	.1	*	100.0
Mississippi	1946	-	.7	9.4	37.5	44.0	6.0	1.1	.3	*	1.1	.5	.1	*	-	-	-	-	-	-	.3	*	100.0
	1947	0.1	2.8	24.8	45.6	15.0	6.5	1.4	.3	*	1.3	.8	.1	*	-	*	*	*	-	-	1.3	*	100.0
	1948	-	*	6.3	46.6	29.7	6.8	3.3	.8	.1	.9	1.5	1.4	1.4	*	.1	.1	.1	.2	*	.5	.2	100.0
Missouri	1946	-	*	3.7	25.3	33.1	6.3	16.4	11.1	.2	1.7	.5	.2	.4	-	*	*	-	*	-	.8	.3	100.0
	1947	.1	1.7	12.9	43.2	14.3	4.2	11.4	2.4	*	.1	.1	1.0	6.5	-	-	*	.4	.9	-	.1	.7	100.0
	1948	-	-	2.7	34.2	28.3	3.5	11.5	1.6	*	.7	2.0	4.7	7.9	-	*	.1	.5	1.4	-	.2	.7	100.0
New Mexico	1946	.1	1.1	19.4	47.9	21.8	2.5	.7	.3	.5	1.9	1.4	.6	1.4	*	*	*	.1	*	-	.2	*	100.0
	1947	*	11.1	45.9	20.2	7.8	2.5	.4	.1	.2	.8	1.3	2.6	3.4	-	*	.2	.7	.9	*	.4	1.5	100.0
	1948	*	10.2	50.2	24.9	6.1	1.0	.3	.1	.2	1.3	1.5	1.7	1.4	-	*	*	.1	.2	*	.4	.4	100.0
N. Carolina	1946	-	-	1.6	17.1	48.1	17.3	1.1	*	*	3.7	9.0	1.3	.1	*	*	.1	*	-	-	.7	*	100.0
	1947	*	.3	1.8	10.1	28.2	29.2	7.0	.6	.2	2.9	8.4	7.2	3.1	*	*	.1	*	*	-	.7	.1	100.0
	1948	-	.1	2.9	24.5	37.3	24.4	3.1	.2	.1	1.0	2.1	1.6	1.0	*	.1	.2	.3	.1	*	.9	.1	100.0
Oklahoma	1946	-	*	2.4	12.3	15.6	21.2	7.5	.4	.3	8.4	18.7	11.6	1.4	-	*	*	.2	*	-	-	.1	100.0
	1947	-	.2	9.4	18.1	11.8	14.3	3.5	.2	1.1	22.7	10.4	3.8	.9	-	.1	.9	1.6	.5	0.3	*	.2	100.0
	1948	-	.2	9.9	24.4	14.4	4.8	1.0	.1	3.8	19.4	9.3	4.3	1.0	0.2	2.2	2.8	1.4	.2	.4	*	.2	100.0
S. Carolina	1946	-	-	.8	31.1	41.9	11.2	.5	*	*	4.9	8.7	.9	*	-	*	*	*	-	-	*	*	100.0
	1947	-	*	1.6	32.7	38.5	12.7	1.5	.1	.1	4.0	6.0	2.2	.3	*	.1	.1	*	-	-	.1	*	100.0
	1948	-	*	2.7	32.7	37.8	19.6	3.8	.5	.1	.5	.8	.5	.2	*	*	*	*	*	-	.9	.1	100.0
Tennessee	1946	-	*	2.8	43.9	35.0	4.9	6.5	5.0	-	.5	.7	.1	.3	-	-	-	-	-	-	.1	.2	100.0
	1947	-	.2	16.3	53.9	12.2	4.0	3.7	1.0	*	.8	2.2	2.2	2.2	-	.1	.2	.4	.5	*	.2	.1	100.0
	1948	-	-	4.5	48.0	20.1	2.1	2.2	.5	.3	5.4	4.3	2.3	3.6	*	1.0	1.5	1.7	1.8	*	.1	.8	100.0
Texas	1946	*	.6	11.6	28.5	25.2	12.4	3.4	.5	.2	5.0	7.8	3.1	1.1	-	*	.1	.1	.1	-	*	.2	100.0
	1947	.1	4.0	24.2	29.0	11.7	7.0	2.5	.3	2.8	8.3	3.1	3.6	1.6	*	*	.4	.7	.2	.2	.3	.1	100.0
	1948	*	2.0	16.6	36.7	17.1	5.2	.6	.1	1.6	10.6	5.8	2.3	.5	*	.1	.2	.1	.1	*	.3	.1	100.0
Virginia	1946	-	-	5.4	12.3	58.1	15.9	.5	-	-	3.3	3.7	.3	-	-	-	-	.1	-	-	-	.4	100.0
	1947	-	-	.3	10.2	48.3	28.9	.5	-	-	.7	5.5	3.1	2.5	-	-	-	-	-	-	-	-	100.0
	1948	-	-	.3	9.3	64.1	17.0	.8	.1	*	.7	4.1	2.6	.2	-	*	.1	.4	*	-	.3	-	100.0
All other 4/	1946	-	-	.3	8.6	44.8	14.8	14.4	8.9	-	.2	2.3	.4	3.6	-	-	.1	.1	-	-	.2	1.0	100.0
	1947	-	.8	3.4	36.2	19.1	15.2	8.7	3.2	.1	.3	3.2	3.7	6.7	-	-	.1	-	.3	-	-	-	100.0
	1948	-	*	.6	18.9	43.4	7.6	4.3	3.2	.1	2.7	.9	1.2	4.6	.1	1.0	.9	1.0	2.4	.4	-	6.7	100.0
All States	1946	*	.4	7.7	31.2	33.7	9.1	3.6	1.7	.1	4.3	5.4	1.4	.6	*	*	*	*	.1	*	.6	.2	100.0
	1947	-	3.1	21.2	35.4	16.4	7.1	2.7	.8	1.0	6.0	3.8	2.3	1.3	-	-	.2	.3	.2	-	.8	.2	100.0
	1948	*	.8	12.2	38.2	24.6	7.1	2.6	.6	.6	4.2	3.4	2.1	1.7	*	.2	.3	.3	.4	*	.7	.4	100.0

1/ Includes all grades.
2/ Bales that are lower in grade than the lowest official standard for the corresponding color group.
3/ As reported by the Bureau of the Census, running bales, linters excluded.
4/ Includes Illinois and Kentucky.
* Less than 0.05 percent.

© UPDATA 1981

Table 6.--Staple length of upland cotton ginned in the United States, by States, crops of 1946-48

State	Year	15/16 inch and shorter 1/	7/8 inch	29/32 inch	15/16 inch	31/32 inch	1 inch	1-1/32 inches	1-1/16 inches	1-3/32 inches	1-1/8 inches	1-5/32 inches	1-3/16 inches	1-7/32 inches	1-1/4 inches and longer	All staple lengths 2/
		Bales	Bales	Bales	Bales	Bales	Bales	Bales	Bales	Bales	Bales	Bales	Bales	Bales	Bales	Bales
Alabama	1946	250	4,480	3,800	26,860	61,740	337,760	314,095	47,080	2,140	970	1,260	1,770	1,190	150	803,646
	1947	2,120	7,760	6,660	39,660	130,150	610,850	269,455	37,690	1,790	100	120	140	160	70	906,703
	1948	2,602	16,936	14,885	90,588	147,801	322,027	412,213	149,820	9,191	905	106	55	-	61	1,167,187
Arizona	1946	854	3,024	-	6,605	9,247	30,421	83,254	18,423	1,577	265	22	57	-	4	155,753
	1947	5,229	11,551	93	17,216	15,088	35,064	120,222	27,140	3,105	571	15	-	-	4	235,278
	1948	215	1,654	-	4,299	13,197	63,298	184,126	52,775	8,047	3,028	318	8	2	-	330,965
Arkansas	1946	3,300	22,080	12,290	54,910	29,780	142,290	317,710	487,631	168,920	27,960	4,260	2,120	1,060	3,110	1,257,421
	1947	25,370	28,310	22,660	62,920	116,200	342,410	390,097	221,820	28,690	2,240	350	530	50	80	1,241,927
	1948	1,155	11,946	11,817	72,829	69,594	311,065	582,832	670,076	175,580	13,821	533	322	377	252	1,922,179
California	1946	3,678	10,419	47	12,511	13,403	25,135	85,116	234,612	67,527	1,652	15	2	-	-	454,097
	1947	2,633	6,824	6	7,807	4,093	18,388	183,693	416,585	123,967	1,928	4	1	1	-	765,830
	1948	4,268	18,085	652	37,169	21,990	49,104	259,046	482,649	118,159	3,476	3	-	-	-	974,581
Florida	1946	-	-	-	50	200	1,465	1,260	560	40	-	-	-	10	80	3,765
	1947	10	60	30	140	670	1,400	3,077	650	-	-	-	-	-	-	6,017
	1948	-	16	-	142	388	1,953	3,574	1,493	55	2	-	-	-	138	7,761
Georgia	1946	640	2,440	2,850	18,270	71,830	249,812	170,680	33,790	3,310	880	290	360	120	70	555,322
	1947	370	1,680	3,890	25,200	84,930	265,740	206,639	53,860	6,570	950	130	100	40	130	647,229
	1948	270	1,663	1,522	16,878	56,159	268,971	306,280	88,024	4,429	222	12	8	-	200	746,618
Louisiana	1946	30	340	420	920	2,540	32,040	99,942	90,660	16,310	2,130	600	360	260	170	246,722
	1947	870	3,400	3,210	7,750	21,860	86,290	174,752	150,500	34,480	5,970	600	50	70	40	489,842
	1948	496	1,929	1,768	6,947	9,379	67,803	241,404	305,652	90,517	6,404	170	156	40	29	732,694
Mississippi	1946	10	690	1,220	5,210	3,310	32,020	183,060	443,992	264,790	70,920	14,560	6,660	3,610	4,560	1,034,652
	1947	770	2,750	3,080	21,340	37,280	200,500	573,573	522,770	126,760	21,250	3,600	2,060	640	880	1,517,253
	1948	85	1,410	1,012	11,351	12,019	121,668	452,548	993,184	611,957	77,515	6,806	1,153	166	1,080	2,292,349
Missouri	1946	-	490	310	16,290	22,670	38,140	54,550	118,707	55,280	9,510	940	230	120	240	317,457
	1947	10	800	920	7,150	12,550	53,960	88,663	116,310	32,260	1,910	70	80	-	40	314,703
	1948	28	2,012	167	12,540	4,915	41,484	131,153	249,099	67,998	2,353	10	-	-	-	511,757
New Mexico	1946	1,099	1,397	60	1,469	190	2,460	8,970	41,247	58,095	12,152	1,528	1,065	944	1,018	131,682
	1947	7,286	4,116	366	6,821	195	2,301	3,860	20,178	85,116	38,253	995	58	11	3	169,559
	1948	1,928	3,356	445	4,002	334	2,862	5,727	20,065	106,047	71,485	6,833	1,716	1,149	1,037	224,982
N. Carolina	1946	280	980	1,360	6,150	14,830	81,150	193,689	98,150	32,170	8,160	4,090	2,210	480	320	444,039
	1947	350	6,000	12,190	49,670	51,190	111,480	140,974	64,080	16,170	3,940	1,180	530	50	290	458,094
	1948	152	1,121	238	6,411	16,146	128,964	328,982	178,871	32,482	7,163	292	54	49	117	697,042
Oklahoma	1946	31,820	56,220	27,990	80,694	29,925	23,920	4,800	1,560	90	-	-	-	-	-	256,959
	1947	64,254	89,930	42,860	74,290	25,390	15,300	3,940	1,490	150	30	-	-	-	-	317,634
	1948	58,721	99,246	47,302	79,151	33,363	28,751	10,472	3,924	544	47	-	-	-	-	361,501
S. Carolina	1946	-	130	610	6,750	17,260	131,310	324,389	179,910	15,800	4,170	1,760	1,490	2,080	4,090	689,749
	1947	10	80	150	5,250	21,500	148,440	336,324	122,250	6,330	600	310	200	160	230	641,614
	1948	6	137	55	3,734	16,029	157,669	452,978	220,706	13,122	4,053	1,517	780	586	618	871,567
Tennessee	1946	340	8,200	5,670	42,240	15,350	84,470	143,003	151,507	50,623	6,900	770	150	180	540	509,945
	1947	3,860	15,040	7,510	23,710	15,620	98,170	176,982	148,420	17,380	280	10	-	10	40	507,032
	1948	4,418	24,458	13,851	63,495	31,919	118,795	172,465	164,919	45,037	1,625	68	-	9	11	641,070
Texas	1946	125,705	234,570	217,517	372,553	164,294	127,974	154,776	128,264	79,700	21,780	3,290	2,001	1,035	706	1,634,165
	1947	699,545	599,212	381,445	599,789	285,886	248,270	265,142	127,677	60,601	38,439	4,191	1,195	1,550	465	3,513,423
	1948	494,231	499,271	453,078	598,377	218,715	241,967	257,370	158,911	56,405	60,867	13,467	3,624	2,351	1,756	3,060,388
Virginia	1946	-	-	-	250	980	5,517	5,780	1,790	100	20	10	-	-	-	14,427
	1947	-	-	10	970	1,460	2,860	5,777	2,890	570	110	10	50	-	-	14,687
	1948	-	-	-	15	7	2,157	10,763	6,803	1,227	89	12	-	6	-	21,078
All other 3/	1946	160	456	40	1,050	100	1,365	1,570	3,387	1,010	90	-	-	-	-	9,226
	1947	70	100	170	670	600	2,416	2,331	1,858	770	120	-	-	-	-	9,106
	1948	-	107	25	901	108	1,299	3,092	5,871	1,667	5	-	-	-	-	13,075
All States	1946	168,166	345,916	274,164	650,682	457,651	1,347,225	2,146,624	2,061,390	817,480	167,569	33,413	18,495	11,089	15,068	8,514,892
	1947	812,757	777,633	485,250	948,353	824,402	2,043,819	2,944,399	2,036,128	544,909	116,691	11,585	4,972	2,742	2,290	11,555,930
	1948	568,575	683,327	546,817	1,010,809	652,039	1,929,837	3,793,420	3,752,838	1,342,464	249,066	29,946	7,876	4,534	5,276	14,576,814

See footnotes at end of table.

© UPDATA 1981

Table 6.--Staple length of upland cotton ginned in the United States, by States, crops of 1946-48 - Continued

State	Year	13/16 inch and shorter 1/	7/8 inch	29/32 inch	15/16 inch	31/32 inch	1 inch	1-1/32 inches	1-1/16 inches	1-3/32 inches	1-1/8 inches	1-5/32 inches	1-3/16 inches	1-7/32 inches	1-1/4 inches and longer	All staple lengths
		Percent	Percent	Percent	Percent	Percent	Percent	Percent	Percent	Percent	Percent	Percent	Percent	Percent	Percent	Percent
Alabama	1946	*	.6	.5	3.3	7.7	42.0	39.1	5.9	.3	.1	.2	.2	.1	*	100.0
	1947	.2	.9	.7	4.4	14.4	45.3	29.7	4.2	.2	*	*	*	*	*	100.0
	1948	.2	1.5	1.3	7.8	12.6	27.5	35.4	12.8	.8	.1	*	*	-	*	100.0
Arizona	1946	.6	2.0	-	4.3	6.0	19.8	54.1	12.0	1.0	.2	*	*	-	*	100.0
	1947	2.2	4.9	*	7.3	6.4	15.0	51.2	11.5	1.3	.2	*	-	-	*	100.0
	1948	.1	.5	-	1.3	4.0	19.1	55.7	15.9	2.4	.9	.1	*	*	-	100.0
Arkansas	1946	.3	1.8	1.0	4.4	2.4	11.3	25.3	37.1	13.4	2.2	.3	.2	.1	.2	100.0
	1947	2.0	2.3	1.9	5.1	9.4	27.6	31.3	17.9	2.3	.2	*	*	*	*	100.0
	1948	.1	.6	.6	3.8	3.6	16.2	30.3	35.0	9.1	.7	*	*	*	*	100.0
California	1946	.8	2.3	*	2.8	3.0	5.5	18.7	51.6	14.9	.4	*	*	-	-	100.0
	1947	.3	1.0	*	1.0	.5	2.4	24.0	54.5	16.2	.3	*	*	*	-	100.0
	1948	.4	1.9	.1	3.8	2.3	5.0	24.5	49.5	12.1	.4	*	-	-	-	100.0
Florida	1946	-	-	-	1.3	5.3	38.7	33.6	17.6	1.1	-	-	-	.3	2.1	100.0
	1947	.2	1.0	.5	2.3	11.1	23.3	51.1	10.5	-	-	-	-	-	-	100.0
	1948	-	.2	-	1.8	5.0	25.3	46.2	19.0	.7	*	-	-	-	1.8	100.0
Georgia	1946	.1	.4	.5	2.9	13.0	45.1	30.9	6.1	.6	.2	.1	.1	*	*	100.0
	1947	.1	.3	.6	3.6	13.1	41.1	31.8	8.3	1.0	.1	*	*	*	*	100.0
	1948	*	.2	.2	2.5	7.5	36.1	41.1	11.8	.6	*	*	*	-	*	100.0
Louisiana	1946	*	.1	.2	.4	1.0	13.0	40.6	36.7	6.6	.9	.2	.1	.1	.1	100.0
	1947	.1	.7	.7	1.6	4.5	17.6	35.8	30.7	7.0	1.2	.1	*	*	*	100.0
	1948	.1	.3	.2	.9	1.3	9.3	32.9	41.7	12.4	.9	*	*	*	*	100.0
Mississippi	1946	*	.1	.1	.5	.3	3.1	17.7	43.0	25.6	6.9	1.4	.6	.3	.4	100.0
	1947	.1	.2	.2	1.4	2.5	13.2	37.7	34.5	8.4	1.4	.2	.1	*	.1	100.0
	1948	*	.1	*	.5	.5	5.3	19.8	43.3	26.7	3.4	.3	.1	*	*	100.0
Missouri	1946	-	.2	.1	5.1	7.1	12.0	17.2	37.4	17.4	3.0	.3	.1	*	.1	100.0
	1947	*	.3	.3	2.3	4.0	17.1	28.2	36.9	10.3	.6	*	*	-	*	100.0
	1948	*	.4	*	2.5	1.0	8.1	25.6	48.6	13.3	.5	*	-	-	-	100.0
New Mexico	1946	.8	1.1	*	1.1	.1	1.9	6.8	31.3	44.2	9.2	1.2	.8	.7	.8	100.0
	1947	4.3	2.4	.2	4.0	.1	1.4	2.3	11.9	50.2	22.6	.6	*	*	*	100.0
	1948	.9	1.5	.2	1.8	.1	1.3	1.7	8.9	47.0	31.8	3.0	.6	.5	.5	100.0
N. Carolina	1946	.1	.2	.3	1.4	3.3	18.3	43.7	22.1	7.2	1.8	.9	.5	.1	.1	100.0
	1947	.1	1.3	2.7	10.8	11.2	24.3	30.7	14.0	3.5	.9	.3	.1	*	.1	100.0
	1948	*	.2	*	.9	2.3	18.5	47.2	25.7	4.7	.5	*	*	*	*	100.0
Oklahoma	1946	12.4	21.9	10.9	31.4	11.6	9.3	1.9	.6	*	-	-	-	-	-	100.0
	1947	20.2	28.3	13.5	23.4	8.0	4.8	1.2	.5	*	*	-	-	-	-	100.0
	1948	16.2	27.4	13.1	21.9	9.2	8.0	2.9	1.1	.2	*	-	-	-	-	100.0
S. Carolina	1946	-	*	.1	1.0	2.5	19.0	47.0	26.1	2.3	.6	.3	.2	.3	.6	100.0
	1947	*	*	*	.8	3.3	23.1	52.4	19.1	1.0	.1	*	*	*	*	100.0
	1948	*	*	*	.4	1.8	18.1	52.0	25.3	1.5	.5	.2	.1	*	.1	100.0
Tennessee	1946	.1	1.6	1.1	8.3	3.0	16.4	28.0	29.7	9.9	1.4	.2	*	*	.1	100.0
	1947	.8	3.0	1.5	4.7	3.1	19.4	34.8	29.2	3.4	.1	*	-	*	*	100.0
	1948	.7	3.8	2.2	9.9	5.0	18.5	26.9	25.7	7.0	.3	*	-	*	*	100.0
Texas	1946	7.6	14.4	13.3	22.8	10.1	7.8	9.5	7.8	4.9	1.3	.2	.1	.1	.1	100.0
	1947	21.1	18.1	11.5	18.1	8.6	7.5	8.0	3.9	1.8	1.2	.1	*	*	*	100.0
	1948	16.1	16.3	14.8	19.7	7.1	7.9	8.4	5.2	1.8	2.0	.4	.1	.1	.1	100.0
Virginia	1946	-	-	-	1.7	6.7	38.2	40.1	12.4	.7	.1	.1	-	-	-	100.0
	1947	-	-	.1	6.6	9.9	19.5	39.3	19.7	3.9	.7	.1	.2	-	-	100.0
	1948	-	-	-	.1	*	10.2	51.1	32.3	5.8	.4	.1	-	*	-	100.0
All other 3/	1946	1.7	4.9	*	11.4	1.4	14.8	17.0	36.9	10.9	1.0	-	-	-	-	100.0
	1947	.8	1.1	1.9	7.4	6.6	26.4	25.6	20.4	8.5	1.3	-	-	-	-	100.0
	1948	-	.8	.2	6.9	.8	9.9	23.7	45.0	12.7	*	-	-	-	-	100.0
All States	1946	1.9	4.1	3.2	7.6	5.4	15.8	25.3	24.2	9.6	2.0	.4	.2	.1	.2	100.0
	1947	7.0	6.7	4.2	8.2	7.1	17.7	25.5	17.6	4.7	1.0	.1	*	*	*	100.0
	1948	3.9	4.7	3.8	6.9	4.5	13.2	26.1	25.7	9.2	1.7	.2	.1	*	*	100.0

1/ Includes all bales for which no specific length is assigned because of character defects.
2/ As reported by the Bureau of the Census, running bales, linters excluded.
3/ Includes Illinois and Kentucky.
* Less than 0.05 percent.

Table 7.--Grade index and average staple length of upland cotton ginned in the United States, by States, crops of 1943-48

State	Grade index 1/						Average staple length 2/					
	1943	1944	1945	1946	1947	1948	1943	1944	1945	1946	1947	1948
	Index	Index	Index	Index	Index	Index	32nd inches	32nd inches	32nd inches	32nd inches	32nd inches	32nd inches
Alabama	97.2	95.9	96.5	96.1	98.7	95.4	30.8	31.6	32.0	32.4	32.1	32.2
Arizona	94.0	92.8	94.4	92.1	93.9	97.9	33.5	33.2	32.6	32.6	32.2	32.9
Arkansas	96.4	94.9	89.0	93.0	96.5	93.4	32.2	32.8	32.7	33.3	32.3	33.1
California	100.2	91.4	94.4	97.3	101.2	99.0	34.4	33.3	33.5	33.6	33.7	33.4
Florida	96.8	93.3	94.5	97.6	96.1	95.4	32.9	33.0	32.5	32.8	32.5	33.0
Georgia	96.3	95.2	92.9	95.5	96.3	95.3	31.4	31.8	32.1	32.2	32.3	32.5
Louisiana	95.3	95.8	94.6	95.8	98.7	98.3	32.2	32.4	33.5	33.4	33.1	33.5
Mississippi	97.1	96.9	92.9	96.6	98.6	95.4	33.4	33.7	33.8	34.2	33.3	34.0
Missouri	91.6	93.0	83.6	89.5	93.1	90.8	33.4	33.4	32.7	33.4	33.3	33.6
New Mexico	98.4	95.6	96.9	98.3	98.9	100.0	34.5	34.2	34.4	34.5	34.2	35.0
North Carolina	95.4	88.7	90.1	93.2	89.3	92.4	32.5	32.7	32.6	33.2	32.3	33.1
Oklahoma	94.0	87.8	86.8	90.3	93.9	95.4	28.6	29.6	28.9	29.3	28.7	29.1
South Carolina	95.3	90.8	88.9	94.9	94.5	93.5	33.0	32.9	32.3	33.1	32.9	33.1
Tennessee	94.5	95.6	88.6	94.0	96.7	94.7	31.9	32.8	32.2	32.9	32.7	32.6
Texas	96.0	92.0	92.1	94.6	97.0	97.6	29.1	29.3	30.3	30.5	29.5	29.8
Virginia	92.5	88.7	92.6	93.8	91.1	92.4	32.0	32.7	32.5	32.6	32.7	33.4
All other 3/	91.0	96.0	85.5	87.3	91.3	88.8	33.0	32.6	32.7	32.7	32.6	33.3
United States	96.2	93.4	91.8	94.5	96.9	95.7	31.62	31.89	32.20	32.6	31.7	32.4

1/ Computed by weighting the quantity in each grade by the 1937-39 average price per pound for such grade of 15/16 inch staple.
Converted to an index on basis Middling White equals 100.
2/ Averages calculated on numerical equivalents of the staple-length designations (for example, 29/32" = 29).
3/ Includes Illinois and Kentucky.

© UPDATA 1981

Table 5.—Preparation of upland cotton ginned in the United States, during specified periods, by States, 1948-49

Ginning period	Shorter than 1-1/8 inches				1-1/8 inches and longer				All lengths			
	Normal	Rough	Gin cut	Total	B	C	Gin cut	Total	Normal and B	Rough and C	Gin cut	Total 1/
	Bales	Bales	Bales	Bales	Bales	Bales	Bales	Bales	Bales	Bales	Bales	Bales
ALABAMA												
Prior to Sept. 1	86,451	22,233	1,653	110,337	125	16	-	141	86,576	22,249	1,653	110,478
During September	347,027	40,918	1,868	389,813	626	149	-	775	347,653	41,067	1,868	390,618
During October	456,181	17,998	511	474,690	131	-	-	131	456,312	17,998	511	474,821
During November	96,335	4,146	111	100,592	30	-	-	30	96,365	4,146	111	100,622
After Nov. 30	86,904	3,559	138	90,601	47	-	-	47	86,951	3,559	138	90,648
All periods	1,072,898	88,864	4,281	1,166,043	959	165	-	1,124	1,073,857	89,019	4,281	1,167,157
ARIZONA												
Prior to Sept. 1	4,395	76	-	4,471	-	-	-	-	4,395	76	-	4,471
During September	42,694	703	14	43,411	353	-	-	353	43,047	703	14	43,764
During October	70,182	819	6	70,947	2,345	6	1	2,352	72,467	825	7	73,299
During November	90,218	725	83	90,966	508	1	-	509	90,726	726	23	91,475
After Nov. 30	116,356	1,437	21	117,814	141	1	-	142	116,497	1,438	21	117,956
All periods	323,785	3,760	44	327,609	3,347	8	1	3,356	327,132	3,768	65	330,965
ARKANSAS												
Prior to Sept. 1	10,671	630	52	11,353	145	-	-	145	10,816	630	52	11,498
During September	438,181	13,119	451	458,054	9,072	635	11	9,918	447,253	14,254	466	461,972
During October	826,746	9,212	96	836,054	4,039	367	-	4,406	832,785	9,579	96	842,460
During November	247,093	6,804	221	254,121	532	43	-	575	247,625	6,847	224	254,696
After Nov. 30	338,592	10,866	1,854	351,312	233	8	-	241	338,825	10,874	1,854	351,553
All periods	1,863,283	40,931	2,680	1,906,894	14,021	1,253	11	15,285	1,877,304	42,184	2,691	1,922,179
CALIFORNIA												
Prior to Sept. 1	-	-	-	-	-	-	-	-	-	-	-	-
During September	23,553	80	-	23,633	416	5	-	421	23,969	85	-	24,054
During October	214,031	2,579	52	216,662	1,702	20	-	1,722	215,733	2,599	52	218,384
During November	372,141	1,562	9	374,015	1,012	11	-	1,023	373,456	1,573	9	375,038
After Nov. 30	325,169	1,282	41	326,792	310	3	-	313	325,779	1,285	41	327,105
All periods	965,497	5,503	102	971,102	3,440	39	-	3,479	968,937	5,542	102	974,581
FLORIDA												
Prior to Sept. 1	4,127	609	59	4,795	-	-	-	-	4,127	609	59	4,795
During September	1,932	581	28	2,541	6	12	-	18	1,938	593	28	2,559
During October	282	13	-	295	59	58	-	117	281	71	-	352
During November	140	2	-	142	2	-	-	2	142	2	-	144
After Nov. 30	8	-	-	8	3	-	-	3	11	-	-	11
All periods	6,329	1,205	87	7,621	70	70	-	140	6,399	1,275	87	7,761
GEORGIA												
Prior to Sept. 1	93,768	14,412	1,393	109,573	18	-	-	18	93,786	14,412	1,393	109,591
During September	221,082	21,099	1,660	243,601	171	12	-	183	221,253	21,071	1,660	243,784
During October	237,279	8,380	152	245,911	168	50	-	218	237,447	8,530	152	246,129
During November	84,118	1,450	42	85,610	16	-	-	16	84,134	1,450	42	85,626
After Nov. 30	57,449	967	65	58,481	7	-	-	7	57,456	967	65	58,488
All periods	696,696	46,368	3,112	746,176	380	62	-	442	697,076	46,430	3,112	746,618
ILLINOIS												
Prior to Sept. 1	-	-	-	-	-	-	-	-	-	-	-	-
During September	208	-	-	208	-	-	-	-	208	-	-	208
During October	1,336	16	3	1,355	5	-	-	5	1,341	16	3	1,360
During November	397	-	-	397	-	-	-	-	397	-	-	397
After Nov. 30	611	21	-	632	-	-	-	-	611	21	-	632
All periods	2,552	37	3	2,592	5	-	-	5	2,557	37	3	2,597
KENTUCKY												
Prior to Sept. 1	-	-	-	-	-	-	-	-	-	-	-	-
During September	1,343	60	-	1,403	-	-	-	-	1,343	60	-	1,403
During October	4,655	-	-	4,655	-	-	-	-	4,655	-	-	4,655
During November	1,715	-	-	1,715	-	-	-	-	1,715	-	-	1,715
After Nov. 30	2,705	-	-	2,705	-	-	-	-	2,705	-	-	2,705
All periods	10,418	60	-	10,478	-	-	-	-	10,418	60	-	10,478
LOUISIANA												
Prior to Sept. 1	176,415	9,764	141	186,320	1,320	287	23	1,630	177,735	10,051	164	187,950
During September	272,027	4,636	91	276,754	3,564	95	-	3,659	275,591	4,731	91	280,413
During October	191,385	1,198	21	192,604	1,318	-	-	1,318	192,703	1,198	21	193,922
During November	39,671	392	47	40,110	158	-	-	158	39,829	392	47	40,268
After Nov. 30	30,051	49	7	30,107	44	-	-	44	30,095	49	7	30,151
All periods	709,549	16,039	307	725,895	6,394	382	23	6,799	715,943	16,421	330	732,694

See footnote at end of table.

© UPDATA 1981

Table 6.--Preparation of upland cotton ginned in the United States, during specified periods, by States, 1948-49 - Continued

Ginning period	Shorter than 1-1/8 inches: Normal	Rough	Gin cut	Total	1-1/8 inches and longer: B	C	Gin cut	Total	All lengths: Normal and B	Rough and C	Gin cut	Total 1/
	Bales	Bales	Bales	Bales	Bales	Bales	Bales	Bales	Bales	Bales	Bales	Bales
MISSISSIPPI												
Prior to Sept. 1	112,027	7,367	486	121,880	3,184	153	-	3,337	115,211	9,520	486	125,217
During September	664,111	29,751	1,169	685,031	40,129	1,901	21	42,051	691,240	31,652	1,190	727,082
During October	845,648	13,904	124	859,376	33,615	595	-	34,210	879,063	14,499	124	893,586
During November	299,598	1,934	62	301,594	5,022	26	-	5,048	304,620	2,010	62	306,692
After Nov. 30	296,618	1,180	-	297,798	2,034	40	-	2,074	298,652	1,220	-	299,872
All periods	2,217,702	56,036	1,841	2,275,629	83,984	2,715	21	86,720	2,351,686	58,901	1,862	2,292,149
MISSOURI												
Prior to Sept. 1	-	-	-	-	-	-	-	-	-	-	-	-
During September	84,142	6,915	-	91,087	1,930	240	-	2,170	86,072	7,185	-	93,257
During October	216,557	11,729	117	228,399	79	77	-	156	216,636	11,802	117	228,555
During November	71,805	2,196	55	73,456	15	-	-	15	71,820	2,196	55	73,471
After Nov. 30	115,720	712	20	116,452	22	-	-	22	115,742	712	20	116,474
All periods	487,624	21,578	192	509,394	2,046	317	-	2,363	489,670	21,895	192	511,757
NEW MEXICO												
Prior to Sept. 1	-	-	-	-	-	-	-	-	-	-	-	-
During September	21,170	147	1	21,318	22,609	155	3	22,767	43,779	302	4	44,085
During October	47,281	432	-	47,683	45,991	202	1	46,194	93,272	634	1	93,877
During November	51,979	227	9	52,215	12,528	30	-	12,558	64,507	257	9	64,773
After Nov. 30	21,449	87	12	21,548	697	2	-	699	22,146	89	12	22,247
All periods	141,849	843	22	142,764	81,825	389	4	82,218	223,674	1,282	26	224,982
NORTH CAROLINA												
Prior to Sept. 1	-	-	-	-	-	-	-	-	-	-	-	-
During September	206,202	10,951	711	217,864	2,664	359	52	3,075	208,866	11,310	763	220,939
During October	222,175	9,171	582	231,928	364	8	-	372	222,539	9,179	582	232,300
During November	139,719	6,445	384	146,548	145	7	-	152	139,864	6,452	384	146,700
After Nov. 30	90,545	6,308	174	97,027	75	1	-	76	90,623	6,309	174	97,103
All periods	658,641	32,875	1,848	693,367	3,248	375	52	3,675	661,892	33,250	1,900	697,042
OKLAHOMA												
Prior to Sept. 1	-	-	-	-	-	-	-	-	-	-	-	-
During September	77,257	1,274	28	78,539	37	-	-	37	77,274	1,274	28	78,576
During October	166,112	1,278	134	167,524	10	-	-	10	166,122	1,278	134	167,534
During November	88,642	875	148	89,665	-	-	-	-	88,642	875	148	89,665
After Nov. 30	25,509	213	14	25,736	-	-	-	-	25,509	213	14	25,736
All periods	357,480	3,640	324	361,464	47	-	-	47	357,537	3,640	324	361,501
SOUTH CAROLINA												
Prior to Sept. 1	79,961	12,624	129	92,714	138	13	-	151	80,099	12,637	129	92,865
During September	300,189	28,879	3,749	333,117	4,169	272	-	4,771	304,988	29,151	3,749	337,888
During October	257,124	6,793	68	263,985	1,726	80	-	1,806	258,850	6,873	68	265,791
During November	114,760	874	10	115,644	335	-	-	335	115,095	874	10	115,979
After Nov. 30	58,326	650	-	58,976	80	8	-	88	58,406	658	-	59,064
All periods	810,660	49,820	3,956	864,436	6,778	373	-	7,151	817,438	50,193	3,956	871,587
TENNESSEE												
Prior to Sept. 1	-	-	-	-	-	-	-	-	-	-	-	-
During September	134,236	5,052	89	140,377	1,131	90	-	1,221	136,367	5,142	89	141,598
During October	326,086	8,488	107	334,681	403	48	-	451	326,489	8,536	107	335,132
During November	77,117	1,954	71	79,142	31	-	-	31	77,148	1,954	71	79,173
After Nov. 30	83,932	1,176	49	85,157	10	-	-	10	83,942	1,176	49	85,167
All periods	622,371	16,670	316	639,357	1,575	138	-	1,713	623,946	16,808	316	641,070
TEXAS												
Prior to Sept. 1	786,011	10,980	114	797,113	377	-	-	377	786,388	10,988	114	797,490
During September	721,958	6,686	52	728,703	32,626	1,055	1	33,682	754,584	8,541	60	763,185
During October	776,671	7,860	71	784,605	34,804	1,123	-	35,307	811,555	9,283	71	820,912
During November	513,212	8,821	388	522,421	9,067	708	-	9,775	522,279	9,529	388	532,196
After Nov. 30	142,898	2,435	148	145,481	1,049	35	-	1,124	143,987	2,470	148	146,605
All periods	2,940,750	36,790	783	2,978,323	78,043	4,021	1	82,065	3,018,793	40,811	784	3,060,388
VIRGINIA												
Prior to Sept. 1	-	-	-	-	-	-	-	-	-	-	-	-
During September	1,782	512	207	2,501	71	-	-	71	1,853	512	207	2,572
During October	5,842	816	86	6,814	25	-	-	25	5,907	816	86	6,839
During November	6,390	1,261	61	7,712	10	-	-	10	6,400	1,261	61	7,722
After Nov. 30	3,080	865	-	3,945	-	-	-	-	3,080	865	-	3,945
All periods	17,134	3,484	354	20,972	106	-	-	106	17,240	3,484	354	21,078
UNITED STATES												
Prior to Sept. 1	1,353,846	80,703	4,027	1,438,556	5,307	469	23	5,799	1,359,133	81,172	4,050	1,444,355
During September	3,553,574	171,683	9,928	3,734,985	119,894	5,980	88	125,962	3,673,258	177,663	10,016	3,860,947
During October	4,897,263	100,712	2,193	5,000,168	126,864	2,934	2	129,800	5,024,127	103,646	2,195	5,129,968
During November	2,234,843	39,718	1,644	2,275,905	29,411	826	-	30,237	2,263,954	40,544	1,644	2,306,142
After Nov. 30	1,796,225	31,807	2,540	1,830,572	4,792	98	-	4,890	1,801,017	31,905	2,540	1,835,462
All periods	13,835,231	424,623	20,272	14,280,126	286,268	10,307	113	296,688	14,121,499	434,930	20,385	14,576,814

1/ As reported by the Bureau of the Census, running bales, linters excluded.

874848 O - 3

© UPDATA 1981

Table 9.— Tenderability of upland cotton ginned, by States, 1948-49

State	Tenderable 1/		Untenderable		Total crop 2/	
	Bales	Pct.	Bales	Pct.	Bales	Pct.
Alabama	948,389	81.3	218,798	18.7	1,167,187	100.0
Arizona	205,259	62.0	125,706	38.0	330,965	100.0
Arkansas	1,485,170	77.3	437,009	22.7	1,922,179	100.0
California	720,822	74.0	253,759	26.0	974,581	100.0
Florida	6,137	79.1	1,624	20.9	7,761	100.0
Georgia	633,882	84.9	112,736	15.1	746,618	100.0
Illinois	1,640	63.1	957	36.9	2,597	100.0
Kentucky	7,901	75.4	2,577	24.6	10,478	100.0
Louisiana	699,635	95.5	33,059	4.5	732,694	100.0
Mississippi	2,009,069	87.6	283,280	12.4	2,292,349	100.0
Missouri	334,546	65.4	177,211	34.6	511,757	100.0
New Mexico	190,422	84.6	34,560	15.4	224,982	100.0
North Carolina	603,835	86.6	93,207	13.4	697,042	100.0
Oklahoma	230,711	63.8	130,790	36.2	361,501	100.0
South Carolina	762,552	87.5	109,035	12.5	871,587	100.0
Tennessee	497,772	77.6	143,298	22.4	641,070	100.0
Texas	2,365,131	77.3	695,257	22.7	3,060,388	100.0
Virginia	16,340	77.5	4,738	22.5	21,078	100.0
All States	11,719,213	80.4	2,857,601	19.6	14,576,814	100.0

1/ Tenderable in settlement of futures contracts.
2/ As reported by the Bureau of the Census, running bales, linters excluded.

Table 10.— Tenderability of upland cotton ginned in the United States, 1931-48

Year	Tenderable 1/		Untenderable		Total crop 2/	
	Bales	Pct.	Bales	Pct.	Bales	Pct.
1931	14,833,900	89.3	1,781,300	10.7	16,615,200	100.0
1932	11,489,100	90.5	1,212,200	9.5	12,701,300	100.0
1933	11,782,800	93.1	871,500	6.9	12,654,300	100.0
1934	8,518,700	90.1	939,300	9.9	9,458,000	100.0
1935	8,333,900	80.1	2,068,800	19.9	10,402,700	100.0
1936	10,539,700	86.9	1,584,100	13.1	12,123,800	100.0
1937	15,050,900	82.5	3,186,200	17.5	18,237,100	100.0
1938	10,896,918	94.0	701,500	6.0	11,598,418	100.0
1939	10,565,313	92.3	886,969	7.7	11,452,282	100.0
1940	9,988,632	81.5	2,272,072	18.5	12,260,704	100.0
1941	8,064,816	77.3	2,368,640	22.7	10,433,456	100.0
1942	9,681,879	78.3	2,681,428	21.7	12,363,307	100.0
1943	8,933,451	80.1	2,135,082	19.3	11,068,533	100.0
1944	8,845,658	74.8	2,985,084	25.2	11,830,742	100.0
1945	6,256,298	71.0	2,553,087	29.0	8,809,385	100.0
1946	6,527,089	76.7	1,987,803	23.3	8,514,892	100.0
1947	9,197,081	79.6	2,358,849	20.4	11,555,930	100.0
1948	11,719,213	80.4	2,857,601	19.6	14,576,814	100.0

1/ Tenderable in settlement of futures contracts.
2/ As reported by the Bureau of the Census, running bales, linters excluded; number of bales for 1931-37 are rounded figures.

© UPDATA 1981

© UPDATA 1981

Table 11.—Grade and staple length of upland cotton ginned in Alabama, 1948-49

Grade	13/16 inch and shorter	7/8 inch	29/32 inch	15/16 inch	31/32 inch	1 inch	1-1/32 inches	1-1/16 inches	1-3/32 inches	1-1/8 inches	1-5/32 inches	1-3/16 inches	1-7/32 inches	1-1/4 inches and longer	All lengths	
	Bales	Bales	Bales	Bales	Bales	Bales	Bales	Bales	Bales	Bales	Bales	Bales	Bales	Bales	Bales	Percent
White:																
1-M.F.	-	-	-	-	-	-	-	-	-	-	-	-	-	-	-	-
2-S.G.M.	-	-	-	-	-	9	17	18	-	-	-	-	-	-	36	*
3-G.M.	-	-	11	21	21	99	246	67	8	-	-	-	-	-	473	*
4-S.M.	83	872	415	2,135	2,742	10,943	24,663	8,538	491	53	9	-	-	-	50,944	4.4
5-M.	653	4,217	4,045	22,377	45,269	134,375	222,675	82,212	5,358	438	20	33	-	41	521,713	44.7
6-S.L.M.	485	3,683	2,957	22,764	47,061	114,112	127,553	47,597	2,861	356	76	11	-	-	369,516	31.7
7-L.M.	33	248	276	3,114	6,617	14,294	15,174	6,740	202	45	-	-	-	-	46,743	4.0
8-S.G.O.	-	282	399	2,677	2,590	3,945	1,697	307	11	-	-	-	-	-	11,908	1.0
9-G.O.	10	362	235	1,273	508	397	139	-	23	-	-	-	-	-	2,947	.2
Total.	1,264	9,664	8,338	54,361	104,808	278,174	392,164	145,471	8,954	892	105	44	-	41	1,004,280	86.0
Spotted:																
3-G.M.	11	86	119	282	485	796	979	245	11	11	-	-	-	-	3,025	.3
4-S.M.	326	716	1,333	4,446	7,335	12,912	9,884	2,324	97	-	-	11	-	20	39,434	3.4
5-M.	101	681	979	5,957	10,120	11,900	5,383	1,071	71	-	-	-	-	-	36,263	3.1
6-S.L.M.	74	454	600	5,271	8,474	7,691	1,558	269	10	-	-	-	-	-	24,401	2.1
7-L.M.	26	1,456	1,503	8,477	7,365	4,304	487	56	-	-	-	-	-	-	23,674	2.0
Total.	538	3,423	4,534	24,433	33,779	37,603	18,291	3,965	189	11	-	11	-	20	126,797	10.9
Tinged:																
3-G.M.	-	-	30	52	149	43	22	-	-	-	-	-	-	-	296	*
4-S.M.	10	127	126	775	1,134	980	225	-	-	-	-	-	-	-	3,377	.3
5-M.	20	137	99	1,041	1,527	1,377	158	11	-	-	-	-	-	-	4,373	.4
6-S.L.M.	23	199	201	1,642	1,998	1,006	144	-	-	-	-	-	-	-	4,813	.4
7-L.M.	79	1,047	923	4,999	3,479	1,486	130	-	-	-	-	-	-	-	12,143	1.0
Total.	132	1,510	1,379	8,512	7,887	4,892	679	11	-	-	-	-	-	-	25,002	2.1
Yellow Stained:																
3-G.M.	-	-	-	-	-	-	-	-	-	-	-	-	-	-	-	-
4-S.M.	-	-	-	-	51	52	-	-	-	-	-	-	-	-	103	*
5-M.	-	32	-	95	98	30	-	-	-	-	-	-	-	-	255	*
Total.	-	32	-	95	149	82	-	-	-	-	-	-	-	-	358	*
Gray:																
3-G.M.	-	-	-	-	-	22	-	-	-	-	-	-	-	-	22	*
4-S.M.	-	-	-	99	151	254	219	47	-	-	-	-	-	-	770	.1
5-M.	-	-	10	55	300	750	783	326	48	-	-	-	-	-	2,272	.2
6-S.L.M.	-	-	-	11	11	22	11	-	-	-	-	-	-	-	55	*
Total.	-	-	10	165	462	1,048	1,013	373	48	-	-	-	-	-	3,119	.3
Below Grade	668	2,307	624	3,022	716	228	66	-	-	-	-	-	-	-	7,631	.7
All Grades.	2,602	16,936	14,885	90,588	147,801	322,027	412,213	149,820	9,191	903	105	55	-	61	1/1,167,187	100.0
	Percent	Percent	Percent	Percent	Percent	Percent	Percent	Percent	Percent	Percent	Percent	Percent	Percent	Percent	Percent	
All Grades.	0.2	1.5	1.3	7.8	12.6	27.5	35.3	12.8	0.8	0.1	*	*	-	*	100.0	

1/ As reported by the Bureau of the Census, running bales, linters excluded.
* Less than 0.05 percent.

Percentage rough preparation. . . . 8.0
Grade index 95.4
Average staple length 32.2

© UPDATA 1981

Table 12.—Grade and staple length of upland cotton ginned in Arizona, 1948-49

Grade	13/16 inch and shorter	7/8 inch	29/32 inch	15/16 inch	31/32 inch	1 inch	1-1/32 inches	1-1/16 inches	1-3/32 inches	1-1/8 inches	1-5/32 inches	1-3/16 inches	1-7/32 inches	1-1/4 inches and longer	All lengths	
	Bales	Bales	Bales	Bales	Bales	Bales	Bales	Bales	Bales	Bales	Bales	Bales	Bales	Bales	Bales	Percent
Extra White:																
3-G.M.	-	-	-	-	-	3	620	390	250	148	26	-	-	-	1,437	0.4
4-S.M.	-	-	-	-	8	1,199	51,190	23,134	4,341	2,056	221	7	2	-	82,158	24.8
5-M.	-	-	-	2	186	11,464	94,780	25,072	2,952	790	71	1	-	-	135,318	40.9
6-S.L.M.	-	-	-	23	1,104	13,908	15,914	2,332	252	18	-	-	-	-	33,551	10.1
7-L.M.	-	4	-	122	1,284	4,968	1,295	138	26	3	-	-	-	-	7,840	2.4
8-S.G.O.	4	44	-	410	955	633	42	11	-	-	-	-	-	-	2,099	.6
9-O.O.	20	101	-	262	182	52	1	-	-	-	-	-	-	-	618	.2
Total.	24	149	-	819	3,719	32,227	163,842	51,077	7,821	3,015	318	8	2	-	263,021	79.4
White:																
1-M.F.	-	-	-	-	-	-	-	-	-	-	-	-	-	-	-	-
2-S.G.M.	-	-	-	-	-	-	-	-	-	-	-	-	-	-	-	-
3-G.M.	-	-	-	-	-	-	-	-	-	-	-	-	-	-	-	-
4-S.M.	-	-	-	-	-	-	-	-	-	-	-	-	-	-	-	-
5-M.	-	-	-	-	-	-	-	-	-	-	-	-	-	-	-	-
6-S.L.M.	-	-	-	-	-	-	-	-	-	-	-	-	-	-	-	-
7-L.M.	-	-	-	-	-	-	-	-	-	-	-	-	-	-	-	-
8-S.G.O.	-	-	-	-	-	-	-	-	-	-	-	-	-	-	-	-
9-O.O.	-	-	-	-	-	-	-	-	-	-	-	-	-	-	-	-
Total.	-	-	-	-	-	-	-	-	-	-	-	-	-	-	-	-
Spotted:																
3-G.M.	-	-	-	-	1	259	1,374	261	64	8	-	-	-	-	1,967	.6
4-S.M.	-	-	-	3	308	8,262	11,719	1,090	150	5	-	-	-	-	21,537	6.5
5-M.	-	5	-	115	2,393	16,200	6,249	319	12	-	-	-	-	-	25,293	7.6
6-S.L.M.	-	16	-	351	2,753	3,574	598	17	-	-	-	-	-	-	7,309	2.2
7-L.M.	12	233	-	1,112	1,930	813	42	-	-	-	-	-	-	-	4,142	1.3
Total.	12	254	-	1,581	7,385	29,108	19,982	1,687	226	13	-	-	-	-	60,248	18.2
Tinged:																
3-G.M.	-	-	-	-	-	5	4	-	-	-	-	-	-	-	9	*
4-S.M.	-	-	-	-	17	134	51	5	-	-	-	-	-	-	207	.1
5-M.	-	2	-	47	315	524	79	-	-	-	-	-	-	-	967	.3
6-S.L.M.	1	35	-	311	884	219	12	-	-	-	-	-	-	-	1,462	.4
7-L.M.	36	605	-	1,216	694	80	3	-	-	-	-	-	-	-	2,634	.8
Total.	37	642	-	1,574	1,910	962	149	5	-	-	-	-	-	-	5,279	1.6
Gray:																
3-G.M.	-	-	-	-	-	-	7	1	-	-	-	-	-	-	8	*
4-S.M.	-	-	-	-	6	362	106	-	-	-	-	-	-	-	474	.1
5-M.	-	-	-	2	108	594	40	-	-	-	-	-	-	-	744	.2
6-S.L.M.	-	-	-	-	2	22	-	-	-	-	-	-	-	-	24	.1
Total.	-	-	-	2	116	978	153	1	-	-	-	-	-	-	1,250	.4
Below Grade	142	609	-	323	67	23	-	3	-	-	-	-	-	-	1,167	.4
All grades.	215	1,654	-	4,299	13,197	63,298	184,126	52,773	8,047	3,028	318	8	2	-	1/ 330,965	100.0
	Percent	Percent	Percent	Percent	Percent	Percent	Percent	Percent	Percent	Percent	Percent	Percent	Percent	Percent	Percent	
All grades.	0.1	0.5	-	1.3	4.0	19.1	55.7	15.9	2.4	0.9	0.1	*	*	-	100.0	

1/ As reported by the Bureau of the Census, running bales, linters excluded.

* Less than 0.05 percent.

Percentage rough preparation. 1.2
Grade index 97.9
Average staple length 32.9

© UPDATA 1981

Table 13.--Grade and staple length of upland cotton ginned in Arkansas, 1948-49

Grade	13/16 inch and shorter	7/8 inch	29/32 inch	15/16 inch	31/32 inch	1 inch	1-1/32 inches	1-1/16 inches	1-3/32 inches	1-1/8 inches	1-5/32 inches	1-3/16 inches	1-7/32 inches	1-1/4 inches and longer	All lengths	
	Bales	Bales	Bales	Bales	Bales	Bales	Bales	Bales	Bales	Bales	Bales	Bales	Bales	Bales	Bales	Percent
White:																
1-M.F.	-	-	-	-	-	-	-	-	-	-	-	-	-	-	-	-
2-S.G.M.	-	-	-	-	-	-	-	-	-	-	-	-	-	-	-	-
3-G.M.	-	11	9	60	220	264	217	187	78	-	-	-	-	-	1,046	0.1
4-S.M.	232	1,420	1,718	5,358	6,972	17,537	31,801	34,816	13,682	1,442	29	28	19	9	115,063	6.0
5-M.	669	4,893	6,220	17,317	25,881	83,846	215,791	286,453	96,383	8,009	213	211	313	170	746,399	38.8
6-S.L.M.	70	819	1,197	3,763	7,529	36,942	147,586	252,803	56,916	3,645	177	27	27	44	511,545	26.6
7-L.M.	18	319	226	3,573	3,359	20,636	44,049	38,201	4,364	352	19	18	-	-	115,134	6.0
8-S.G.O.	19	553	277	6,459	4,841	36,776	32,054	8,802	439	82	9	-	-	-	90,311	4.7
9-G.O.	-	328	121	5,936	1,159	17,508	8,023	1,071	44	-	-	-	-	-	34,190	1.8
Total	1,008	8,343	9,768	42,466	49,961	213,509	479,521	622,333	171,906	13,530	477	284	359	223	1,613,688	84.0
Spotted:																
3-G.M.	-	6	6	19	25	78	200	427	19	-	-	-	-	-	780	*
4-S.M.	6	237	208	556	781	2,904	8,816	8,399	1,129	120	9	19	18	-	23,202	1.2
5-M.	19	372	371	2,190	2,815	13,889	25,814	17,257	1,459	82	38	10	-	-	64,316	3.3
6-S.L.M.	76	568	441	5,891	5,664	25,047	29,111	11,377	532	26	-	-	-	-	78,733	4.1
7-L.M.	22	878	451	10,745	6,289	31,880	18,709	3,126	96	8	-	-	-	-	72,204	3.8
Total	123	2,061	1,477	19,401	15,574	73,798	82,650	40,586	3,235	236	47	29	18	-	239,235	12.4
Tinged:																
3-G.M.	-	9	-	10	-	-	9	17	-	-	-	-	-	-	45	*
4-S.M.	-	18	19	92	107	264	573	333	44	-	-	9	-	9	1,468	.1
5-M.	-	97	23	528	337	2,262	2,346	708	-	10	-	-	-	-	6,311	.3
6-S.L.M.	8	266	110	1,631	1,022	4,298	2,280	417	-	-	-	-	-	-	10,032	.5
7-L.M.	16	291	224	4,438	1,247	5,398	1,908	157	-	-	-	-	-	-	13,679	.7
Total	24	681	376	6,699	2,713	12,222	7,116	1,632	44	10	-	9	-	9	31,535	1.6
Yellow Stained:																
3-G.M.	-	-	-	-	-	-	-	-	-	-	-	-	-	-	-	-
4-S.M.	-	-	-	-	-	9	-	-	-	-	-	-	-	-	9	*
5-M.	-	18	-	18	-	98	39	-	-	-	-	-	-	-	173	*
Total	-	18	-	18	-	107	39	-	-	-	-	-	-	-	182	*
Gray:																
3-G.M.	-	-	-	-	9	19	74	119	-	-	-	-	-	-	221	*
4-S.M.	-	9	19	194	221	1,141	2,576	983	101	-	-	-	-	-	5,244	.3
5-M.	-	64	76	778	810	5,382	10,092	4,243	258	36	9	-	-	-	21,748	1.1
6-S.L.M.	-	-	-	-	9	76	36	36	-	9	-	-	-	-	166	*
Total	-	73	95	972	1,049	6,618	12,778	5,381	359	45	9	-	-	-	27,379	1.4
Below Grade	-	770	101	3,273	297	4,811	728	144	36	-	-	-	-	-	10,160	.6
All grades	1,155	11,946	11,817	72,829	69,594	311,065	582,832	670,076	175,580	13,821	533	322	377	232	1/ 1,922,179	100.0
	Percent	Percent	Percent	Percent	Percent	Percent	Percent	Percent	Percent	Percent	Percent	Percent	Percent	Percent	Percent	
All grades	.1	.6	.6	3.8	3.6	16.2	30.3	34.9	9.1	.7	*	*	*	*	100.0	

1/ As reported by the Bureau of the Census, running bales, linters excluded.
* Less than 0.05 percent.

Percentage rough preparation . . . 2.3
Grade index 93.4
Average staple length 33.1

© UPDATA 1981

Table 14.--Grade and staple length of upland cotton ginned in California, 1948-49

Grade	15/16 inch and shorter	7/8 inch	29/32 inch	15/16 inch	31/32 inch	1 inch	1-1/32 inches	1-1/16 inches	1-3/32 inches	1-1/8 inches	1-5/32 inches	1-3/16 inches	1-7/32 inches	1-1/4 inches and longer	All lengths	
	Bales	Bales	Bales	Bales	Bales	Bales	Bales	Bales	Bales	Bales	Bales	Bales	Bales	Bales	Bales	Percent
Extra White:																
3-G.M.	-	-	-	2	3	114	2,592	10,658	4,446	214	1	-	-	-	18,030	1.8
4-S.M.	-	-	-	45	185	3,436	88,017	254,678	65,719	1,511	2	-	-	-	411,593	42.8
5-M.	-	16	3	351	1,013	8,552	90,847	167,282	41,897	1,525	-	-	-	-	311,486	32.0
6-S.L.M.	-	51	33	1,401	2,927	9,804	28,268	35,171	6,811	214	-	-	-	-	84,680	8.7
7-L.M.	99	805	35	3,677	2,226	4,337	4,955	5,340	569	3	-	-	-	-	22,046	2.3
8-S.G.O.	346	1,717	67	4,624	1,368	2,313	870	425	32	-	-	-	-	-	11,762	1.2
9-G.O.	200	998	16	1,625	422	696	273	83	-	-	-	-	-	-	4,312	.4
Total	645	3,587	153	11,726	8,144	29,252	215,822	473,637	117,474	3,467	3	-	-	-	863,909	88.7
White:																
1-M.F.	-	-	-	-	-	-	-	-	-	-	-	-	-	-	-	-
2-S.G.M.	-	-	-	-	-	-	-	2	2	-	-	-	-	-	4	*
3-G.M.	-	-	-	-	-	-	-	-	-	-	-	-	-	-	-	-
4-S.M.	-	-	-	-	-	-	-	-	-	-	-	-	-	-	-	-
5-M.	-	-	-	-	-	-	25	3	-	-	-	-	-	-	28	*
6-S.L.M.	-	-	-	-	-	-	1	1	1	-	-	-	-	-	3	*
7-L.M.	-	-	-	-	-	2	-	-	-	-	-	-	-	-	2	*
8-S.G.O.	-	2	-	-	-	4	5	1	-	-	-	-	-	-	12	*
9-G.O.	-	-	-	1	1	-	1	-	-	-	-	-	-	-	3	*
Total	-	2	-	1	1	6	32	7	3	-	-	-	-	-	52	*
Spotted:																
3-G.M.	-	-	-	38	65	251	897	526	36	-	-	-	-	-	1,813	.2
4-S.M.	9	104	25	1,474	2,424	5,618	8,908	2,845	176	5	-	-	-	-	21,586	2.2
5-M.	88	793	88	3,556	3,331	4,115	3,133	1,342	268	3	-	-	-	-	16,717	1.7
6-S.L.M.	308	2,249	80	3,952	1,129	1,113	309	519	110	1	-	-	-	-	9,770	1.0
7-L.M.	1,392	6,291	114	8,184	1,197	903	113	95	9	-	-	-	-	-	18,298	1.9
Total	1,797	9,437	307	17,204	8,146	12,000	13,358	5,327	599	9	-	-	-	-	68,184	7.0
Tinged:																
3-G.M.	1	-	-	-	-	-	2	-	-	-	-	-	-	-	3	*
4-S.M.	-	8	1	8	8	2	3	-	-	-	-	-	-	-	30	*
5-M.	60	121	5	55	6	7	2	-	-	-	-	-	-	-	254	*
6-S.L.M.	103	197	-	88	8	2	-	-	-	-	-	-	-	-	396	.1
7-L.M.	61	139	1	64	2	3	-	-	-	-	-	-	-	-	270	*
Total	225	465	5	215	22	14	7	-	-	-	-	-	-	-	953	.1
Yellow Stained:																
3-G.M.	-	-	-	-	-	-	-	-	-	-	-	-	-	-	-	-
4-S.M.	-	-	-	-	-	-	-	-	-	-	-	-	-	-	-	-
5-M.	-	-	-	-	-	-	-	-	-	-	-	-	-	-	-	-
Total	-	-	-	-	-	-	-	-	-	-	-	-	-	-	-	-
Gray:																
3-G.M.	-	3	-	86	108	331	861	456	6	-	-	-	-	-	1,851	.2
4-S.M.	21	323	62	3,146	2,868	4,134	6,038	2,244	45	-	-	-	-	-	18,879	1.9
5-M.	59	694	98	2,974	2,422	2,842	2,764	888	26	-	-	-	-	-	12,767	1.3
6-S.L.M.	5	73	11	197	136	140	112	49	1	-	-	-	-	-	724	.1
Total	85	1,093	171	6,403	5,534	7,447	9,775	3,637	78	-	-	-	-	-	34,221	3.5
Below Grade	1,516	3,481	16	1,621	143	385	54	41	5	-	-	-	-	-	7,262	.7
All grades	4,268	18,065	652	37,169	21,990	49,104	239,048	482,649	118,159	3,476	3	-	-	-	1/ 974,581	100.0
	Percent	Percent	Percent	Percent	Percent	Percent	Percent	Percent	Percent	Percent	Percent	Percent	Percent	Percent	Percent	
All grades	0.4	1.9	0.1	3.8	2.3	5.0	24.5	49.5	12.1	0.4	*	-	-	-	100.0	

1/ As reported by the Bureau of the Census, running bales, linters excluded.

* Less than 0.05 percent.

Percentage rough preparation . . 0.6
Grade index. 99.0
Average staple length. 33.4

© UPDATA 1981

Table 15.--Grade and staple length of upland cotton ginned in Florida, 1948-49

Grade	13/16 inch and shorter	7/8 inch	29/32 inch	15/16 inch	31/32 inch	1 inch	1-1/32 inches	1-1/16 inches	1-3/32 inches	1-1/8 inches	1-5/32 inches	1-3/16 inches	1-7/32 inches	1-1/4 inches and longer	All lengths	
	Bales	Bales	Bales	Bales	Bales	Bales	Bales	Bales	Bales	Bales	Bales	Bales	Bales	Bales	Bales	Percent
White:																
1-M.F.	-	-	-	-	-	-	-	-	-	-	-	-	-	-	-	-
2-S.G.M.	-	-	-	-	-	-	-	-	-	-	-	-	-	-	-	-
3-G.M.	-	-	-	-	-	-	-	-	-	-	-	-	-	-	-	-
4-S.M.	-	-	-	-	29	148	99	70	1	1	-	-	-	-	348	4.5
5-M.	-	10	-	59	203	793	1,263	573	1	1	-	-	-	-	2,903	37.4
6-S.L.M.	-	6	-	27	73	743	1,689	606	37	-	-	-	-	65	3,246	41.8
7-L.M.	-	-	-	26	49	120	334	170	16	-	-	-	-	12	727	9.4
8-S.G.O.	-	-	-	-	-	29	61	17	-	-	-	-	-	-	127	1.6
9-G.O.	-	-	-	-	-	12	26	5	-	-	-	-	-	-	43	.6
Total.	-	16	-	112	354	1,845	3,492	1,441	55	2	-	-	-	77	7,394	95.3
Spotted:																
3-G.M.	-	-	-	-	-	-	-	-	-	-	-	-	-	-	-	-
4-S.M.	-	-	-	10	24	62	44	18	-	-	-	-	-	-	158	2.0
5-M.	-	-	-	20	10	19	38	16	-	-	-	-	-	58	161	2.1
6-S.L.M.	-	-	-	-	-	7	-	10	-	-	-	-	-	3	20	.3
7-L.M.	-	-	-	-	-	-	-	-	-	-	-	-	-	-	-	-
Total.	-	-	-	30	34	88	82	44	-	-	-	-	-	61	339	4.4
Gray:																
3-G.M.	-	-	-	-	-	-	-	-	-	-	-	-	-	-	-	-
4-S.M.	-	-	-	-	-	-	-	-	-	-	-	-	-	-	-	-
5-M.	-	-	-	-	-	10	-	8	-	-	-	-	-	-	18	.2
6-S.L.M.	-	-	-	-	-	-	-	-	-	-	-	-	-	-	-	-
Total.	-	-	-	-	-	10	-	8	-	-	-	-	-	-	18	.2
Below Grade	-	-	-	-	-	10	-	-	-	-	-	-	-	-	10	.1
All grades.	-	16	-	142	388	1,953	3,574	1,493	55	2	-	-	-	138	1/ 7,761	100.0
	Percent	Percent	Percent	Percent	Percent	Percent	Percent	Percent	Percent	Percent	Percent	Percent	Percent	Percent	Percent	
All grades.	-	0.2	-	1.8	5.0	25.3	46.2	19.0	0.7	*	-	-	-	1.8	100.0	

1/ As reported by the Bureau of the Census, running bales, linters excluded.

Percentage rough preparation 17.6
Grade index. 95.4
Average staple length. 33.0

© UPDATA 1981

Table 16.— Grade and staple length of upland cotton ginned in Georgia, 1948-49

Grade	13/16 inch and shorter	7/8 inch	29/32 inch	15/16 inch	31/32 inch	1 inch	1-1/32 inches	1-1/16 inches	1-3/32 inches	1-1/8 inches	1-5/32 inches	1-3/16 inches	1-7/32 inches	1-1/4 inches and longer	All lengths	
	Bales	Bales	Bales	Bales	Bales	Bales	Bales	Bales	Bales	Bales	Bales	Bales	Bales	Bales	Bales	Percent
White:																
1-M.F.	-	-	-	-	-	-	-	-	-	-	-	-	-	-	-	-
2-S.G.M.	-	-	-	-	-	-	-	-	-	-	-	-	-	-	-	-
3-G.M.	-	54	23	325	895	894	781	215	8	-	-	-	-	-	3,193	0.4
4-S.M.	27	216	327	2,332	7,626	17,145	14,340	3,852	187	18	-	-	-	10	46,980	6.2
5-M.	35	257	291	3,892	12,824	71,105	105,033	35,746	2,061	123	6	-	-	100	231,475	31.0
6-S.L.M.	73	259	356	5,224	16,842	98,691	122,495	32,375	1,609	69	6	8	-	80	277,977	37.2
7-L.M.	7	156	257	2,786	9,830	38,588	21,951	4,144	114	-	-	-	-	-	77,833	10.4
8-S.G.O.	-	80	35	906	1,483	5,098	1,206	134	34	-	-	-	-	-	8,976	1.2
9-G.O.	-	7	16	168	70	299	49	35	-	-	-	-	-	-	644	.1
Total.	142	1,029	1,305	15,631	49,470	231,720	265,845	76,503	4,013	210	12	8	-	190	646,078	86.5
Spotted:																
3-G.M.	-	-	-	7	55	114	69	44	-	-	-	-	-	-	289	*
4-S.M.	-	53	54	687	1,787	12,109	20,014	7,340	286	12	-	-	-	-	42,322	5.7
5-M.	25	78	52	940	2,877	16,429	16,352	3,517	130	-	-	-	-	10	40,410	5.4
6-S.L.M.	-	72	48	381	696	3,253	2,402	400	-	-	-	-	-	-	7,252	1.0
7-L.M.	-	75	-	182	204	1,392	178	33	-	-	-	-	-	-	2,084	.3
Total.	25	278	154	2,197	5,599	33,297	39,015	11,334	416	12	-	-	-	10	92,337	12.4
Tinged:																
3-G.M.	-	-	-	-	6	12	7	12	-	-	-	-	-	-	37	*
4-S.M.	-	22	-	43	96	447	343	72	-	-	-	-	-	-	1,022	*
5-M.	-	-	-	81	113	703	357	34	-	-	-	-	-	-	1,288	.3
6-S.L.M.	-	20	-	269	237	1,020	214	49	-	-	-	-	-	-	1,799	.3
7-L.M.	20	68	14	232	109	540	27	-	-	-	-	-	-	-	1,010	.1
Total.	20	110	14	615	560	2,722	948	167	-	-	-	-	-	-	5,156	.7
Yellow Stained:																
3-G.M.	-	-	-	-	-	-	-	-	-	-	-	-	-	-	-	-
4-S.M.	-	-	-	-	-	21	-	-	-	-	-	-	-	-	21	*
5-M.	-	-	-	-	7	27	-	-	-	-	-	-	-	-	34	*
Total.	-	-	-	-	7	48	-	-	-	-	-	-	-	-	55	*
Gray:																
3-G.M.	-	-	-	-	-	-	-	-	-	-	-	-	-	-	-	-
4-S.M.	-	8	8	52	186	535	265	20	-	-	-	-	-	-	1,073	.1
5-M.	8	-	-	182	304	575	207	-	-	-	-	-	-	-	1,276	.2
6-S.L.M.	-	-	-	-	-	-	-	-	-	-	-	-	-	-	-	-
Total.	8	8	8	234	489	1,110	472	20	-	-	-	-	-	-	2,349	.3
Below Grade	75	238	41	201	14	74	-	-	-	-	-	-	-	-	643	.1
All grades.	270	1,663	1,522	18,878	56,139	268,971	306,280	88,024	4,429	222	12	8	-	200	1/ 746,618	100.0
	Percent	Percent	Percent	Percent	Percent	Percent	Percent	Percent	Percent	Percent	Percent	Percent	Percent	Percent	Percent	
All grades	*	0.2	0.2	2.5	7.5	36.1	41.1	11.8	0.6	*	*	*	-	*	100.0	

1/ As reported by the Bureau of the Census, running bales, linters excluded.
* Less than 0.05 percent.

Percentage rough preparation 6.6
Grade index. 95.3
Average staple length. 32.5

© UPDATA 1981

8746446 O - 4

Table 17.--Grade and staple length of upland cotton ginned in Illinois, 1948-49

Grade	13/16 inch and shorter	7/8 inch	29/32 inch	15/16 inch	31/32 inch	1 inch	1-1/32 inches	1-1/16 inches	1-3/32 inches	1-1/8 inches	1-5/32 inches	1-3/16 inches	1-7/32 inches	1-1/4 inches and longer	All lengths	
	Bales	Bales	Bales	Bales	Bales	Bales	Bales	Bales	Bales	Bales	Bales	Bales	Bales	Bales	Bales	Percent
White:																
1-M.F.	-	-	-	-	-	-	-	-	-	-	-	-	-	-	-	-
2-S.G.M.	-	-	-	-	-	-	-	-	-	-	-	-	-	-	-	-
3-G.M.	-	-	-	-	-	3	-	-	-	-	-	-	-	-	3	0.1
4-S.M.	-	-	3	-	-	-	6	48	17	-	-	-	-	-	74	2.8
5-M.	-	-	3	-	8	43	261	533	85	5	-	-	-	-	938	36.1
6-S.L.M.	-	-	-	-	3	16	78	139	33	-	-	-	-	-	269	10.4
7-L.M.	-	-	-	-	-	-	-	3	2	-	-	-	-	-	5	.2
8-S.G.O.	-	-	-	-	-	-	-	-	-	-	-	-	-	-	-	-
9-G.O.	-	-	-	3	-	-	-	-	-	-	-	-	-	-	3	.2
Total.	-	-	6	3	11	62	345	723	137	5	-	-	-	-	1,292	49.8
Spotted:																
3-G.M.	-	-	-	-	-	-	3	8	3	-	-	-	-	-	14	.5
4-S.M.	-	-	-	-	-	23	156	177	5	-	-	-	-	-	351	13.5
5-M.	-	-	-	3	-	14	36	21	3	-	-	-	-	-	77	3.0
6-S.L.M.	-	-	-	12	-	16	1	-	-	-	-	-	-	-	29	1.1
7-L.M.	-	-	1	33	3	29	3	-	-	-	-	-	-	-	69	2.6
Total.	-	-	1	48	3	72	199	206	11	-	-	-	-	-	549	20.7
Tinged:																
3-G.M.	-	-	-	-	-	-	3	10	3	-	-	-	-	-	16	.6
4-S.M.	-	-	-	6	3	52	55	16	-	-	-	-	-	-	132	5.1
5-M.	-	-	-	14	13	55	18	17	-	-	-	-	-	-	117	4.5
6-S.L.M.	-	3	7	49	23	42	5	3	-	-	-	-	-	-	132	5.1
7-L.M.	-	41	7	144	14	47	3	-	-	-	-	-	-	-	256	9.9
Total.	-	44	14	213	53	196	84	46	3	-	-	-	-	-	653	25.2
Yellow Stained:																
3-G.M.	-	-	-	-	-	-	-	-	-	-	-	-	-	-	-	-
4-S.M.	-	-	-	-	-	-	-	3	-	-	-	-	-	-	3	.1
5-M.	-	1	1	22	4	16	-	-	-	-	-	-	-	-	44	1.7
Total.	-	1	1	22	4	16	-	3	-	-	-	-	-	-	47	1.8
Below Grade	-	10	3	24	-	25	3	-	-	-	-	-	-	-	65	2.5
All grades	-	55	25	310	71	371	631	978	151	5	-	-	-	-	1/ 2,597	100.0
	Percent	Percent	Percent	Percent	Percent	Percent	Percent	Percent	Percent	Percent	Percent	Percent	Percent	Percent	Percent	
All grades	-	2.1	1.0	11.9	2.7	14.3	24.3	37.7	5.8	.2	-	-	-	-	100.0	

1/ As reported by the Bureau of the Census, running bales, linters excluded.
* Less than 0.05 percent.

Percentage rough preparation 1.5
Grade index. 91.0
Average staple length. 32.8

© UPDATA 1981

Table 18.-Grade and staple length of upland cotton ginned in Kentucky, 1948-49

Grade	13/16 inch and shorter	7/8 inch	29/32 inch	15/16 inch	31/32 inch	1 inch	1-1/32 inches	1-1/16 inches	1-3/32 inches	1-1/8 inches	1-5/32 inches	1-3/16 inches	1-7/32 inches	1-1/4 inches and longer	All lengths	
	Bales	Bales	Bales	Bales	Bales	Bales	Bales	Bales	Bales	Bales	Bales	Bales	Bales	Bales	Bales	Percent
White:																
1-M.F.	-	-	-	-	-	-	-	-	-	-	-	-	-	-	-	-
2-S.G.M.	-	-	-	-	-	-	-	-	-	-	-	-	-	-	-	-
3-G.M.	-	-	-	-	-	-	-	-	-	-	-	-	-	-	-	-
4-S.M.	-	-	-	-	-	-	-	-	-	-	-	-	-	-	-	-
5-M.	-	-	-	-	-	19	233	907	368	-	-	-	-	-	1,527	14.6
6-S.L.M.	-	-	-	-	37	93	792	3,388	1,114	-	-	-	-	-	5,424	51.8
7-L.M.	-	-	-	-	-	70	461	444	15	-	-	-	-	-	990	9.4
8-S.G.O.	-	-	-	-	-	112	411	39	-	-	-	-	-	-	562	5.4
9-G.O.	-	-	-	105	-	161	145	-	-	-	-	-	-	-	411	3.9
Total.	-	-	-	105	37	455	2,042	4,778	1,497	-	-	-	-	-	8,914	85.1
Spotted:																
3-G.M.	-	-	-	-	-	-	-	-	-	-	-	-	-	-	-	-
4-S.M.	-	-	-	-	-	-	-	-	-	-	-	-	-	-	-	-
5-M.	-	-	-	-	-	-	-	23	19	-	-	-	-	-	42	.4
6-S.L.M.	-	-	-	-	-	23	71	31	-	-	-	-	-	-	125	1.2
7-L.M.	-	-	-	35	-	24	348	61	-	-	-	-	-	-	528	5.0
Total.	-	-	-	35	-	107	419	115	19	-	-	-	-	-	695	6.6
Tinged:																
3-G.M.	-	-	-	-	-	-	-	-	-	-	-	-	-	-	-	-
4-S.M.	-	-	-	-	-	-	-	-	-	-	-	-	-	-	-	-
5-M.	-	-	-	-	-	-	-	-	-	-	-	-	-	-	-	-
6-S.L.M.	-	-	-	-	-	-	-	-	-	-	-	-	-	-	-	-
7-L.M.	-	52	-	-	-	-	-	-	-	-	-	-	-	-	52	.5
Total.	-	52	-	-	-	-	-	-	-	-	-	-	-	-	52	.5
Below Grade	-	-	-	451	-	366	-	-	-	-	-	-	-	-	817	7.8
All Grades.	-	52	-	591	37	928	2,461	4,893	1,516	-	-	-	-	-	1/10,478	100.0
	Percent	Percent	Percent	Percent	Percent	Percent	Percent	Percent	Percent	Percent	Percent	Percent	Percent	Percent	Percent	
All Grades.	-	.5	-	5.6	.4	8.9	23.5	46.6	14.5	-	-	-	-	-	100.0	

1/As reported by the Bureau of the Census, running bales, linters excluded.

Percentage rough preparation. . . 0.6
Grade index 88.2
Average staple length 33.5

© UPDATA 1981

Table 19.— Grade and staple length of upland cotton ginned in Louisiana, 1948-49

Grade	13/16 inch and shorter	7/8 inch	29/32 inch	15/16 inch	31/32 inch	1 inch	1-1/32 inches	1-1/16 inches	1-3/32 inches	1-1/8 inches	1-5/32 inches	1-3/16 inches	1-7/32 inches	1-1/4 inches and longer	All lengths	
	Bales	Bales	Bales	Bales	Bales	Bales	Bales	Bales	Bales	Bales	Bales	Bales	Bales	Bales	Bales	Percent
White:																
1-M.F.	-	-	-	-	-	-	-	-	-	-	-	-	-	-	-	-
2-S.G.M.	-	-	-	-	-	-	-	-	-	-	-	-	-	-	-	-
3-G.M.	-	10	-	-	18	233	555	1,106	478	22	-	-	-	8	2,430	0.3
4-S.M.	164	407	387	997	1,549	11,666	38,749	83,036	28,103	2,351	79	25	-	-	167,513	22.9
5-M.	295	1,152	872	3,948	5,012	29,269	106,875	153,268	46,128	3,333	26	88	40	11	350,317	47.8
6-S.L.M.	27	315	461	1,703	1,755	19,186	68,161	45,394	9,069	600	65	43	-	10	146,789	20.0
7-L.M.	10	30	15	234	467	5,605	20,607	16,400	5,645	92	-	-	-	-	49,105	6.7
8-S.G.O.	-	-	-	10	91	806	3,469	5,099	748	-	-	-	-	-	10,223	1.4
9-G.O.	-	-	-	-	-	60	250	202	102	-	-	-	-	-	614	.1
Total.	496	1,914	1,735	6,892	8,892	66,825	238,666	304,505	90,273	6,398	170	156	40	29	726,991	99.2
Spotted:																
3-G.M.	-	-	10	-	-	-	-	-	-	-	-	-	-	-	10	*
4-S.M.	-	-	-	-	-	70	294	292	39	-	-	-	-	-	695	.1
5-M.	-	7	7	33	196	441	1,004	370	73	-	-	-	-	-	2,131	.3
6-S.L.M.	-	8	-	22	244	219	784	260	42	6	-	-	-	-	1,585	.2
7-L.M.	-	-	16	-	32	110	443	86	15	-	-	-	-	-	702	.1
Total.	-	15	33	55	472	840	2,525	1,008	169	6	-	-	-	-	5,123	.7
Tinged:																
3-G.M.	-	-	-	-	-	-	-	-	-	-	-	-	-	-	-	-
4-S.M.	-	-	-	-	-	-	-	-	-	-	-	-	-	-	-	-
5-M.	-	-	-	-	-	-	-	-	-	-	-	-	-	-	-	-
6-S.L.M.	-	-	-	-	-	-	15	-	-	-	-	-	-	-	15	*
7-L.M.	-	-	-	-	-	-	-	-	-	-	-	-	-	-	-	-
Total.	-	-	-	-	-	-	15	-	-	-	-	-	-	-	15	*
Gray:																
3-G.M.	-	-	-	-	-	-	11	-	-	-	-	-	-	-	11	*
4-S.M.	-	-	-	-	-	8	15	-	-	-	-	-	-	-	23	*
5-M.	-	-	-	-	15	98	146	117	75	-	-	-	-	-	451	.1
6-S.L.M.	-	-	-	-	-	-	-	-	-	-	-	-	-	-	-	-
Total.	-	-	-	-	15	106	172	117	75	-	-	-	-	-	485	.1
Below Grade	-	-	-	-	-	32	26	22	-	-	-	-	-	-	80	*
All grades.	496	1,929	1,768	6,947	9,379	67,603	241,404	305,652	90,517	6,404	170	156	40	29	1/732,694	100.0
	Percent	Percent	Percent	Percent	Percent	Percent	Percent	Percent	Percent	Percent	Percent	Percent	Percent	Percent	Percent	
All grades.	0.1	0.3	0.2	0.9	1.3	9.3	32.9	41.7	12.4	0.9	*	*	*	*	100.0	

1/ As reported by the Bureau of the Census, running bales, linters excluded.

* Less than 0.05 percent.

Percentage rough preparation. . . . 2.3
Grade index 98.3
Average staple length 33.5

© UPDATA 1981

Table 20.--Grade and staple length of upland cotton ginned in Mississippi, 1948-49

Grade	13/16 inch and shorter	7/8 inch	29/32 inch	15/16 inch	31/32 inch	1 inch	1-1/32 inches	1-1/16 inches	1-3/32 inches	1-1/8 inches	1-5/32 inches	1-3/16 inches	1-7/32 inches	1-1/4 inches and longer	All lengths	
	Bales	Bales	Bales	Bales	Bales	Bales	Bales	Bales	Bales	Bales	Bales	Bales	Bales	Bales	Bales	Percent
White:																
1-M.F.	-	-	-	-	-	-	-	-	-	-	-	-	-	-	-	-
2-S.G.M.	-	-	-	-	-	-	-	-	-	-	-	-	-	-	-	-
3-G.M.	-	-	-	-	8	12	177	500	220	51	-	-	-	-	960	*
4-S.M.	25	348	161	670	730	6,731	24,907	57,906	45,407	6,782	380	103	38	124	144,611	6.3
5-M.	35	697	617	3,889	4,343	46,500	209,523	434,197	312,812	50,206	4,283	704	93	716	1,067,572	46.6
6-S.L.M.	23	157	185	1,856	4,694	43,435	149,741	279,068	190,765	17,532	1,748	260	20	216	679,696	29.7
7-L.M.	-	19	11	459	688	8,089	16,273	87,118	43,121	1,964	165	52	-	22	155,880	6.8
8-S.G.C.	-	19	-	404	113	2,743	12,460	50,283	9,314	353	43	17	17	-	75,856	3.3
9-G.C.	-	32	-	439	38	1,256	7,871	8,400	778	6	-	-	-	-	19,301	.8
Total.	85	1,203	962	7,107	10,614	130,745	421,052	917,900	592,417	76,774	6,619	1,136	166	1,080	2,143,866	93.5
Spotted:																
3-G.M.	-	-	-	8	10	88	422	518	201	6	-	-	-	-	1,253	.1
4-S.M.	-	19	8	194	156	2,012	6,261	8,933	3,322	102	25	-	-	-	21,032	.9
5-M.	-	40	-	419	333	2,633	6,444	15,083	8,036	379	49	-	-	-	33,416	1.5
6-S.L.M.	-	29	-	366	207	2,485	4,286	19,847	4,320	178	95	-	-	-	31,903	1.4
7-L.M.	-	29	38	1,045	260	3,600	8,118	19,629	1,496	8	12	-	-	-	34,235	1.4
Total.	-	117	46	2,032	1,056	10,818	25,531	64,010	17,375	673	181	-	-	-	121,839	5.3
Tinged:																
3-G.M.	-	-	-	-	-	20	48	34	16	-	-	-	-	-	118	*
4-S.M.	-	-	-	61	31	369	580	408	60	10	-	-	-	-	1,519	.1
5-M.	-	-	-	122	63	837	921	462	23	-	-	-	-	-	2,428	.1
6-S.L.M.	-	19	-	118	127	710	918	591	25	4	-	-	-	-	2,512	.1
7-L.M.	-	38	-	843	90	1,267	1,877	1,241	122	-	-	-	-	-	5,478	.2
Total.	-	57	-	1,144	311	3,203	4,344	2,736	246	14	-	-	-	-	12,055	.5
Yellow Stained:																
3-G.M.	-	-	-	-	-	-	-	-	-	-	-	-	-	-	-	-
4-S.M.	-	-	-	-	-	-	-	-	-	-	-	-	-	-	-	-
5-M.	-	-	-	-	-	-	19	51	-	-	-	-	-	-	70	*
Total.	-	-	-	-	-	-	19	51	-	-	-	-	-	-	70	*
Gray:																
3-G.M.	-	-	-	-	-	10	-	-	-	-	-	-	-	-	10	*
4-S.M.	-	-	-	-	-	21	102	352	131	-	-	-	-	-	606	*
5-M.	-	-	-	-	-	100	565	7,431	1,613	34	-	17	-	-	9,760	.5
6-S.L.M.	-	-	-	-	-	11	267	187	138	-	6	-	-	-	609	*
Total.	-	-	-	-	-	142	934	7,970	1,882	34	6	17	-	-	10,985	.5
Below Grade	-	33	-	1,068	38	760	1,063	515	37	-	-	-	-	-	3,514	.2
All grades	85	1,410	1,012	11,351	12,019	121,668	452,943	993,184	611,957	77,515	6,806	1,153	166	1,080 1/	2,292,349	100.0
	Percent	Percent	Percent	Percent	Percent	Percent	Percent	Percent	Percent	Percent	Percent	Percent	Percent	Percent	Percent	
All grades	*	0.1	*	0.5	0.5	5.3	19.8	43.3	26.7	3.4	0.3	0.1	*	*	100.0	

1/ As reported by the Bureau of the Census, running bales, linters excluded.

* Less than 0.05 percent.

Percentage rough preparation . . . 2.6
Grade index. 95.4
Average staple length. 34.0

© UPDATA 1981

Table 21.--Grade and staple length of upland cotton ginned in Missouri, 1948-49

Grade	13/16 inch and shorter	7/8 inch	29/32 inch	15/16 inch	31/32 inch	1 inch	1-1/32 inches	1-1/16 inches	1-3/32 inches	1-1/8 inches	1-5/32 inches	1-3/16 inches	1-7/32 inches	1-1/4 inches and longer	All lengths	
	Bales	Bales	Bales	Bales	Bales	Bales	Bales	Bales	Bales	Bales	Bales	Bales	Bales	Bales	Bales	Percent
White:																
1-M.F.	-	-	-	-	-	-	-	-	-	-	-	-	-	-	-	-
2-S.G.M.	-	-	-	-	-	-	-	-	-	-	-	-	-	-	-	-
3-G.M.	-	-	-	-	-	-	-	-	-	-	-	-	-	-	-	-
4-S.M.	-	10	9	-	-	151	1,021	7,000	5,671	85	-	-	-	-	13,947	2.7
5-M.	10	98	39	267	49	2,418	17,828	110,692	41,340	1,534	10	-	-	-	174,285	34.2
6-S.L.M.	10	78	67	290	49	2,583	17,436	103,373	20,118	702	-	-	-	-	144,695	28.3
7-L.M.	-	29	-	135	84	1,983	10,297	5,290	501	-	-	-	-	-	18,119	3.5
8-S.G.O.	-	56	8	2,809	1,607	11,072	39,164	4,222	30	-	-	-	-	-	58,968	11.5
9-G.O.	-	60	8	622	143	1,999	4,986	608	11	-	-	-	-	-	8,437	1.6
Total	20	331	121	4,123	1,932	20,206	90,731	231,185	67,471	2,321	10	-	-	-	418,451	81.8
Spotted:																
3-G.M.	-	-	-	-	-	-	10	46	-	-	-	-	-	-	56	*
4-S.M.	-	48	-	10	-	257	754	2,531	100	-	-	-	-	-	3,680	.7
5-M.	-	19	19	76	48	368	2,644	6,523	307	10	-	-	-	-	10,014	2.0
6-S.L.M.	-	48	-	375	244	5,495	12,694	5,200	101	22	-	-	-	-	24,179	4.7
7-L.M.	-	388	8	6,001	2,187	10,733	18,468	2,730	19	-	-	-	-	-	40,534	7.9
Total	-	503	27	6,462	2,479	16,853	34,570	17,030	527	32	-	-	-	-	78,463	15.3
Tinged:																
3-G.M.	-	-	-	-	-	-	-	-	-	-	-	-	-	-	-	-
4-S.M.	-	-	-	-	-	19	19	39	-	-	-	-	-	-	77	*
5-M.	-	11	-	-	-	30	186	29	-	-	-	-	-	-	256	.1
6-S.L.M.	-	18	-	251	202	734	1,390	42	-	-	-	-	-	-	2,637	.5
7-L.M.		846	19	1,304	272	2,209	2,241	19	-	-	-	-	-	-	6,910	1.4
Total	-	875	19	1,555	474	2,992	3,836	129	-	-	-	-	-	-	9,880	2.0
Gray:																
3-G.M.	-	-	-	-	-	-	10	-	-	-	-	-	-	-	10	*
4-S.M.	-	-	-	-	-	64	150	201	-	-	-	-	-	-	415	.1
5-M.	-	-	-	-	11	112	341	308	-	-	-	-	-	-	772	.1
6-S.L.M.	-	-	-	-	-	-	-	8	-	-	-	-	-	-	8	*
Total	-	-	-	-	11	176	501	517	-	-	-	-	-	-	1,206	.2
Below Grade	8	303	-	400	17	1,277	1,515	238	-	-	-	-	-	-	3,758	.7
All grades	28	2,012	167	12,540	4,913	41,484	131,153	249,099	67,998	2,353	10	-	-	-	1/ 511,757	100.0
	Percent	Percent	Percent	Percent	Percent	Percent	Percent	Percent	Percent	Percent	Percent	Percent	Percent	Percent	Percent	
All grades	*	0.4	*	2.5	1.0	8.1	25.6	48.6	13.3	0.5	*	-	-	-	100.0	

1/ As reported by the Bureau of the Census, running bales, linters excluded.
* Less than 0.05 percent.

Percentage rough preparation 4.3
Grade index 90.8
Average staple length 33.6

© UPDATA 1981

Table 22. --Grade and staple length of upland cotton ginned in New Mexico, 1948-49

Grade	13/16 inch and shorter	7/8 inch	29/32 inch	15/16 inch	31/32 inch	1 inch	1-1/32 inches	1-1/16 inches	1-3/32 inches	1-1/8 inches	1-5/32 inches	1-3/16 inches	1-7/32 inches	1-1/4 inches and longer	All lengths	
	Bales	Bales	Bales	Bales	Bales	Bales	Bales	Bales	Bales	Bales	Bales	Bales	Bales	Bales	Bales	Percent
Extra White:																
3-G.M.	-	-	-	.	-	3	10	380	8,811	10,853	1,120	771	605	285	22,838	10.2
4-S.M.	-	10	-	26	2	20	100	3,985	56,632	45,760	4,405	723	478	588	112,729	50.2
5-M.	-	6	1	26	16	56	455	7,636	32,581	13,286	1,182	191	61	104	55,601	24.7
6-S.L.M.	3	24	15	62	42	199	794	4,626	6,340	1,482	112	28	5	2	13,734	6.1
7-L.M.	24	25	5	205	40	368	511	778	319	22	4	-	-	-	2,301	1.0
8-S.G.O.	40	87	1	215	3	132	76	37	6	-	-	-	-	-	597	.3
9-G.O.	27	112	-	76	2	19	2	2	-	-	-	-	-	-	240	.1
Total.	94	264	22	610	105	797	1,948	17,444	104,689	71,403	6,823	1,713	1,149	979	208,040	92.6
White:																
1-M.F.	-	-	-	-	-	-	-	-	-	-	-	-	-	-	-	-
2-S.G.M.	-	-	-	-	-	-	-	1	-	-	-	-	-	-	1	*
3-G.M.	-	-	-	-	1	-	-	-	-	-	-	-	-	-	1	*
4-S.M.	-	16	1	46	6	10	1	-	2	-	-	-	-	-	82	*
5-M.	9	38	18	68	28	52	23	4	4	-	-	-	-	-	244	.2
6-S.L.M.	16	32	11	11	2	8	4	6	-	-	-	-	-	-	90	*
7-L.M.	13	11	2	-	-	4	1	2	-	-	-	-	-	-	33	*
8-S.G.O.	6	5	-	-	-	1	-	-	-	-	-	-	-	-	12	*
9-G.O.	1	-	-	-	-	1	-	-	-	-	-	-	-	-	2	*
Total.	45	102	32	125	37	76	29	13	6	-	-	-	-	-	465	.2
Spotted:																
3-G.M.	18	76	23	55	8	26	30	105	168	18	-	-	-	-	527	.2
4-S.M.	162	439	157	270	73	147	244	707	719	42	6	2	-	-	2,968	1.3
5-M.	399	460	139	231	47	305	410	1,042	324	8	3	1	-	-	3,369	1.5
6-S.L.M.	470	209	53	921	21	909	743	409	55	1	-	-	-	-	3,791	1.7
7-L.M.	456	776	10	1,276	16	389	107	13	3	-	-	-	-	58	3,104	1.4
Total.	1,505	1,960	382	2,753	165	1,776	1,534	2,276	1,269	69	9	3	-	58	13,759	6.1
Tinged:																
3-G.M.	-	-	-	-	-	-	-	-	-	-	-	-	-	-	-	-
4-S.M.	-	1	-	4	-	2	1	-	-	-	-	-	-	-	8	*
5-M.	19	18	-	51	-	11	3	-	-	-	-	-	-	-	102	*
6-S.L.M.	27	129	-	103	-	14	-	-	-	-	-	-	-	-	273	.1
7-L.M.	41	238	-	96	-	8	-	-	-	-	-	-	-	-	383	.2
Total.	87	386	-	254	-	35	4	-	-	-	-	-	-	-	766	.3
Yellow Stained:																
3-G.M.	-	-	-	-	-	-	-	-	-	-	-	-	-	-	-	-
4-S.M.	1	-	-	-	-	-	-	-	-	-	-	-	-	-	1	*
5-M.	2	-	-	-	-	-	-	-	-	-	-	-	-	-	2	*
Total.	3	-	-	-	-	-	-	-	-	-	-	-	-	-	3	*
Gray:																
3-G.M.	-	-	-	1	1	2	4	24	42	10	-	-	-	-	84	*
4-S.M.	3	3	2	10	5	36	74	132	30	1	1	-	-	-	297	.1
5-M.	30	5	7	84	21	133	134	174	11	-	-	-	-	-	599	.3
6-S.L.M.	-	-	-	-	-	-	-	-	-	-	-	-	-	-	-	-
Total.	33	8	9	95	27	171	212	330	83	11	1	-	-	-	980	.4
Below Grade.	161	636	-	165	-	7	-	-	-	-	-	-	-	-	969	.4
All Grades	1,925	3,356	445	4,002	334	2,862	3,727	20,063	106,047	71,483	6,833	1,716	1,149	1,037	1/224,982	100.0
	Percent	Percent	Percent	Percent	Percent	Percent	Percent	Percent	Percent	Percent	Percent	Percent	Percent	Percent	Percent	
All Grades	0.9	1.5	0.2	1.8	0.1	1.3	1.7	8.9	47.0	31.8	3.0	0.8	0.5	0.5	100.0	

1/As reported by the Bureau of the Census, running bales, linters excluded.

* Less than 0.05 percent.

Percentage rough preparation 0.6
Grade index 100.8
Average Staple length 35.0

© UPDATA 1981

Table 23. --Grade and staple length of upland cotton ginned in North Carolina, 1948-49

Grade	15/16 inch and shorter	7/8 inch	29/32 inch	15/16 inch	31/32 inch	1 inch	1-1/32 inches	1-1/16 inches	1-3/32 inches	1-1/8 inches	1-5/32 inches	1-3/16 inches	1-7/32 inches	1-1/4 inches and longer	All lengths	
	Bales	Bales	Bales	Bales	Bales	Bales	Bales	Bales	Bales	Bales	Bales	Bales	Bales	Bales	Bales	Percent
White:																
1-M.F.	-	-	-	-	-	-	-	-	-	-	-	-	-	-	-	-
2-S.G.M.	-	-	-	-	-	-	-	-	-	-	-	-	-	-	-	-
3-G.M.	-	-	-	22	-	43	263	209	91	49	18	-	8	-	703	0.1
4-S.M.	-	7	-	136	204	1,370	6,708	7,768	3,231	600	16	16	8	21	19,985	2.9
5-M.	32	68	24	218	2,140	16,032	72,551	63,485	14,634	1,643	184	18	22	33	170,874	24.6
6-S.L.M.	-	45	24	359	3,196	31,206	132,901	78,584	12,700	869	52	20	11	63	260,029	37.3
7-L.M.	-	48	12	992	3,852	47,604	91,535	24,069	1,669	194	11	-	-	-	169,786	24.4
8-S.G.O.	-	89	12	750	1,046	10,759	7,278	1,328	185	8	11	-	-	-	21,464	3.1
9-G.O.	-	12	-	293	239	1,175	210	85	27	-	-	-	-	-	2,039	.2
Total.	32	269	72	2,770	10,677	108,088	311,446	175,526	32,335	3,163	292	54	49	117	644,880	92.6
Spotted:																
3-G.M.	-	-	-	-	38	193	169	54	-	-	-	-	-	-	454	.1
4-S.M.	14	62	10	183	483	1,924	3,288	776	100	-	-	-	-	-	6,840	1.0
5-M.	24	168	48	642	1,439	4,926	5,888	1,174	26	-	-	-	-	-	14,325	2.1
6-S.L.M.	36	252	57	1,021	1,288	5,351	2,756	516	12	-	-	-	-	-	11,248	1.6
7-L.M.	34	189	41	1,033	1,025	3,569	1,201	198	-	-	-	-	-	-	7,290	1.0
Total.	108	641	156	2,879	4,273	15,963	13,282	2,717	138	-	-	-	-	-	40,157	5.8
Tinged:																
3-G.M.	-	-	-	-	-	12	-	-	-	-	-	-	-	-	12	*
4-S.M.	-	24	-	76	86	516	129	-	-	-	-	-	-	-	831	.1
5-M.	12	107	-	137	287	495	323	22	-	-	-	-	-	-	1,383	.2
6-S.L.M.	-	41	10	348	415	560	373	28	-	-	-	-	-	-	1,721	.3
7-L.M.	-	27	-	106	116	246	152	29	-	-	-	-	-	-	675	.1
Total.	12	199	10	667	904	1,776	977	77	-	-	-	-	-	-	4,622	.7
Yellow Stained:																
3-G.M.	-	-	-	-	-	-	-	-	-	-	-	-	-	-	-	-
4-S.M.	-	-	-	-	-	-	-	-	-	-	-	-	-	-	-	-
5-M.	-	-	-	-	-	14	-	-	-	-	-	-	-	-	14	*
Total.	-	-	-	-	-	14	-	-	-	-	-	-	-	-	14	*
Gray:																
3-G.M.	-	-	-	-	-	-	-	8	-	-	-	-	-	-	8	*
4-S.M.	-	-	-	-	27	130	647	115	-	-	-	-	-	-	819	.1
5-M.	-	-	-	8	205	2,504	2,650	381	-	-	-	-	-	-	5,748	.8
6-S.L.M.	-	-	-	-	-	-	-	-	-	-	-	-	-	-	-	-
Total.	-	-	-	8	232	2,634	3,197	504	-	-	-	-	-	-	6,575	.9
Below Grade	-	22	-	87	60	489	80	47	9	-	-	-	-	-	794	.1
All grades.	152	1,121	238	6,411	16,146	128,964	328,982	178,871	32,482	3,163	292	54	49	117	1/ 697,042	100.0
	Percent	Percent	Percent	Percent	Percent	Percent	Percent	Percent	Percent	Percent	Percent	Percent	Percent	Percent	Percent	
All grades.	*	0.2	*	0.9	2.3	18.5	47.2	25.7	4.7	0.5	*	*	*	*	100.0	

1/ As reported by the Bureau of the Census, running bales, linters excluded.

* Less than 0.05 percent.

Percentage rough preparation	5.0
Grade index	92.4
Average staple length	33.1

© UPDATA 1981

Table 24.--Grade and staple length of upland cotton ginned in Oklahoma, 1948-49

Grade	3/4 inch and shorter	13/16 inch	7/8 inch	29/32 inch	15/16 inch	31/32 inch	1 inch	1-1/32 inches	1-1/16 inches	1-3/32 inches	1-1/8 inches	1-5/32 inches	1-3/16 inches	1-7/32 inches	1-1/4 inches and longer	All lengths	
	Bales	Bales	Bales	Bales	Bales	Bales	Bales	Bales	Bales	Bales	Bales	Bales	Bales	Bales	Bales	Bales	Percent
White:																	
1-M.F.	-	-	-	-	-	-	-	-	-	-	-	-	-	-	-	-	-
2-S.G.M.	-	-	-	-	-	-	-	-	-	-	-	-	-	-	-	-	-
3-G.M.	21	187	64	87	193	151	116	8	-	8	-	-	-	-	-	835	0.2
4-S.M.	140	7,137	7,456	3,971	8,036	3,720	3,230	1,277	622	114	14	-	-	-	-	35,717	9.9
5-M.	91	12,187	18,758	11,725	20,272	10,239	9,135	3,998	1,491	286	8	-	-	-	-	88,190	24.4
6-S.L.M.	176	6,067	11,640	7,011	12,848	5,198	5,934	2,253	832	70	8	-	-	-	-	52,037	14.4
7-L.M.	28	1,646	4,374	2,630	4,750	1,697	1,484	460	195	10	-	-	-	-	-	17,274	4.8
8-S.G.O.	26	313	1,129	534	918	283	286	58	18	8	-	-	-	-	-	3,572	1.0
9-G.O.	7	19	112	49	176	21	-	10	-	-	-	-	-	-	-	394	.1
Total.	488	27,556	43,533	26,007	47,193	21,309	20,185	8,064	3,168	496	30	-	-	-	-	198,019	54.8
Spotted:																	
3-G.M.	57	3,197	4,588	1,401	2,363	1,072	769	125	108	-	-	-	-	-	-	13,680	3.8
4-S.M.	295	13,706	20,107	8,187	13,449	6,969	5,020	1,690	469	25	17	-	-	-	-	69,924	19.4
5-M.	114	5,018	11,432	5,085	7,377	2,486	1,687	421	145	23	-	-	-	-	-	33,788	9.3
6-S.L.M.	140	2,002	5,733	2,536	3,588	786	519	72	45	-	-	-	-	-	-	15,420	4.3
7-L.M.	21	398	1,412	429	982	241	180	-	9	-	-	-	-	-	-	3,672	1.0
Total.	627	24,321	43,272	17,638	27,759	11,553	8,175	2,308	766	48	17	-	-	-	-	136,484	37.8
Tinged:																	
3-G.M.	-	98	271	161	154	20	22	-	-	-	-	-	-	-	-	716	.2
4-S.M.	44	1,100	3,577	1,311	1,682	217	117	9	-	-	-	-	-	-	-	8,067	2.2
5-M.	-	2,147	4,945	1,371	1,407	166	169	50	-	-	-	-	-	-	-	10,255	2.8
6-S.L.M.	21	966	2,456	617	702	73	47	25	-	-	-	-	-	-	-	4,907	1.4
7-L.M.	9	154	378	105	107	7	29	16	-	-	-	-	-	-	-	806	.2
Total.	74	4,465	11,627	3,565	4,052	483	384	100	-	-	-	-	-	-	-	24,740	6.8
Yellow Stained:																	
3-G.M.	-	-	-	-	-	-	-	-	-	-	-	-	-	-	-	-	-
4-S.M.	-	107	94	9	-	-	-	-	-	-	-	-	-	-	-	210	.1
5-M.	29	658	391	52	25	9	-	-	-	-	-	-	-	-	-	1,164	.3
Total.	29	765	485	61	25	9	-	-	-	-	-	-	-	-	-	1,374	.4
Gray:																	
3-G.M.	-	-	-	-	-	-	-	-	-	-	-	-	-	-	-	-	-
4-S.M.	-	-	9	-	-	-	-	-	-	-	-	-	-	-	-	9	*
5-M.	-	9	-	-	-	-	-	-	-	-	-	-	-	-	-	9	*
6-S.L.M.	-	-	-	-	-	-	-	-	-	-	-	-	-	-	-	-	-
Total.	-	9	9	-	-	-	-	-	-	-	-	-	-	-	-	18	*
Below Grade	230	157	320	41	102	9	7	-	-	-	-	-	-	-	-	866	.2
All grades.	1,448	57,273	99,246	47,302	79,131	33,363	28,751	10,472	3,924	544	47	-	-	-	-	1/ 561,501	100.0
	Percent	Percent	Percent	Percent	Percent	Percent	Percent	Percent	Percent	Percent	Percent	Percent	Percent	Percent	Percent	Percent	
All grades.	0.4	10.8	27.4	13.1	21.9	9.2	8.0	2.9	1.1	0.2	*	-	-	-	-	100.0	

1/ As reported by the Bureau of the Census, running bales, linters excluded.
* Less than 0.05 percent.

Percentage rough preparation. . 1.1
Grade index 95.4
Average staple length 29.1

© UPDATA 1981

874646 O - 5

Table 25.—Grade and staple length of upland cotton ginned in South Carolina, 1948-49

Grade	13/16 inch and shorter	7/8 inch	29/32 inch	15/16 inch	31/32 inch	1 inch	1-1/32 inches	1-1/16 inches	1-3/32 inches	1-1/8 inches	1-5/32 inches	1-3/16 inches	1-7/32 inches	1-1/4 inches and longer	All lengths	
	Bales	Bales	Bales	Bales	Bales	Bales	Bales	Bales	Bales	Bales	Bales	Bales	Bales	Bales	Bales	Percent
White:																
1-M.F.	-	-	-	-	-	-	-	-	-	-	-	-	-	-	-	-
2-S.G.M.	-	-	-	-	-	-	-	-	-	-	-	-	-	-	-	-
3-G.M.	-	-	-	10	-	10	51	49	32	37	-	-	-	9	198	*
4-S.M.	-	-	-	94	368	2,027	7,604	9,923	1,353	996	449	230	113	204	23,361	2.7
5-M.	-	10	-	213	1,759	25,666	138,739	106,550	7,854	2,147	639	410	234	370	284,591	32.7
6-S.L.M.	-	-	-	256	2,458	39,864	195,173	67,454	3,389	774	203	112	39	23	329,745	37.8
7-L.M.	-	42	9	870	7,303	61,130	88,185	13,123	373	65	26	19	-	9	171,154	19.6
8-S.G.O.	-	43	9	862	2,873	17,072	9,424	869	25	-	-	-	-	-	31,167	3.6
9-G.O.	-	33	22	794	528	2,068	480	19	-	-	-	9	-	-	3,953	.5
Total.	-	128	40	3,089	15,289	147,837	439,656	217,987	13,026	4,019	1,317	780	386	615	844,169	96.9
Spotted:																
3-G.M.	-	-	-	-	-	95	231	147	-	-	-	-	-	-	473	.1
4-S.M.	-	-	-	-	38	776	2,683	872	32	18	-	-	-	-	4,418	.5
5-M.	-	-	-	27	117	2,315	4,092	910	48	16	-	-	-	-	7,525	.8
6-S.L.M.	-	-	-	55	260	1,893	1,656	270	16	-	-	-	-	-	4,150	.5
7-L.M.	-	-	-	117	93	777	663	16	-	-	-	-	-	-	1,666	.2
Total.	-	-	-	199	508	5,855	9,325	2,215	96	34	-	-	-	-	18,232	2.1
Tinged:																
3-G.M.	-	-	-	-	-	-	23	-	-	-	-	-	-	-	23	*
4-S.M.	-	-	-	-	-	8	55	-	-	-	-	-	-	-	63	*
5-M.	-	-	-	10	-	49	32	-	-	-	-	-	-	-	91	*
6-S.L.M.	-	-	-	-	-	27	8	-	-	-	-	-	-	-	35	*
7-L.M.	-	-	-	-	5	36	-	-	-	-	-	-	-	-	41	*
Total.	-	-	-	10	5	120	118	-	-	-	-	-	-	-	253	*
Gray:																
3-G.M.	-	-	-	-	-	-	-	-	-	-	-	-	-	-	-	-
4-S.M.	-	-	-	33	40	275	576	206	-	-	-	-	-	-	1,130	.1
5-M.	-	-	-	29	170	3,287	3,303	298	-	-	-	-	-	-	7,087	.8
6-S.L.M.	-	-	-	-	-	5	-	-	-	-	-	-	-	-	5	*
Total.	-	-	-	62	210	3,567	3,879	504	-	-	-	-	-	-	8,222	.9
Below Grade	6	9	15	374	17	290	-	-	-	-	-	-	-	-	711	.1
All grades.	6	187	55	3,734	16,029	157,669	452,978	220,706	13,122	4,053	1,317	780	386	615	1/ 871,587	100.0
	Percent	Percent	Percent	Percent	Percent	Percent	Percent	Percent	Percent	Percent	Percent	Percent	Percent	Percent	Percent	
All grades.	*	*	*	0.4	1.8	18.1	52.0	25.3	1.5	0.6	0.2	0.1	*	0.1	100.0	

1/ As reported by the Bureau of the Census, running bales, linters excluded.

* Less than 0.05 percent.

Percentage rough preparation. 6.2
Grade index 93.6
Average staple length 33.1

© UPDATA 1981

Table 26.— Grade and staple length of upland cotton ginned in Tennessee, 1948-49

Grade	13/16 inch and shorter	7/8 inch	29/32 inch	15/16 inch	31/32 inch	1 inch	1-1/32 inches	1-1/16 inches	1-3/32 inches	1-1/8 inches	1-5/32 inches	1-3/16 inches	1-7/32 inches	1-1/4 inches and longer	All lengths	
	Bales	Bales	Bales	Bales	Bales	Bales	Bales	Bales	Bales	Bales	Bales	Bales	Bales	Bales	Bales	Percent
White:																
1-M.F.	-	-	-	-	-	-	-	-	-	-	-	-	-	-	-	-
2-S.G.M.	-	-	-	-	-	-	-	-	-	-	-	-	-	-	-	-
3-G.M.	-	-	-	-	-	-	-	-	-	-	-	-	-	-	-	-
4-S.M.	339	2,513	1,571	2,849	1,670	3,969	6,498	7,982	1,621	53	-	-	-	-	29,065	4.5
5-M.	1,603	8,326	7,564	19,429	14,720	48,117	86,758	94,613	25,579	797	49	-	9	-	307,564	48.0
6-S.L.M.	248	1,525	1,115	5,078	4,850	18,219	38,414	41,877	16,458	745	19	-	-	-	128,548	20.1
7-L.M.	-	245	144	1,082	672	2,364	5,243	3,317	175	-	-	-	-	-	13,242	2.1
8-S.G.O.	35	483	94	2,566	700	5,961	3,726	713	9	-	-	-	-	-	14,247	2.2
9-G.O.	11	137	53	986	94	1,631	295	10	-	-	-	-	-	-	3,217	.5
Total.	2,236	13,189	10,541	31,990	22,706	80,261	140,934	148,512	43,842	1,595	68	-	9	-	495,883	77.4
Spotted:																
3-G.M.	21	32	40	231	149	469	482	402	64	-	-	-	-	-	1,890	.3
4-S.M.	554	1,744	876	3,420	1,968	7,851	10,046	6,839	614	30	-	-	-	11	33,953	5.4
5-M.	155	1,003	385	2,829	1,709	7,171	8,292	5,785	427	-	-	-	-	-	27,756	4.3
6-S.L.M.	303	1,102	261	3,030	1,221	4,251	3,457	1,325	52	-	-	-	-	-	15,002	2.3
7-L.M.	185	1,560	604	7,238	1,224	7,576	4,052	721	9	-	-	-	-	-	23,169	3.6
Total.	1,218	5,441	2,166	16,748	6,271	27,318	26,329	15,072	1,166	30	-	-	-	11	101,770	15.9
Tinged:																
3-G.M.	-	11	20	45	19	70	69	30	-	-	-	-	-	-	264	*
4-S.M.	63	391	192	979	568	2,309	1,653	423	20	-	-	-	-	-	6,598	1.0
5-M.	188	1,320	247	2,494	807	2,470	1,682	531	-	-	-	-	-	-	9,739	1.5
6-S.L.M.	203	1,668	298	4,005	911	2,598	801	132	9	-	-	-	-	-	10,625	1.7
7-L.M.	326	1,974	325	4,856	521	2,640	762	64	-	-	-	-	-	-	11,468	1.8
Total.	780	5,364	1,082	12,379	2,826	10,087	4,967	1,180	29	-	-	-	-	-	38,694	6.0
Yellow Stained:																
3-G.M.	-	-	-	-	-	-	-	-	-	-	-	-	-	-	-	-
4-S.M.	-	-	-	-	-	-	-	-	-	-	-	-	-	-	-	-
5-M.	10	136	10	42	20	19	9	-	-	-	-	-	-	-	246	*
Total.	10	136	10	42	20	19	9	-	-	-	-	-	-	-	246	*
Gray:																
3-G.M.	-	-	-	-	-	11	-	-	-	-	-	-	-	-	11	*
4-S.M.	-	9	9	9	19	113	138	78	-	-	-	-	-	-	375	.1
5-M.	-	-	11	21	58	60	31	58	-	-	-	-	-	-	239	*
6-S.L.M.	-	-	-	-	-	-	-	-	-	-	-	-	-	-	-	-
Total.	-	9	20	30	77	184	169	136	-	-	-	-	-	-	625	.1
Below Grade	174	319	32	2,306	19	926	57	19	-	-	-	-	-	-	3,852	.6
All grades.	4,418	24,458	13,851	63,495	31,919	118,795	172,465	164,919	45,037	1,625	68	-	9	11	1/ 641,070	100.0
	Percent	Percent	Percent	Percent	Percent	Percent	Percent	Percent	Percent	Percent	Percent	Percent	Percent	Percent	Percent	
All grades.	0.7	3.8	2.2	9.9	5.0	18.5	26.9	25.7	7.0	0.3	*	-	*	*	100.0	

1/ As reported by the Bureau of the Census, running bales, linters excluded.

* Less than 0.05 percent.

Percentage rough preparation. 2.7
Grade index 94.7
Average staple length 32.5

© UPDATA 1981

Table 27.--Grade and staple length of upland cotton ginned in Texas, 1948-49

Grade	3/4 inch and shorter	13/16 inch	7/8 inch	29/32 inch	15/16 inch	31/32 inch	1 inch	1-1/32 inches	1-1/16 inches	1-3/32 inches	1-1/8 inches	1-5/32 inches	1-3/16 inches	1-7/32 inches	1-1/4 inches and longer	All lengths	
	Bales	Bales	Bales	Bales	Bales	Bales	Bales	Bales	Bales	Bales	Bales	Bales	Bales	Bales	Bales	Bales	Percent
Ex. White:																	
3-G.M.	-	-	-	-	-	1	1	29	202	6,947	14,422	2,911	661	550	374	26,698	0.9
4-S.M.	-	-	-	-	3	10	19	311	2,840	24,235	37,648	8,447	2,169	1,353	1,076	78,111	2.5
5-M.	-	-	4	1	25	10	57	478	3,440	11,645	7,547	1,855	634	309	231	26,236	.9
6-S.L.M.	-	1	4	-	21	9	78	409	1,185	1,424	368	77	35	11	8	3,630	.1
7-L.M.	-	5	3	7	27	8	79	108	156	54	10	2	3	-	-	462	*
8-S.G.O.	-	1	8	-	27	-	32	16	12	7	-	-	-	-	-	103	*
9-G.O.	-	1	21	-	36	-	5	-	-	-	-	-	-	-	-	63	*
Total.	-	8	40	8	139	38	271	1,351	7,835	44,312	59,995	13,292	3,502	2,223	1,689	134,703	4.4
White:																	
1-M.F.	-	-	-	-	-	-	-	-	-	-	-	-	-	-	-	-	-
2-S.G.M.	-	-	-	-	-	-	-	-	-	-	4	1	-	-	-	5	*
3-G.M.	-	240	1,271	6,042	13,109	7,236	3,053	1,041	281	-	-	-	-	-	-	32,273	1.1
4-S.M.	761	8,985	25,935	74,650	153,043	56,107	46,000	41,524	22,188	1,238	62	-	-	-	-	430,493	14.1
5-M.	6,182	90,292	156,427	168,537	224,236	81,702	116,377	150,835	97,991	6,709	315	-	-	10	-	1,099,613	35.8
6-S.L.M.	7,000	92,115	102,341	79,071	81,452	33,780	47,348	48,503	24,647	2,470	135	32	-	-	49	518,943	17.0
7-L.M.	6,656	45,478	32,037	19,417	22,656	10,187	11,769	7,569	2,791	232	39	-	17	38	18	158,914	5.2
8-S.G.O.	1,088	5,755	3,719	1,979	3,490	1,336	1,591	634	205	-	-	-	-	-	-	19,797	.6
9-G.O.	360	864	288	98	158	57	25	-	-	-	-	-	-	-	-	1,850	.1
Total.	22,057	243,729	322,018	349,794	498,144	190,405	226,163	250,106	148,103	10,649	555	33	17	48	67	2,261,888	73.9
Spotted:																	
3-G.M.	150	5,369	8,306	12,418	16,065	4,525	1,295	197	163	225	40	14	69	61	-	48,897	1.6
4-S.M.	4,729	82,488	86,938	61,737	60,320	16,174	7,139	2,185	1,416	842	207	109	30	13	-	324,325	10.6
5-M.	4,300	64,593	62,316	22,980	17,208	6,088	5,158	2,756	1,149	320	61	10	5	3	-	176,951	5.8
6-S.L.M.	4,133	38,648	18,262	4,514	3,093	558	947	528	177	42	6	2	1	-	-	70,911	2.3
7-L.M.	2,146	7,511	2,936	339	1,237	65	277	34	17	-	-	-	-	-	-	14,562	.5
Total.	15,458	198,609	168,757	101,988	97,923	27,410	14,816	5,698	2,922	1,429	314	140	105	77	-	635,646	20.8
Tinged:																	
3-G.M.	-	42	67	-	1	1	4	1	1	-	-	-	-	-	-	117	*
4-S.M.	9	1,842	1,380	206	89	2	16	6	6	1	-	-	-	-	-	3,557	.1
5-M.	265	4,244	2,209	220	333	2	40	7	3	-	-	-	-	-	-	7,323	.2
6-S.L.M.	334	2,055	1,024	52	323	1	30	-	-	-	-	-	-	-	-	3,819	.1
7-L.M.	178	531	773	10	251	-	16	-	-	-	-	-	-	-	-	1,739	.1
Total.	786	8,714	5,453	488	977	6	106	14	10	1	-	-	-	-	-	16,555	.5
Yellow Stained:																	
3-G.M.	-	-	13	-	-	-	-	-	-	-	-	-	-	-	-	13	*
4-S.M.	13	125	12	-	2	-	1	-	-	-	-	-	-	-	-	153	*
5-M.	92	207	76	-	3	-	-	-	-	-	-	-	-	-	-	378	*
Total.	105	332	101	-	5	-	1	-	-	-	-	-	-	-	-	544	*
Gray:																	
3-G.M.	-	11	13	50	75	-	-	1	4	5	-	2	-	1	-	162	*
4-S.M.	43	372	526	300	291	267	183	70	15	8	3	-	-	2	-	2,080	.1
5-M.	270	1,977	1,344	423	626	563	417	130	22	1	-	-	-	-	-	5,773	.2
6-S.L.M.	-	173	40	18	-	-	-	-	-	-	-	-	-	-	-	231	*
Total.	313	2,533	1,923	791	992	830	600	201	41	14	3	2	-	3	-	8,246	.3
Below Grade	607	980	979	9	197	24	10	-	-	-	-	-	-	-	-	2,806	.1
All grades.	39,326	454,905	499,271	453,078	598,377	218,713	241,967	257,370	158,911	56,405	60,867	13,467	3,624	2,351	1,756	1/ 3,060,388	100.0
	Percent	Percent	Percent	Percent	Percent	Percent	Percent	Percent	Percent	Percent	Percent	Percent	Percent	Percent	Percent	Percent	
All grades.	1.3	14.9	16.3	14.8	19.7	7.1	7.9	8.4	5.2	1.8	2.0	0.4	0.1	0.1	0.1	100.0	

1/ As reported by the Bureau of the Census, running bales, linters excluded.
* Less than 0.05 percent.

Percentage rough preparation. 1.4
Grade index 97.6
Average staple length 29.8

© UPDATA 1981

Table 28.--Grade and staple length of upland cotton ginned in Virginia, 1948-49

Grade	15/16 inch and shorter	7/8 inch	29/32 inch	15/16 inch	31/32 inch	1 inch	1-1/32 inches	1-1/16 inches	1-3/32 inches	1-1/8 inches	1-5/32 inches	1-3/16 inches	1-7/32 inches	1-1/4 inches and longer	All lengths	
	Bales	Bales	Bales	Bales	Bales	Bales	Bales	Bales	Bales	Bales	Bales	Bales	Bales	Bales	Bales	Percent
White:																
1-M.F.	-	-	-	-	-	-	-	-	-	-	-	-	-	-	-	-
2-S.G.M.	-	-	-	-	-	-	-	-	-	-	-	-	-	-	-	-
3-G.M.	-	-	-	-	-	-	-	-	-	-	-	-	-	-	-	-
4-S.M.	-	-	-	-	-	-	29	27	6	-	-	-	-	-	62	0.3
5-M.	-	-	-	-	-	128	776	745	276	32	6	-	-	-	1,961	9.3
6-S.L.M.	-	-	-	-	-	877	6,998	4,746	829	57	6	-	-	-	13,513	64.1
7-L.M.	-	-	-	-	-	613	1,876	1,008	91	-	-	-	-	-	3,588	17.0
8-S.G.O.	-	-	-	6	7	40	29	59	25	-	-	-	-	-	166	.8
9-G.O.	-	-	-	-	-	6	-	20	-	-	-	-	-	-	26	.1
Total	-	-	-	6	7	1,664	9,708	6,605	1,227	89	12	-	-	-	19,316	91.6
Spotted:																
3-G.M.	-	-	-	-	-	-	-	8	-	-	-	-	-	-	8	*
4-S.M.	-	-	-	-	-	49	64	35	-	-	-	-	-	-	148	.7
5-M.	-	-	-	-	-	153	575	117	-	-	-	-	5	-	850	4.1
6-S.L.M.	-	-	-	5	-	210	307	30	-	-	-	-	-	-	552	2.6
7-L.M.	-	-	-	-	-	17	26	-	-	-	-	-	-	-	43	.2
Total	-	-	-	5	-	429	972	190	-	-	-	-	5	-	1,601	7.6
Tinged:																
3-G.M.	-	-	-	-	-	-	-	-	-	-	-	-	-	-	-	-
4-S.M.	-	-	-	-	-	-	-	5	-	-	-	-	-	-	5	*
5-M.	-	-	-	4	-	4	16	-	-	-	-	-	-	-	24	.1
6-S.L.M.	-	-	-	-	-	39	21	5	-	-	-	-	-	-	65	.4
7-L.M.	-	-	-	-	-	-	9	-	-	-	-	-	-	-	9	*
Total	-	-	-	4	-	43	46	10	-	-	-	-	-	-	103	.8
Gray:																
3-G.M.	-	-	-	-	-	-	-	-	-	-	-	-	-	-	-	-
4-S.M.	-	-	-	-	-	-	-	-	-	-	-	-	-	-	-	-
5-M.	-	-	-	-	-	21	37	-	-	-	-	-	-	-	58	.3
6-S.L.M.	-	-	-	-	-	-	-	-	-	-	-	-	-	-	-	-
Total	-	-	-	-	-	21	37	-	-	-	-	-	-	-	58	.3
All grades	-	-	-	15	7	2,157	10,763	6,805	1,227	89	12	-	5	-	21,078	100.0
	Percent	Percent	Percent	Percent	Percent	Percent	Percent	Percent	Percent	Percent	Percent	Percent	Percent	Percent	Percent	
All grades	-	-	-	0.1	*	10.2	51.1	32.3	5.8	0.4	0.1	-	*	-	100.0	

1/ As reported by the Bureau of the Census, running bales, linters excluded.

* Less than 0.05 percent.

Percentage rough preparation 18.2
Grade index 92.4
Average staple length 33.4

Table 29.--Grade and staple length of upland cotton ginned, during specified periods, by States, 1948-49

Grade and staple length	ALABAMA						ARIZONA					
	Prior to Sept. 1	September	October	November	After Nov. 30	Total Crop	Prior to Sept. 1	September	October	November	After Nov. 30	Total Crop
Grades	Bales	Bales	Bales	Bales	Bales	Bales	Bales	Bales	Bales	Bales	Bales	Bales
Extra White:												
3-G.M.	-	-	-	-	-	-	11	318	1,007	77	24	1,437
4-S.M.	-	-	-	-	-	-	2,650	23,791	39,809	14,919	981	82,150
5-M.	-	-	-	-	-	-	1,718	18,911	29,681	61,791	20,187	135,318
6-S.L.M.	-	-	-	-	-	-	17	354	1,748	4,199	27,233	33,551
7-L.M.	-	-	-	-	-	-	-	14	105	269	7,152	7,540
8-S.G.O.	-	-	-	-	-	-	-	2	-	14	2,053	2,069
9-G.O.	-	-	-	-	-	-	-	-	-	-	618	618
Total.	-	-	-	-	-	-	4,404	43,420	72,350	81,299	58,548	263,021
White:												
1-M.P.	-	-	-	-	-	-	-	-	-	-	-	-
2-S.G.M.	-	36	-	-	-	36	-	-	-	-	-	-
3-G.M.	55	249	141	25	-	473	-	-	-	-	-	-
4-S.M.	6,196	28,681	15,081	670	316	50,944	-	-	-	-	-	-
5-M.	53,144	240,327	213,509	11,445	3,288	521,713	-	-	-	-	-	-
6-S.L.M.	14,050	95,360	197,268	28,235	4,485	369,516	-	-	-	-	-	-
7-L.M.	5,046	15,748	15,326	8,519	6,190	46,745	-	-	-	-	-	-
8-S.G.O.	272	1,280	1,232	849	8,275	11,908	-	-	-	-	-	-
9-G.O.	21	151	186	299	2,300	2,947	-	-	-	-	-	-
Total.	100,784	379,746	440,740	50,036	24,994	1,004,280	-	-	-	-	-	-
Spotted:												
3-G.M.	98	977	1,611	386	73	3,025	10	98	396	909	554	1,967
4-S.M.	620	6,284	22,957	8,509	1,284	39,634	57	243	530	5,543	15,164	21,537
5-M.	708	2,734	6,311	20,761	5,749	36,263	-	2	20	681	24,220	25,293
6-S.L.M.	191	428	699	10,868	12,275	24,401	-	1	3	30	7,275	7,309
7-L.M.	25	31	11	1,973	21,634	23,674	-	-	-	5	4,157	4,162
Total.	1,602	10,374	31,219	42,557	41,015	126,797	67	344	949	7,168	51,720	60,268
Tinged:												
3-G.M.	-	-	33	241	22	296	-	-	-	-	9	9
4-S.M.	-	-	388	2,509	642	3,377	-	-	-	-	207	207
5-M.	-	-	119	2,365	1,889	4,373	-	-	-	-	967	967
6-S.L.M.	-	10	33	1,183	3,597	4,823	-	-	-	-	1,162	1,162
7-L.M.	-	-	-	1,036	11,107	12,143	-	-	-	-	2,634	2,634
Total.	-	10	521	7,334	17,447	25,002	-	-	-	-	5,279	5,279
Yellow Stained:												
3-G.M.	-	-	-	-	-	-	-	-	-	-	-	-
4-S.M.	-	-	-	52	51	103	-	-	-	-	-	-
5-M.	-	-	-	139	116	255	-	-	-	-	-	-
Total.	-	-	-	191	167	358	-	-	-	-	-	-
Gray:												
3-G.M.	-	-	22	-	-	22	-	-	-	-	8	8
4-S.M.	23	208	483	45	11	770	-	-	-	-	474	474
5-M.	34	82	1,730	248	178	2,272	-	-	-	-	714	714
6-S.L.M.	-	33	-	22	-	55	-	-	-	-	24	24
Total.	57	323	2,235	315	189	3,119	-	-	-	-	1,250	1,250
Below Grade	55	165	86	189	7,136	7,631	-	-	-	6	1,161	1,167
All grades	110,478	390,618	474,821	100,622	90,648	1/ 1,167,187	4,471	43,764	73,299	91,473	117,958	1/ 330,965
Grade index	97.0	98.1	96.9	91.5	78.4	95.4	102.4	102.2	102.1	100.2	91.9	97.9
Staple length (inches)												
13/16 and shorter	88	103	1,247	355	809	2,602	-	-	-	-	215	215
7/8	166	1,136	8,008	1,900	5,727	16,936	-	-	-	3	1,651	1,654
29/32	143	838	7,137	2,181	3,986	14,685	-	-	-	-	-	-
15/16	1,997	4,169	42,129	17,875	24,818	90,588	-	1	-	18	4,280	4,299
31/32	7,966	5,187	79,423	31,210	24,015	147,801	2	7	-	233	12,955	13,197
1	32,273	59,796	174,567	31,362	24,029	322,027	648	615	282	10,435	51,318	63,298
1-1/32	40,369	213,696	131,090	11,882	6,174	412,213	3,195	29,293	43,895	66,983	40,760	184,126
1-1/16	17,893	98,198	29,133	3,298	998	149,820	626	12,554	25,999	10,304	5,290	52,773
1-3/32	843	6,718	3,356	229	45	9,191	-	941	2,771	2,990	1,345	8,047
1-1/8	143	632	76	20	34	903	-	349	2,043	501	135	3,028
1-5/32	-	82	-	10	13	105	-	4	309	5	-	318
1-3/16	-	11	44	-	-	55	-	-	-	3	5	8
1-7/32	-	-	-	-	-	-	-	-	-	-	2	2
1-1/4 and longer		50	11	-	-	61	-	-	-	-	-	-
All lengths	110,478	390,618	474,821	100,622	90,648	1/ 1,167,187	4,471	43,764	73,299	91,475	117,956	1/ 330,965
Average staple length (32d inches)	32.7	33.1	31.9	31.4	30.8	32.2	33.0	33.3	33.5	33.1	32.2	32.9

1/ As reported by the Bureau of the Census, running bales, linters excluded.

© UPDATA 1981

Table 29.--Grade and staple length of upland cotton ginned, during specified periods, by States, 1948-49 --Continued

Grade and staple length	ARKANSAS						CALIFORNIA				
	Prior to Sept. 1	September	October	November	After Nov. 30	Total Crop	Prior to Sept. 1	September	October	November	After Nov. 30	Total Crop
Grades	Bales	Bales	Bales	Bales	Bales	Bales	Bales	Bales	Bales	Bales	Bales	Bales
Extra White:												
3-G.M.	-	-	-	-	-	-	-	1,253	9,402	6,882	493	18,030
4-S.M.	-	-	-	-	-	-	-	19,403	156,379	197,021	38,790	411,593
5-M.	-	-	-	-	-	-	-	3,228	73,992	140,391	93,875	311,486
6-S.L.M.	-	-	-	-	-	-	-	97	6,769	21,211	56,603	84,680
7-L.M.	-	-	-	-	-	-	-	2	710	2,376	18,959	22,046
8-S.G.O.	-	-	-	-	-	-	-	-	141	236	11,386	11,762
9-G.O.	-	-	-	-	-	-	-	-	21	30	4,281	4,312
Total.	-	-	-	-	-	-	-	23,983	247,414	368,146	224,366	863,909
White:												
1-M.F.	-	-	-	-	-	-	-	-	-	-	-	-
2-S.O.M.	-	-	-	-	-	-	-	-	2	2	-	4
3-G.M.	6	896	109	36	-	1,046	-	-	-	-	-	-
4-S.M.	1,733	81,024	30,898	1,001	409	115,065	-	-	-	-	-	-
5-M.	8,938	319,577	396,492	29,616	1,776	746,399	-	-	27	1	-	28
6-S.L.M.	664	56,753	372,965	75,449	5,724	511,545	-	1	2	-	-	3
7-L.M.	58	1,711	19,238	46,878	47,249	115,134	-	-	-	2	-	2
8-S.G.O.	11	447	1,184	14,891	73,778	90,311	-	-	-	8	4	12
9-G.O.	-	102	36	3,450	30,622	34,190	-	-	-	1	2	3
Total.	11,399	460,510	820,920	161,301	159,558	1,613,688	-	1	31	14	6	52
Spotted:												
3-G.M.	-	63	583	130	14	780	-	1	58	221	1,533	1,813
4-S.M.	75	922	10,150	10,878	1,177	23,202	-	30	203	1,049	20,304	21,586
5-M.	19	240	7,848	38,052	18,177	64,316	-	15	379	780	15,843	16,717
6-S.L.M.	5	80	1,089	22,559	66,020	78,733	-	3	164	380	9,223	9,770
7-L.M.	-	-	140	8,135	63,929	72,204	-	2	7	52	18,237	18,298
Total.	99	1,295	19,790	79,734	136,317	239,235	-	51	811	2,482	64,840	68,184
Tinged:												
3-G.M.	-	-	9	17	18	45	-	-	-	-	3	3
4-S.M.	-	-	69	1,068	333	1,468	-	-	-	-	30	30
5-M.	-	-	-	1,984	4,327	6,311	-	14	-	-	240	254
6-S.L.M.	-	-	11	830	9,191	10,032	-	2	1	-	393	398
7-L.M.	-	-	-	1,221	12,458	13,679	-	1	-	-	269	270
Total.	-	-	89	5,118	26,328	31,535	-	17	1	-	935	953
Yellow Stained:												
3-G.M.	-	-	-	-	-	-	-	-	-	-	-	-
4-S.M.	-	-	-	-	9	9	-	-	-	-	-	-
5-M.	-	-	-	-	173	173	-	-	-	-	-	-
Total.	-	-	-	-	182	182	-	-	-	-	-	-
Gray:												
3-G.M.	-	-	174	9	38	221	-	-	10	538	1,305	1,851
4-S.M.	-	11	916	1,429	2,886	5,244	-	1	60	2,690	16,128	18,879
5-M.	-	81	551	6,051	16,066	21,748	-	1	42	1,088	11,638	12,767
6-S.L.M.	-	-	9	116	41	166	-	-	-	68	656	724
Total.	-	92	1,652	7,605	18,030	27,379	-	2	112	4,372	29,736	34,221
Below Grade	-	75	9	938	9,138	10,160	-	-	16	24	7,223	7,262
All grades.	11,498	461,972	842,480	264,696	351,553	1/1,922,179	-	24,054	248,384	376,038	327,105	1/ 974,581
Grade index	100.1	99.9	97.0	89.3	78.8	93.4	-	103.4	102.5	101.6	93.0	99.0
Staple length (inches)												
13/16 and shorter	-	210	742	46	157	1,155	-	8	-	-	4,260	4,268
7/8	33	2,564	4,823	1,268	3,458	11,946	-	10	1	3	18,051	18,065
29/32	67	3,867	5,347	787	1,959	11,817	-	-	-	-	652	652
15/16	178	10,417	15,330	6,961	39,946	72,829	-	3	16	43	37,107	37,169
31/32	326	14,520	24,906	8,686	23,357	69,894	-	3	47	93	21,847	21,990
1	1,099	57,748	92,100	41,198	138,922	331,066	-	133	1,240	4,715	43,018	49,104
1-1/32	2,849	104,187	262,894	90,060	114,862	592,632	-	774	31,559	106,470	100,243	239,046
1-1/16	5,102	188,362	368,060	91,187	27,375	670,076	-	10,672	152,568	228,760	96,638	482,649
1-3/32	1,701	90,801	73,862	7,939	1,267	175,580	-	12,050	61,211	33,943	10,976	118,159
1-1/8	137	9,690	3,485	475	136	13,821	-	421	1,721	1,023	511	3,476
1-5/32	8	160	265	42	58	533	-	-	1	-	2	3
1-3/16	-	27	231	17	47	322	-	-	-	-	-	-
1-7/32	-	105	264	8	-	377	-	-	-	-	-	-
1-1/4 and longer	-	86	165	33	-	232	-	-	-	-	-	-
All lengths	11,498	461,972	842,480	264,696	351,553	1/1,922,179	-	24,054	248,384	375,038	327,105	1/974,581
Average staple length (32d inches)	33.6	33.6	33.3	33.1	32.1	33.1	-	34.6	34.1	33.8	32.4	33.4

1/ As reported by the Bureau of the Census, running bales, linters excluded.

© UPDATA 1981

Table 29.--Grade and staple length of upland cotton ginned, during specified periods, by States, 1948-49 --Continued

Grade and staple length	FLORIDA						GEORGIA					
	Prior to Sept. 1	September	October	November	After Nov. 30	Total Crop	Prior to Sept. 1	September	October	November	After Nov. 30	Total Crop
Grades	Bales	Bales	Bales	Bales	Bales	Bales	Bales	Bales	Bales	Bales	Bales	Bales
White:												
1-M.F.	-	-	-	-	-	-	-	-	-	-	-	-
2-S.G.M.	-	-	-	-	-	-	-	-	-	-	-	-
3-G.M.	-	-	-	-	-	-	2,735	430	22	8	-	3,195
4-S.M.	344	-	-	4	-	348	27,476	12,769	4,391	1,294	80	45,980
5-M.	2,548	646	4	5	-	2,903	40,008	88,580	80,798	17,378	4,715	231,478
6-S.L.M.	1,690	1,380	138	33	5	3,246	31,002	104,252	101,336	30,607	10,901	277,977
7-L.M.	208	440	79	2	-	727	7,119	19,871	26,209	12,905	11,729	77,833
8-S.G.O.	-	101	26	-	-	127	474	1,167	1,071	883	5,391	8,976
9-G.O.	10	29	4	-	-	43	9	180	45	78	336	644
Total.	4,598	2,496	251	44	5	7,394	108,821	227,219	213,869	63,047	33,122	646,078
Spotted:												
3-G.M.	-	-	-	-	-	-	31	101	73	84	-	289
4-S.M.	118	23	17	-	-	158	264	10,751	16,939	10,513	3,855	42,322
5-M.	49	32	80	-	-	161	266	7,574	13,264	10,061	9,255	40,410
6-S.L.M.	10	-	4	-	6	20	99	1,029	541	415	5,178	7,262
7-L.M.	-	-	-	-	-	-	61	26	26	49	1,913	2,084
Total.	177	55	101	-	6	339	701	19,480	30,833	21,122	20,201	92,337
Tinged:												
3-G.M.	-	-	-	-	-	-	-	-	-	30	7	37
4-S.M.	-	-	-	-	-	-	-	18	7	534	463	1,022
5-M.	-	-	-	-	-	-	-	12	-	269	1,007	1,288
6-S.L.M.	-	-	-	-	-	-	-	9	-	43	1,747	1,799
7-L.M.	-	-	-	-	-	-	-	-	-	7	1,003	1,010
Total.	-	-	-	-	-	-	-	39	7	883	4,227	5,156
Yellow Stained:												
3-G.M.	-	-	-	-	-	-	-	-	-	-	-	-
4-S.M.	-	-	-	-	-	-	-	-	-	15	6	21
5-M.	-	-	-	-	-	-	-	-	-	-	34	34
Total.	-	-	-	-	-	-	-	-	-	15	42	55
Grey:												
3-G.M.	-	-	-	-	-	-	-	-	-	-	-	-
4-S.M.	-	-	-	-	-	-	-	48	621	268	138	1,075
5-M.	10	8	-	-	-	18	65	-	779	277	155	1,276
6-S.L.M.	-	-	-	-	-	-	-	-	-	-	-	-
Total.	10	8	-	-	-	18	65	48	1,400	545	293	2,349
Below Grade	10	-	-	-	-	10	4	-	20	16	803	843
All grades.	4,796	2,559	352	44	11	1/ 7,761	109,591	246,784	246,129	85,626	58,488	1/ 746,618
Grade index	97.2	92.8	90.3	95.2	89.0	95.4	98.3	96.0	95.3	94.1	87.8	95.3
Staple length (inches)												
15/16 and shorter	-	-	-	-	-	-	56	62	43	-	120	270
7/8	10	8	-	-	-	16	361	261	353	142	566	1,663
29/32	-	-	-	-	-	-	422	476	398	70	157	1,522
15/16	119	23	-	-	-	142	3,570	7,130	4,608	765	2,805	18,878
31/32	344	40	4	-	-	388	13,589	16,528	16,941	4,164	4,917	56,139
1	1,542	348	42	15	8	1,955	40,592	85,078	81,444	33,905	27,962	268,971
1-1/32.	1,955	1,457	119	15	-	3,574	40,467	99,508	110,199	36,916	19,191	306,280
1-1/16.	797	619	66	11	-	1,493	10,008	35,316	30,740	9,308	2,661	88,024
1-5/32.	-	48	4	3	-	55	508	2,263	1,185	341	132	4,429
1-1/8	-	-	-	2	-	2	18	171	20	6	7	222
1-6/32.	-	-	-	-	-	-	-	12	-	-	-	12
1-5/16.	-	-	-	-	-	-	-	-	8	-	-	8
1-7/32.	-	-	-	-	-	-	-	-	-	-	-	-
1-1/4 and longer.	-	18	117	-	3	138	-	180	10	-	200	
All lengths.	4,795	2,559	352	44	11	1/ 7,761	109,591	246,784	246,129	85,626	58,488	1/ 746,618
Average staple length (32d inches).	32.6	33.1	33.4	33.2	34.2	32.9	32.3	32.6	32.6	32.6	32.2	32.5

1/ As reported by the Bureau of the Census, running bales, linters excluded.

© UPDATA 1981

Table 29.--Grade and staple length of upland cotton ginned, during specified periods, by States, 1948-49 --Continued

Grade and staple length	ILLINOIS						KENTUCKY					
	Prior to Sept. 1	September	October	November	After Nov. 30	Total Crop	Prior to Sept. 1	September	October	November	After Nov. 30	Total Crop
Grades	Bales	Bales	Bales	Bales	Bales	Bales	Bales	Bales	Bales	Bales	Bales	Bales
White:												
1-M.F.	-	-	-	-	-	-	-	-	-	-	-	-
2-S.G.M.	-	-	-	-	-	-	-	-	-	-	-	-
3-G.M.	-	-	-	-	3	3	-	-	-	-	-	-
4-S.M.	-	48	26	-	-	74	-	-	-	-	-	-
5-M.	-	154	780	4	-	938	-	496	858	173	-	1,527
6-S.L.M.	-	6	283	-	-	289	-	907	3,848	712	157	5,624
7-L.M.	-	-	5	-	-	5	-	-	130	456	404	990
8-S.G.O.	-	-	-	-	-	-	-	-	-	84	478	562
9-G.O.	-	-	-	-	3	3	-	-	-	15	396	411
Total	-	208	1,074	4	6	1,292	-	1,403	4,836	1,440	1,435	8,914
Spotted:												
3-G.M.	-	-	8	3	3	14	-	-	-	-	-	-
4-S.M.	-	-	263	98	-	361	-	-	-	-	-	-
5-M.	-	-	6	54	17	77	-	-	19	23	-	42
6-S.L.M.	-	-	-	-	29	29	-	-	-	69	56	125
7-L.M.	-	-	-	15	54	69	-	-	-	165	345	528
Total	-	-	267	170	103	540	-	-	19	275	401	695
Tinged:												
3-G.M.	-	-	16	-	-	16	-	-	-	-	-	-
4-S.M.	-	-	3	100	29	132	-	-	-	-	-	-
5-M.	-	-	-	51	86	117	-	-	-	-	-	-
6-S.L.M.	-	-	-	15	117	152	-	-	-	-	-	-
7-L.M.	-	-	-	21	235	256	-	-	-	-	52	52
Total	-	-	19	187	447	653	-	-	-	-	52	52
Yellow Stained:												
3-G.M.	-	-	-	-	-	-	-	-	-	-	-	-
4-S.M.	-	-	-	3	-	3	-	-	-	-	-	-
5-M.	-	-	-	16	29	44	-	-	-	-	-	-
Total	-	-	-	18	29	47	-	-	-	-	-	-
Below Grade	-	-	-	18	47	65	-	-	-	-	817	817
All grades	-	208	1,360	397	632	1/ 2,597	-	1,403	4,855	1,715	2,705	1/ 10,478
Grade index	-	100.6	98.6	87.7	73.7	91.0	-	96.1	94.9	88.6	72.6	88.2
Staple length (inches)												
13/16 and shorter	-	-	-	-	-	-	-	-	-	-	-	-
7/8	-	-	-	-	55	55	-	-	-	-	52	52
29/32	-	-	6	-	19	25	-	-	-	-	-	-
15/16	-	-	-	33	277	310	-	-	-	-	591	591
31/32	-	-	11	-	60	71	-	-	37	-	-	37
1	-	-	62	100	209	371	-	-	112	84	732	928
1-1/32	-	9	425	186	12	631	-	472	612	398	981	2,461
1-1/16	-	143	756	78	-	976	-	762	2,615	969	349	4,695
1-3/32	-	56	85	-	-	141	-	169	1,081	266	-	1,516
1-1/8	-	-	5	-	-	5	-	-	-	-	-	-
1-5/32	-	-	-	-	-	-	-	-	-	-	-	-
1-3/16	-	-	-	-	-	-	-	-	-	-	-	-
1-7/32	-	-	-	-	-	-	-	-	-	-	-	-
1-1/4 and longer	-	-	-	-	-	-	-	-	-	-	-	-
All lengths	-	208	1,360	397	632	1/ 2,597	-	1,403	4,855	1,715	2,705	1/ 10,478
Average staple length (32d inches)	-	34.2	33.6	32.7	30.6	32.8	-	33.6	34.0	33.8	32.1	33.5

1/ As reported by the Bureau of the Census, running bales, linters excluded.

© UPDATA 1981

Table 29.--Grade and staple length of upland cotton ginned, during specified periods, by States, 1948-49 --Continued

Grade and staple length	LOUISIANA						MISSISSIPPI					
	Prior to Sept. 1	September	October	November	After Nov. 30	Total Crop	Prior to Sept. 1	September	October	November	After Nov. 30	Total Crop
Grades	Bales	Bales	Bales	Bales	Bales	Bales	Bales	Bales	Bales	Bales	Bales	Bales
White:												
1-M.F.	-	-	-	-	-	-	-	-	-	-	-	-
2-S.G.M.	-	-	-	-	-	-	-	-	-	-	-	-
3-G.M.	1,432	913	65	-	-	2,430	544	340	76	-	6	988
4-S.M.	73,196	71,409	22,229	589	60	167,513	24,880	98,321	16,954	1,758	658	144,611
5-M.	106,871	165,189	82,641	4,878	840	350,317	87,739	817,648	410,175	47,001	5,008	1,067,572
6-S.L.M.	5,982	44,102	73,361	20,160	3,204	146,789	11,300	99,524	404,368	129,970	34,536	679,698
7-L.M.	330	7,099	13,068	12,362	16,248	49,105	546	8,027	40,984	30,751	75,572	155,880
8-S.G.O.	41	447	1,400	1,304	7,031	10,223	41	1,433	8,216	4,396	61,771	75,866
9-G.O.	-	-	179	131	304	614	29	76	316	281	18,697	19,301
Total.	187,862	279,159	192,883	39,422	27,706	726,991	125,129	725,370	885,072	214,167	196,148	2,143,886
Spotted:												
3-G.M.	-	-	10	-	-	10	-	40	222	916	76	1,253
4-S.M.	17	349	257	24	48	695	23	1,175	7,618	10,126	2,090	21,032
5-M.	55	714	624	462	276	2,131	55	336	1,643	13,897	17,276	33,416
6-S.L.M.	10	15	119	102	1,248	1,496	-	109	255	5,654	27,885	31,903
7-L.M.	16	8	15	87	566	702	-	-	28	1,144	33,068	34,235
Total.	98	1,086	1,025	775	2,139	5,123	88	1,660	9,966	28,736	80,389	121,838
Tinged:												
3-G.M.	-	-	-	-	-	-	-	-	-	116	-	116
4-S.M.	-	-	-	-	-	-	-	-	55	948	518	1,519
5-M.	-	-	-	-	-	-	-	9	11	686	1,723	2,428
6-S.L.M.	-	-	-	-	15	15	-	-	-	97	2,416	2,512
7-L.M.	-	-	-	-	-	-	-	-	-	96	5,382	5,478
Total.	-	-	-	-	15	15	-	9	64	1,944	10,038	12,055
Yellow Stained:												
3-G.M.	-	-	-	-	-	-	-	-	-	-	-	-
4-S.M.	-	-	-	-	-	-	-	-	-	-	-	-
5-M.	-	-	-	-	-	-	-	-	-	-	70	70
Total.	-	-	-	-	-	-	-	-	-	-	70	70
Gray:												
3-G.M.	-	-	11	-	-	11	-	-	-	10	-	10
4-S.M.	-	15	8	-	-	23	-	23	192	149	242	606
5-M.	-	143	7	31	270	451	-	8	237	444	9,071	9,760
6-S.L.M.	-	-	-	-	-	-	-	-	-	72	537	609
Total.	-	158	26	31	270	485	-	31	429	675	9,850	10,985
Below Grade	-	-	18	40	22	80	-	12	66	70	3,377	3,514
All grades.	187,960	280,403	193,922	40,268	30,151	1/ 732,694	125,217	727,082	893,686	246,592	299,872	1/ 2,292,349
Grade index	101.4	99.6	96.9	91.3	84.0	98.3	100.2	99.6	96.4	93.6	82.1	95.4
Staple length (inches)												
15/16 and shorter	67	328	101	-	-	496	35	20	20	10	-	85
7/8	362	904	663	-	-	1,929	99	659	356	39	257	1,410
29/32	288	795	854	16	16	1,768	62	356	538	29	38	1,012
15/16	1,015	3,611	2,201	92	30	6,947	394	2,774	2,804	377	6,302	11,361
31/32	1,436	3,926	2,933	430	656	9,379	610	4,834	4,788	224	1,563	12,019
1	9,526	29,106	21,707	5,343	2,122	67,803	2,934	43,588	42,690	6,395	19,051	121,668
1-1/32.	45,682	92,730	76,740	17,484	8,788	241,404	47,254	145,737	172,180	36,554	52,238	452,843
1-1/16.	102,102	107,073	67,595	13,616	16,266	305,652	42,504	284,184	384,922	109,469	172,116	993,184
1-3/32.	35,876	39,282	20,010	3,119	3,230	90,617	20,998	202,880	251,378	89,477	47,224	611,957
1-1/8	1,604	3,431	1,167	158	44	6,404	3,020	38,078	30,019	4,566	1,842	77,515
1-5/32.	18	89	66	-	-	170	277	3,212	2,825	340	152	6,806
1-3/16.	-	113	43	-	-	156	40	369	649	44	51	1,153
1-7/32.	-	8	32	-	-	40	-	25	106	20	17	168
1-1/4 and longer.	10	8	11	-	-	29	-	360	611	88	12	1,060
All lengths	187,960	280,403	193,922	40,268	30,151	1/ 732,694	126,217	727,082	893,686	246,592	299,872	1/ 2,292,349
Average staple length (32d inches).	33.7	33.6	33.4	33.3	33.6	33.5	33.7	34.0	34.0	34.2	33.8	34.0

1/ As reported by the Bureau of the Census, running bales, linters excluded.

© UPDATA 1981

Table 29.—Grade and staple length of upland cotton ginned, during specified periods, by States, 1948-49 -- Continued

Grade and staple length	MISSOURI						NEW MEXICO					
	Prior to Sept. 1	September	October	November	After Nov. 30	Total Crop	Prior to Sept. 1	September	October	November	After Nov. 30	Total Crop
Grades	Bales	Bales	Bales	Bales	Bales	Bales	Bales	Bales	Bales	Bales	Bales	Bales
Extra White:												
3-S.M.	-	-	-	-	-	-	-	10,664	10,984	1,186	5	22,838
4-S.M.	-	-	-	-	-	-	-	27,968	65,379	20,739	643	112,729
5-M.	-	-	-	-	-	-	-	4,993	16,024	30,001	4,683	55,701
6-S.L.M.	-	-	-	-	-	-	-	231	1,264	8,654	3,585	13,734
7-L.M.	-	-	-	-	-	-	-	51	166	796	1,288	2,301
8-S.G.O.	-	-	-	-	-	-	-	10	2	32	553	597
9-G.O.	-	-	-	-	-	-	-	-	-	-	240	240
Total	-	-	-	-	-	-	-	43,917	93,819	61,407	10,897	208,040
White:												
1-M.F.	-	-	-	-	-	-	-	-	-	-	-	-
2-S.G.M.	-	-	-	-	-	-	-	-	1	-	-	1
3-G.M.	-	-	-	-	-	-	-	-	1	-	-	1
4-S.M.	-	10,611	3,226	110	-	13,947	-	-	72	10	-	82
5-M.	-	65,065	104,203	5,933	254	174,285	-	3	226	14	1	244
6-S.L.M.	-	16,583	113,704	14,388	240	144,695	-	4	28	48	9	90
7-L.M.	-	139	1,513	8,859	7,598	18,119	-	-	4	15	14	33
8-S.G.O.	-	-	48	12,472	46,448	58,868	-	-	-	3	9	12
9-G.O.	-	44	-	2,921	5,472	8,437	-	-	-	-	2	2
Total	-	93,042	222,694	42,693	60,022	418,461	-	7	332	91	36	466
Spotted:												
3-G.M.	-	-	19	37	-	56	-	1	301	149	76	527
4-S.M.	-	22	1,940	1,686	32	3,660	-	96	1,128	963	781	2,968
5-M.	-	44	2,744	6,891	535	10,014	-	47	243	1,235	1,844	3,369
6-S.L.M.	-	52	412	9,417	14,288	24,179	-	13	8	367	3,403	3,791
7-L.M.	-	56	-	9,637	30,842	40,534	-	4	1	114	2,985	3,104
Total	-	173	5,116	27,468	46,707	78,463	-	161	1,681	2,828	9,089	13,759
Tinged:												
3-G.M.	-	-	-	-	-	-	-	-	-	-	-	-
4-S.M.	-	-	29	48	-	77	-	-	-	1	7	8
5-M.	-	-	-	90	166	256	-	-	-	8	94	102
6-S.L.M.	-	-	-	132	2,505	2,637	-	-	-	-	273	273
7-L.M.	-	-	-	379	6,531	6,910	-	-	-	-	388	388
Total	-	-	29	849	9,202	9,880	-	-	-	9	787	766
Yellow Stained:												
3-G.M.	-	-	-	-	-	-	-	-	-	-	-	-
4-S.M.	-	-	-	-	-	-	-	-	-	-	1	1
5-M.	-	-	-	-	-	-	-	-	-	-	2	2
Total	-	-	-	-	-	-	-	-	-	-	3	3
Gray:												
3-G.M.	-	-	-	-	10	10	-	-	36	28	20	84
4-S.M.	-	20	286	79	20	415	-	-	8	147	142	297
5-M.	-	11	421	259	81	772	-	-	1	260	338	599
6-S.L.M.	-	-	-	8	-	8	-	-	-	-	-	-
Total	-	31	717	346	111	1,205	-	-	45	435	500	980
Below Grade	-	11	-	2,315	1,432	3,758	-	-	-	3	966	969
All grades	-	93,257	228,556	73,471	116,474	1/ 511,757	-	44,085	93,877	64,773	22,247	1/ 224,982
Grade index	-	99.3	98.8	84.1	78.4	90.8	-	103.7	103.1	100.0	87.8	100.8
Staple length (inches)												
13/16 and shorter	-	-	20	-	8	28	-	1	77	860	1,190	1,928
7/8	-	-	263	116	1,833	2,012	-	23	372	761	2,200	3,356
29/32	-	9	88	27	43	167	-	-	152	209	84	445
15/16	-	153	504	428	11,465	12,540	-	17	422	406	3,157	4,002
31/32	-	39	117	57	4,700	4,913	-	6	106	142	80	334
1	-	603	4,411	5,205	31,265	41,484	-	26	276	539	2,021	2,862
1-1/32	-	5,672	28,747	33,782	82,972	151,163	-	215	434	1,008	2,066	3,727
1-1/16	-	37,887	173,863	33,067	4,282	249,099	-	1,601	3,374	9,903	5,185	20,063
1-3/32	-	46,724	20,386	794	94	67,998	-	18,426	42,470	38,587	5,565	106,047
1-1/8	-	2,170	148	15	22	2,353	-	18,794	40,641	11,414	634	71,483
1-5/32	-	-	10	-	-	10	-	2,086	4,002	684	52	6,833
1-3/16	-	-	-	-	-	-	-	796	705	202	13	1,716
1-7/32	-	-	-	-	-	-	-	637	420	92	-	1,149
1-1/4 and longer	-	-	-	-	-	-	-	455	426	186	-	1,057
All lengths	-	93,257	228,556	73,471	116,474	1/ 511,757	-	44,085	93,877	64,773	22,247	1/ 224,982
Average staple length (32d inches)	-	34.5	33.9	33.4	32.3	33.6	-	35.6	35.5	34.8	32.4	35.0

1/ As reported by the Bureau of the Census, running bales, linters excluded.

© UPDATA 1981

Table 29. --Grade and staple length of upland cotton ginned, during specified periods, by States, 1948-49 -- Continued

Grade and staple length	NORTH CAROLINA						OKLAHOMA					
	Prior to Sept. 1	September	October	November	After Nov. 30	Total Crop	Prior to Sept. 1	September	October	November	After Nov. 30	Total Crop
Grades	Bales	Bales	Bales	Bales	Bales	Bales	Bales	Bales	Bales	Bales	Bales	Bales
White:												
1-M.F.	-	-	-	-	-	-	-	-	-	-	-	-
2-S.G.M.	-	-	-	-	-	-	-	-	-	-	-	-
3-G.M.	-	672	14	17	-	703	-	221	591	23	-	836
4-S.M.	-	17,668	1,584	441	292	19,986	-	13,812	21,539	542	34	35,717
5-M.	-	113,388	44,882	8,316	3,286	170,874	-	26,670	57,163	4,115	242	88,190
6-S.L.M.	-	84,470	109,692	54,600	11,287	260,029	-	10,583	26,044	14,165	1,226	52,037
7-L.M.	-	2,911	71,653	66,818	28,204	169,786	-	1,484	5,473	7,342	2,975	17,274
8-S.G.O.	-	662	1,775	2,949	16,078	21,464	-	129	774	1,800	869	3,572
9-G.O.	-	62	137	570	1,280	2,039	-	56	49	203	86	394
Total.	-	219,825	229,937	134,715	60,407	644,880	-	57,755	111,835	28,210	5,421	198,019
Spotted:												
3-G.M.	-	11	11	149	283	454	-	2,212	10,993	468	7	13,680
4-S.M.	-	289	692	2,816	3,041	6,840	-	20,441	37,160	11,736	678	69,924
5-M.	-	288	790	5,299	7,939	14,326	-	2,938	8,412	20,954	3,484	33,788
6-S.L.M.	-	74	433	1,661	9,080	11,248	-	177	830	9,112	5,301	15,420
7-L.M.	-	11	44	374	6,861	7,290	-	29	72	1,738	1,833	3,672
Total.	-	673	1,979	10,301	27,204	40,157	-	25,797	55,476	44,008	11,203	136,484
Tinged:												
3-G.M.	-	-	-	12	-	12	-	-	58	646	12	716
4-S.M.	-	-	11	409	411	831	-	-	183	7,544	330	8,057
5-M.	-	-	-	417	966	1,383	-	-	91	6,586	3,578	10,255
6-S.L.M.	-	-	-	112	1,609	1,721	-	17	18	1,675	3,197	4,907
7-L.M.	-	-	-	42	633	675	-	-	24	116	666	806
Total.	-	-	11	992	3,619	4,622	-	17	374	14,666	7,783	24,740
Stained:												
3-G.M.	-	-	-	-	-	-	-	-	-	-	-	-
4-S.M.	-	-	-	-	-	-	-	-	-	139	71	210
5-M.	-	-	-	-	14	14	-	-	-	409	755	1,164
Total.	-	-	-	-	14	14	-	-	-	548	826	1,374
Gray:												
3-G.M.	-	-	-	-	8	8	-	-	-	-	-	-
4-S.M.	-	354	190	23	252	819	-	-	-	9	-	9
5-M.	-	81	99	365	5,203	5,748	-	-	-	9	-	9
6-S.L.M.	-	-	-	-	-	-	-	-	-	-	-	-
Total.	-	435	289	388	5,463	6,575	-	-	-	18	-	18
Below Grade	-	8	84	306	396	794	-	7	51	305	503	866
All grades	-	220,939	232,300	146,700	97,103	1/ 697,042	-	78,576	167,534	89,655	25,736	1/ 361,501
Grade index	-	97.7	98.3	89.6	84.7	92.4	-	88.0	98.4	90.4	82.8	95.4
Staple length (inches)												
13/16 and shorter.	-	-	23	105	24	152	-	14,898	24,014	13,240	6,566	58,721
7/8.	-	19	93	498	511	1,121	-	15,568	40,301	32,085	11,292	99,246
29/32.	-	-	12	144	82	238	-	7,238	21,801	14,892	3,371	47,302
15/16.	-	144	1,083	1,395	3,789	6,411	-	12,652	41,963	21,094	3,422	79,131
31/32.	-	442	5,813	2,580	7,511	16,146	-	6,987	20,651	5,117	628	33,383
1.	-	19,775	57,767	28,850	38,552	126,984	-	11,366	14,184	2,756	445	28,761
1-1/32	-	85,719	119,274	85,014	38,975	328,982	-	6,387	3,715	365	10	10,472
1-1/16	-	95,702	40,889	26,347	7,133	178,871	-	2,877	848	39	-	3,924
1-3/32	-	25,083	6,164	1,615	650	32,482	-	470	67	7	-	544
1-1/8.	-	2,783	248	76	46	3,163	-	37	10	-	-	47
1-5/32	-	289	12	43	8	292	-	-	-	-	-	-
1-3/16	-	16	22	15	1	54	-	-	-	-	-	-
1-7/32	-	16	33	-	-	49	-	-	-	-	-	-
1-1/4 and longer	-	21	57	18	21	117	-	-	-	-	-	-
All lengths	-	220,939	232,300	146,700	97,103	1/ 697,042	-	78,576	167,534	89,655	25,736	1/ 361,501
Average staple length (32d inches)	-	33.6	33.0	32.9	32.4	33.1	-	29.6	29.2	28.7	28.0	29.1

1/ As reported by the Bureau of the Census, running bales, linters excluded.

© UPDATA 1981

Table 29.--Grade and staple length of upland cotton ginned, during specified periods, by States, 1948-49--Continued

Grade and staple length	SOUTH CAROLINA						TENNESSEE					
	Prior to Sept. 1	September	October	November	After Nov. 30	Total Crop	Prior to Sept. 1	September	October	November	After Nov. 30	Total Crop
Grades	Bales	Bales	Bales	Bales	Bales	Bales	Bales	Bales	Bales	Bales	Bales	Bales
White:												
1-M.F.	-	-	-	-	-	-	-	-	-	-	-	-
2-S.G.M.	-	-	-	-	-	-	-	-	-	-	-	-
3-G.M.	-	126	63	9	-	198	-	-	-	-	-	-
4-S.M.	3,756	16,193	2,934	383	155	23,361	-	18,926	9,601	338	200	29,065
5-M.	56,988	157,327	59,530	7,293	3,453	284,591	-	106,444	195,473	4,770	677	307,564
6-S.L.M.	30,784	134,671	109,623	40,996	13,671	329,745	-	14,982	101,337	11,411	818	128,548
7-L.M.	1,185	23,860	76,385	48,999	20,725	171,154	-	137	733	5,246	7,126	13,242
8-S.G.O.	50	2,056	9,836	10,531	8,894	31,167	-	22	73	1,591	12,561	14,247
9-G.O.	-	202	346	850	2,555	3,953	-	-	-	321	2,896	3,217
Total.	92,763	334,435	258,717	109,001	49,253	844,169	-	140,711	307,217	23,677	24,278	495,883
Spotted:												
3-G.M.	13	89	196	98	77	473	-	6	1,742	110	32	1,890
4-S.M.	66	882	1,016	1,316	1,138	4,418	-	634	19,318	12,927	1,074	33,953
5-M.	23	1,097	1,223	2,186	2,996	7,525	-	208	5,563	17,861	4,124	27,756
6-S.L.M.	-	400	927	1,097	1,726	4,150	-	33	238	6,194	8,537	15,002
7-L.M.	-	80	143	243	1,200	1,666	-	6	38	3,821	19,304	23,169
Total.	102	2,548	3,505	4,940	7,137	18,232	-	887	26,899	40,913	33,071	101,770
Tinged:												
3-G.M.	-	-	-	-	23	23	-	-	85	120	59	264
4-S.M.	-	-	-	16	47	63	-	-	691	4,823	1,084	6,598
5-M.	-	-	-	-	91	91	-	-	61	5,436	4,242	9,739
6-S.L.M.	-	-	-	12	23	35	-	-	-	1,747	8,878	10,625
7-L.M.	-	-	-	12	29	41	-	-	8	1,831	9,629	11,468
Total.	-	-	-	40	213	253	-	-	845	13,957	23,892	38,694
Stained:												
3-G.M.	-	-	-	-	-	-	-	-	-	-	-	-
4-S.M.	-	-	-	-	-	-	-	-	-	-	-	-
5-M.	-	-	-	-	-	-	-	-	-	28	218	246
Total.	-	-	-	-	-	-	-	-	-	28	218	246
Gray:												
3-G.M.	-	-	-	-	-	-	-	-	11	-	-	11
4-S.M.	-	351	524	99	156	1,130	-	-	107	229	39	375
5-M.	-	554	3,015	1,711	1,807	7,087	-	-	53	55	131	239
6-S.L.M.	-	-	-	-	5	5	-	-	-	-	-	-
Total.	-	905	3,539	1,810	1,968	8,222	-	-	171	284	170	625
Below Grade	-	-	30	188	493	711	-	-	-	314	3,538	3,852
All Grades.	92,865	337,888	265,791	115,979	59,064	1/871,587	-	141,598	335,132	79,173	85,167	1/641,070
Grade Index	98.0	96.5	92.0	88.5	86.2	93.5	-	99.9	98.0	9.00	77.4	94.7
Staple length (inches)												
13/16 and shorter	-	-	-	-	6	6	-	536	1,701	820	1,361	4,418
7/8	-	10	8	119	-	137	-	3,533	8,944	3,161	8,820	24,458
29/32	-	-	7	34	14	55	-	2,061	8,460	1,267	2,063	13,851
15/16	92	248	1,398	582	1,414	3,734	-	4,818	23,381	8,940	26,356	63,495
31/32	1,011	1,035	9,430	2,420	2,153	16,029	-	2,899	19,756	5,174	5,090	31,919
1	16,407	22,151	62,232	36,327	20,552	157,669	-	11,176	61,905	21,263	24,451	118,795
1-1/32.	52,552	171,379	136,026	64,246	28,675	452,978	-	31,728	103,737	23,336	13,664	172,465
1-1/16.	22,219	129,330	51,960	11,376	5,821	220,706	-	59,641	87,635	14,433	3,210	164,919
1-3/32.	433	8,964	2,924	440	361	13,122	-	23,985	20,162	748	142	45,037
1-1/8	99	2,810	1,016	108	60	4,053	-	1,221	376	16	10	1,625
1-5/32.	23	906	305	69	14	1,317	-	-	55	13	-	68
1-3/16.	-	495	219	66	-	780	-	-	-	-	-	-
1-7/32.	23	213	120	18	12	386	-	-	9	-	-	9
1-1/4 and longer.	46	347	118	74	-	615	-	-	11	-	-	11
All lengths	92,865	337,888	265,791	115,979	59,064	1/871,587	-	141,598	335,132	79,173	85,167	1/641,070
Average staple length (32d inches)	33.1	33.4	32.9	32.7	32.6	33.1	-	33.4	32.6	32.1	31.0	32.5

1/ As reported by the Bureau of the Census, running bales, linters excluded.

© UPDATA 1981

Table 29.—Grade and staple length of upland cotton ginned, during specified periods, by States, 1948-49 — Continued

Grade and staple length	TEXAS						VIRGINIA					
	Prior to Sept. 1	September	October	November	After Nov. 30	Total Crop	Prior to Sept. 1	September	October	November	After Nov. 30	Total Crop
Grades	Bales	Bales	Bales	Bales	Bales	Bales	Bales	Bales	Bales	Bales	Bales	Bales
Extra White:												
3-G.M.	-	13,797	10,947	1,350	4	26,098	-	-	-	-	-	-
4-S.M.	-	30,292	36,186	11,092	541	78,111	-	-	-	-	-	-
5-M.	-	4,402	6,954	12,074	2,806	26,236	-	-	-	-	-	-
6-S.L.M.	-	123	286	1,629	1,592	3,630	-	-	-	-	-	-
7-L.M.	-	4	9	76	373	462	-	-	-	-	-	-
8-S.G.O.	-	-	-	-	103	103	-	-	-	-	-	-
9-G.O.	-	-	-	-	63	63	-	-	-	-	-	-
Total.	-	48,618	54,382	26,221	5,482	134,703	-	-	-	-	-	-
White:												
1-M.F.	-	-	-	-	-	-	-	-	-	-	-	-
2-S.G.M.	-	1	4	-	-	5	-	-	-	-	-	-
3-G.M.	20,433	7,667	4,173	-	-	32,273	-	32	20	10	-	62
4-S.M.	214,170	137,360	74,261	4,494	208	430,493	-	-	-	-	-	-
5-M.	426,594	298,408	311,076	61,160	2,375	1,099,613	-	739	839	354	29	1,961
6-S.L.M.	99,605	93,500	139,918	171,341	14,579	518,943	-	1,574	5,450	5,593	896	13,513
7-L.M.	12,165	23,721	23,698	76,504	22,626	158,914	-	149	491	1,054	1,894	3,588
8-S.G.O.	1,475	3,297	2,045	7,759	5,221	19,797	-	52	39	20	55	166
9-G.O.	8	84	28	947	1,083	1,850	-	26	-	-	-	26
Total.	774,450	564,038	555,203	321,905	46,292	2,262,888	-	2,572	6,839	7,031	2,874	19,316
Spotted:												
3-G.M.	4,185	24,924	18,666	792	329	48,897	-	-	-	-	8	8
4-S.M.	14,065	99,469	151,123	56,045	3,623	324,325	-	-	-	66	82	148
5-M.	4,174	24,188	38,092	84,068	26,429	176,951	-	-	-	442	408	850
6-S.L.M.	489	661	1,521	30,316	37,924	70,911	-	-	-	136	416	552
7-L.M.	35	63	30	3,459	10,975	14,562	-	-	-	-	43	43
Total.	22,949	149,305	209,432	174,680	79,280	635,646	-	-	-	644	957	1,601
Tinged:												
3-G.M.	-	-	-	91	26	117	-	-	-	-	-	-
4-S.M.	-	-	43	2,488	1,026	3,557	-	-	-	5	-	5
5-M.	-	23	10	2,682	4,608	7,323	-	-	-	16	8	24
6-S.L.M.	-	-	10	350	3,449	3,819	-	-	-	26	39	65
7-L.M.	-	3	-	9	1,727	1,739	-	-	-	-	9	9
Total.	-	26	63	5,630	10,836	16,555	-	-	-	47	56	103
Stained:												
3-G.M.	-	12	-	-	1	13	-	-	-	-	-	-
4-S.M.	-	-	-	109	44	153	-	-	-	-	-	-
5-M.	-	-	-	110	268	378	-	-	-	-	-	-
Total.	-	12	-	219	313	544	-	-	-	-	-	-
Gray:												
3-G.M.	-	25	89	41	7	162	-	-	-	-	-	-
4-S.M.	23	210	897	735	215	2,080	-	-	-	-	-	-
5-M.	-	929	811	2,388	1,645	5,773	-	-	-	-	58	58
6-S.L.M.	-	-	-	27	204	231	-	-	-	-	-	-
Total.	23	1,164	1,797	3,191	2,071	8,246	-	-	-	-	58	58
Below Grade.	68	22	35	350	2,331	2,806	-	-	-	-	-	-
All grades	797,490	763,185	820,912	532,196	146,605	1/3,060,388	-	2,572	6,839	7,722	3,945	1/ 21,078
Grade index.	100.1	99.3	98.6	93.0	85.8	97.6	-	94.7	94.0	92.7	87.7	92.4
Staple length (inches)												
13/16 and shorter.	687	53,643	166,956	198,677	74,268	494,231	-	-	-	-	-	-
7/8.	8,213	106,055	199,094	148,937	36,972	499,271	-	-	-	-	-	-
29/32.	33,698	167,067	164,157	75,719	12,437	453,078	-	-	-	-	-	-
15/16.	110,029	246,566	168,556	63,741	9,485	598,377	-	6	-	5	4	15
31/32.	92,409	66,821	44,162	13,351	1,970	218,713	-	-	7	-	-	7
1.	172,594	45,504	17,742	4,188	2,139	241,967	-	12	374	745	1,026	2,157
1-1/32	225,933	23,888	4,639	1,192	1,718	257,370	-	174	3,697	4,508	2,434	10,763
1-1/16	143,269	6,371	3,255	3,058	2,958	158,911	-	1,604	2,946	2,180	473	6,803
1-3/32	10,281	12,968	16,040	13,558	3,554	56,405	-	705	240	274	8	1,227
1-1/8.	377	24,591	27,199	7,871	829	60,867	-	71	13	5	-	89
1-5/32	-	6,341	5,803	1,185	138	13,467	-	-	12	-	-	12
1-3/16	-	1,466	1,611	434	113	3,624	-	-	-	-	-	-
1-7/32	-	1,104	999	216	32	2,351	-	-	-	5	-	5
1-1/4 and longer	-	980	695	69	12	1,756	-	-	-	-	-	-
All lengths.	797,490	763,185	820,912	532,196	146,605	1/3,060,388	-	2,572	6,839	7,722	3,945	1/ 21,078
Average staple length (32ds inches)	32.1	29.9	29.0	28.1	27.7	29.8	-	34.2	33.4	33.3	32.9	33.4

1/ As reported by the Bureau of the Census, running bales, linters excluded.

© UPDATA 1981

Table 30.--Grade and staple length of upland cotton ginned, by States and districts, 1948-49

Grade and staple length	ALABAMA				ARKANSAS				
	Ginned in district			Ginned in the State	Ginned in district				Ginned in the State
	1	2	3		1	2	3	4	
Grades	Bales	Bales	Bales	Bales	Bales	Bales	Bales	Bales	Bales
White:									
1-M.F.	-	-	-	-	-	-	-	-	-
2-S.G.M.	-	36	-	36	-	-	-	-	-
3-G.M.	135	325	13	473	207	79	474	286	1,046
4-S.M.	21,260	25,676	4,008	50,944	14,609	35,024	29,126	36,304	115,063
5-M.	302,129	169,527	50,057	521,713	66,090	358,629	86,059	235,621	746,399
6-S.L.M.	172,875	116,388	80,253	369,516	17,343	303,663	36,684	153,855	511,545
7-L.M.	14,060	17,869	15,418	46,743	2,796	64,181	9,118	39,039	115,134
8-S.G.O.	9,103	869	1,936	11,908	905	66,425	2,088	20,893	90,311
9-G.O.	2,424	122	401	2,947	34	29,464	258	4,434	34,190
Total.	521,986	330,208	152,086	1,004,280	101,984	857,465	163,807	490,432	1,613,688
Spotted:									
3-G.M.	1,892	1,108	25	3,025	43	567	62	108	780
4-S.M.	28,631	9,612	1,191	39,434	1,962	13,151	1,487	6,602	23,202
5-M.	28,964	4,899	2,400	36,263	3,548	34,564	2,532	23,672	64,316
6-S.L.M.	22,505	1,321	575	24,401	3,368	40,847	1,076	33,442	78,733
7-L.M.	23,379	210	85	23,674	1,708	47,118	195	23,183	72,204
Total.	105,371	17,150	4,276	126,797	10,629	136,247	5,352	87,007	239,235
Tinged:									
3-G.M.	296	-	-	296	-	35	-	10	45
4-S.M.	3,377	-	-	3,377	130	871	-	467	1,468
5-M.	4,373	-	-	4,373	234	3,608	-	2,469	6,311
6-S.L.M.	4,788	25	-	4,813	316	4,841	11	4,864	10,032
7-L.M.	12,131	12	-	12,143	175	9,421	20	4,070	13,679
Total.	24,965	37	-	25,002	855	18,769	31	11,880	31,535
Stained:									
3-G.M.	-	-	-	-	-	-	-	-	-
4-S.M.	103	-	-	103	-	-	-	9	9
5-M.	255	-	-	255	-	123	-	50	173
Total.	358	-	-	358	-	123	-	59	182
Gray:									
3-G.M.	-	22	-	22	-	202	-	19	221
4-S.M.	214	241	315	770	6	2,073	110	3,055	5,244
5-M.	418	1,249	605	2,272	412	5,969	1,429	13,938	21,748
6-S.L.M.	22	-	33	55	-	66	-	100	166
Total.	654	1,512	953	3,119	418	8,310	1,539	17,112	27,379
Below Grade	7,290	80	261	7,631	56	7,335	49	2,720	10,160
All Grades	660,624	348,987	157,576	1/ 1,167,187	113,942	1,028,249	170,778	609,210	1/ 1,922,179
Grade index	94.6	97.2	94.9	95.4	97.7	92.1	97.9	93.5	93.4
Staple length (inches)									
13/16 and shorter	2,397	141	64	2,602	763	291	101	-	1,155
7/8	15,777	736	423	16,936	5,328	4,550	1,225	843	11,946
29/32	13,797	783	305	14,885	6,152	3,431	1,765	469	11,817
15/16	79,974	7,014	3,600	90,598	24,688	42,110	6,966	9,065	72,829
31/32	118,918	18,782	10,101	147,801	24,625	31,802	12,087	11,080	69,594
1	197,675	76,215	48,137	322,027	29,983	171,569	34,382	75,131	311,065
1-1/32	171,503	169,693	71,017	412,213	28,409	277,978	61,750	214,615	582,832
1-1/16	55,553	71,507	22,760	149,820	12,394	366,990	45,951	245,141	670,076
1-3/32	4,456	3,690	1,015	9,191	1,487	119,497	6,059	48,537	175,580
1-1/8	382	397	124	903	14	9,739	440	3,828	13,821
1-5/32	76	29	-	105	6	266	52	209	533
1-3/16	55	-	-	55	7	116	-	199	322
1-7/32	-	-	-	-	-	252	-	125	377
1-1/4 and longer	61	-	-	61	6	58	-	168	232
All lengths	660,624	348,987	157,576	1/ 1,167,187	113,942	1,028,249	170,778	609,210	1/ 1,922,179
Average staple length (32d inches)	31.9	32.8	32.6	32.2	31.7	33.2	32.8	33.4	33.1

1/ As reported by the Bureau of the Census, running bales, linters excluded.

© UPDATA 1981

COTTON PRODUCTION BY DISTRICTS, 1948-49

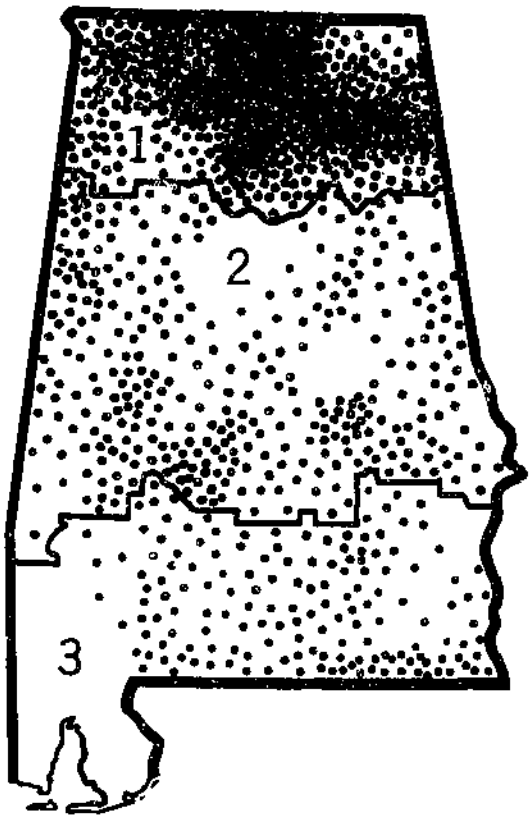

ALABAMA

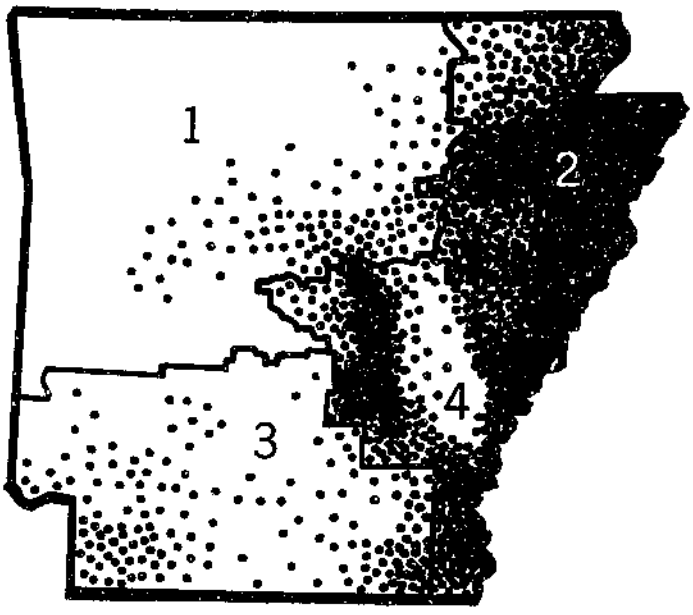

ARKANSAS

Each dot represents 1,000 bales

© UPDATA 1981

Table 30.--Grade and staple length of upland cotton ginned, by States and districts, 1948-49 - Continued

Grade and staple length	GEORGIA				LOUISIANA				
	Ginned in district			Ginned in the State	Ginned in district				Ginned in the State
	1	2	3		1	2	3	4	
Grades	Bales	Bales	Bales	Bales	Bales	Bales	Bales	Bales	Bales
White:									
1-M.F.	-	-	-	-	-	-	-	-	-
2-S.G.M.	-	-	-	-	-	-	-	-	-
3-G.M.	-	127	3,056	3,193	277	109	732	1,312	2,430
4-S.M.	6,615	5,817	33,550	45,980	18,960	6,779	90,772	51,002	167,513
5-M.	143,954	34,585	52,938	231,476	87,984	23,049	138,265	101,039	350,317
6-S.L.M.	147,926	71,871	58,680	277,977	59,293	4,912	50,144	32,440	146,789
7-L.M.	22,627	19,322	35,884	77,833	17,777	207	27,172	3,948	49,105
8-S.G.O.	4,926	1,299	2,751	8,976	3,146	21	7,022	34	10,223
9-G.O.	317	90	237	644	246	-	363	5	614
Total.	326,365	132,611	187,104	646,078	187,683	35,077	314,470	189,781	726,991
Spotted:									
3-G.M.	167	-	122	289	-	10	-	-	10
4-S.M.	35,283	4,214	2,825	42,322	120	-	202	373	695
5-M.	28,763	7,007	4,640	40,410	571	31	309	1,220	2,131
6-S.L.M.	5,856	1,142	255	7,252	996	24	251	314	1,585
7-L.M.	1,931	28	105	2,064	560	-	142	-	702
Total.	71,999	12,391	7,947	92,337	2,247	65	904	1,907	5,123
Tinged:									
3-G.M.	37	-	-	37	-	-	-	-	-
4-S.M.	1,022	-	-	1,022	-	-	-	-	-
5-M.	1,282	-	6	1,288	-	-	-	-	-
6-S.L.M.	1,790	9	-	1,799	15	-	-	-	15
7-L.M.	1,010	-	-	1,010	-	-	-	-	-
Total.	5,141	9	6	5,156	15	-	-	-	15
Stained:									
3-G.M.	-	-	-	-	-	-	-	-	-
4-G.M.	21	-	-	21	-	-	-	-	-
5-M.	34	-	-	34	-	-	-	-	-
Total.	55	-	-	55	-	-	-	-	-
Gray:									
3-G.M.	-	-	-	-	-	-	11	-	11
4-S.M.	373	410	290	1,073	-	-	-	23	23
5-M.	481	376	419	1,276	97	-	211	143	451
6-S.L.M.	-	-	-	-	-	-	-	-	-
Total.	854	786	709	2,349	97	-	222	166	485
Below Grade	631	75	37	643	39	-	41	-	80
All Grades.	404,943	145,872	195,803	1/ 746,618	190,061	35,142	315,637	191,854	1/ 732,694
Grade index	95.4	94.4	95.6	95.3	95.5	99.8	98.3	99.7	98.3
Staple length (inches)									
13/16 and shorter	108	43	119	270	8	480	-	8	496
7/8	697	276	690	1,663	128	1,536	10	256	1,929
29/32	265	340	917	1,522	101	1,556	11	100	1,758
15/16	5,015	5,670	8,193	18,878	666	4,601	790	890	6,947
31/32	12,697	15,569	27,973	56,139	2,019	4,202	1,918	1,240	9,379
1	120,405	61,478	87,088	268,971	22,329	12,170	19,113	14,191	67,803
1-1/32.	194,803	52,256	59,521	306,280	97,049	7,916	71,414	65,025	241,404
1-1/16.	67,433	9,655	10,936	88,024	61,846	2,419	156,304	86,083	305,652
1-3/32.	3,710	367	352	4,429	5,898	169	62,540	22,080	90,517
1-1/8	204	18	-	222	217	10	4,280	1,897	6,404
1-5/32.	6	-	6	12	-	-	155	15	170
1-3/16.	-	-	8	8	-	54	43	59	156
1-7/32.	-	-	-	-	-	-	40	-	40
1-1/4 and longer.	-	200	-	200	-	10	19	-	29
All lengths	404,943	145,872	195,803	1/ 746,618	190,061	35,142	316,637	191,854	1/ 732,694
Average staple length (32d inches).	32.8	32.3	32.2	32.5	33.2	31.6	33.9	33.6	33.6

1/ As reported by the Bureau of the Census, running bales, linters excluded.

© UPDATA 1981

COTTON PRODUCTION BY DISTRICTS, 1948-49

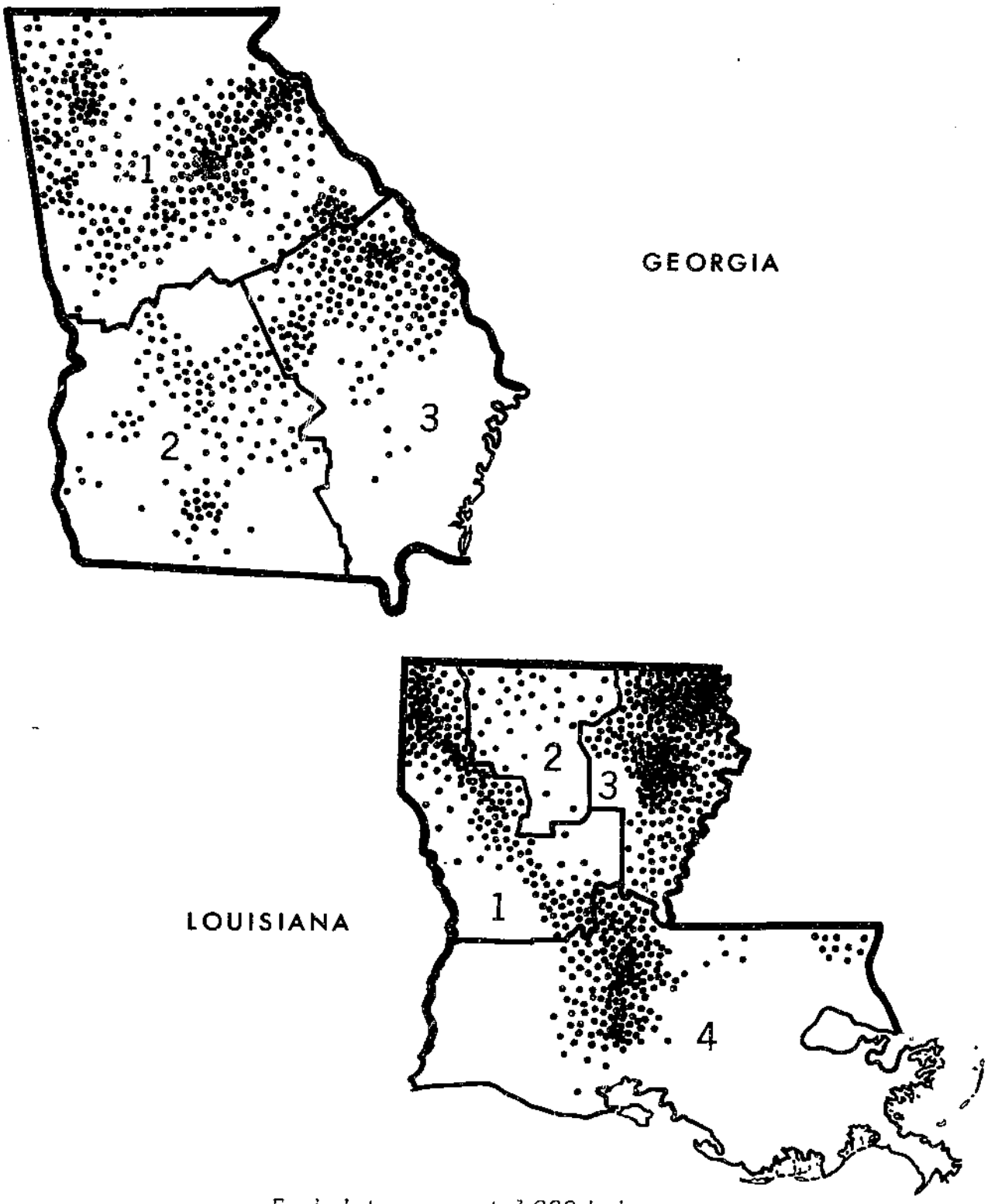

Each dot represents 1,000 bales

© UPDATA 1981

Table 30.--Grade and staple length of upland cotton ginned, by States and districts, 1948-49 - Continued

Grade and staple length	MISSISSIPPI					NORTH CAROLINA				
	Ginned in district				Ginned in the State	Ginned in district				Ginned in the State
	1	2	3	4		1	2	3		
Grades	Bales	Bales	Bales	Bales	Bales	Bales	Bales	Bales		Bales
White:										
1-M.F.	-	-	-	-	-	-	-	-		-
2-S.G.M.	-	-	-	-	-	-	-	-		-
3-G.M.	306	443	132	87	968	277	303	123		703
4-S.M.	74,685	38,852	18,099	13,096	144,611	8,226	4,696	7,063		19,985
5-M.	676,116	232,932	162,198	96,328	1,067,572	68,515	49,767	52,592		170,874
6-S.L.M.	386,524	115,859	98,096	79,219	679,698	86,594	108,572	64,863		260,029
7-L.M.	133,967	9,641	6,068	7,204	156,880	17,886	85,148	66,752		169,786
8-S.G.O.	71,331	4,087	144	294	75,856	6,381	10,470	4,613		21,464
9-G.O.	18,028	1,268	-	17	19,301	1,185	488	366		2,039
Total.	1,360,885	403,052	285,735	196,244	2,143,886	189,064	259,444	196,372		644,880
Spotted:										
3-G.M.	487	766	-	-	1,253	447	7	-		454
4-S.M.	6,047	13,670	1,217	98	21,032	6,361	424	55		6,840
5-M.	18,393	14,251	603	169	33,416	12,224	2,029	72		14,325
6-S.L.M.	25,006	5,415	417	65	31,903	9,309	1,838	101		11,248
7-L.M.	28,752	5,455	16	12	34,235	6,435	725	130		7,290
Total.	78,685	40,557	2,253	344	121,839	34,778	5,023	358		40,157
Tinged:										
3-G.M.	40	78	-	-	118	12	-	-		12
4-S.M.	116	1,594	9	-	1,519	824	7	-		831
5-M.	277	2,142	-	9	2,428	1,366	17	-		1,383
6-S.L.M.	1,026	1,486	-	-	2,512	1,685	36	-		1,721
7-L.M.	3,333	2,145	-	-	5,478	675	-	-		676
Total.	4,792	7,245	9	9	12,055	4,562	60	-		4,622
Stained:										
3-G.M.	-	-	-	-	-	-	-	-		-
4-S.M.	-	-	-	-	-	-	-	-		-
5-M.	61	19	-	-	70	14	-	-		14
Total.	61	19	-	-	70	14	-	-		14
Gray:										
3-G.M.	-	10	-	-	10	-	-	8		8
4-S.M.	240	366	-	-	606	12	261	546		819
5-M.	9,186	575	-	-	9,760	336	4,745	668		5,748
6-S.L.M.	609	-	-	-	609	-	-	-		-
Total.	10,034	951	-	-	10,985	347	5,006	1,222		6,575
Below Grade	1,832	1,682	-	-	3,514	448	192	154		794
All grades.	1,356,249	453,506	288,997	196,597	1/2,292,349	229,211	269,725	198,106		1/697,042
Grade index	94.1	96.9	97.9	97.2	95.4	93.6	91.4	92.4		92.4
Staple length (inches)										
13/16 and shorter.	-	21	9	55	85	152	-	-		152
7/8	11	909	278	212	1,410	1,090	16	16		1,121
29/32	12	750	74	176	1,012	238	-	-		238
15/16	-	8,389	697	2,266	11,351	4,888	383	1,140		6,411
31/32.	12	4,380	2,164	5,463	12,019	10,777	1,537	3,832		16,146
1.	3,330	38,107	35,320	44,911	121,668	48,102	41,958	38,904		128,964
1-1/32	68,878	119,935	156,562	107,568	452,943	93,670	137,092	98,220		328,982
1-1/16	866,308	214,041	79,815	33,025	993,184	56,673	71,586	50,612		178,871
1-3/32	538,061	61,697	9,722	2,577	611,957	11,813	15,749	4,920		32,482
1-1/8.	71,208	4,859	1,168	285	77,516	1,449	1,267	447		3,163
1-5/32	6,380	275	108	43	6,805	187	91	14		292
1-3/16	1,067	42	27	17	1,153	22	31	1		54
1-7/32	134	32	-	-	166	33	16	-		49
1-1/4 and longer	868	169	53	-	1,090	117	-	-		117
All lengths	1,356,249	453,506	288,997	196,597	1/2,292,349	229,211	269,725	198,106		1/697,042
Average staple length (32d inches).	34.5	33.6	33.2	32.9	34.0	33.0	33.2	33.1		33.1

1/ As reported by the Bureau of the Census, running bales, linters excluded.

© UPDATA 1981

COTTON PRODUCTION BY DISTRICTS, 1948-49

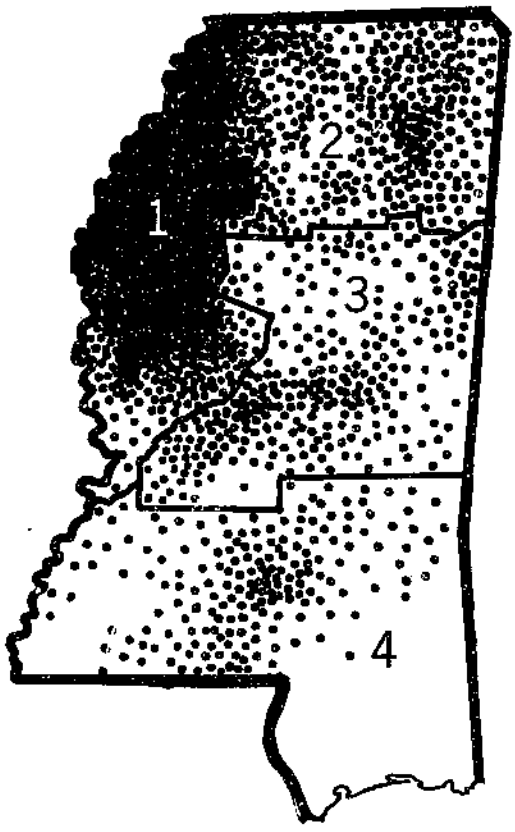

MISSISSIPPI

NORTH CAROLINA

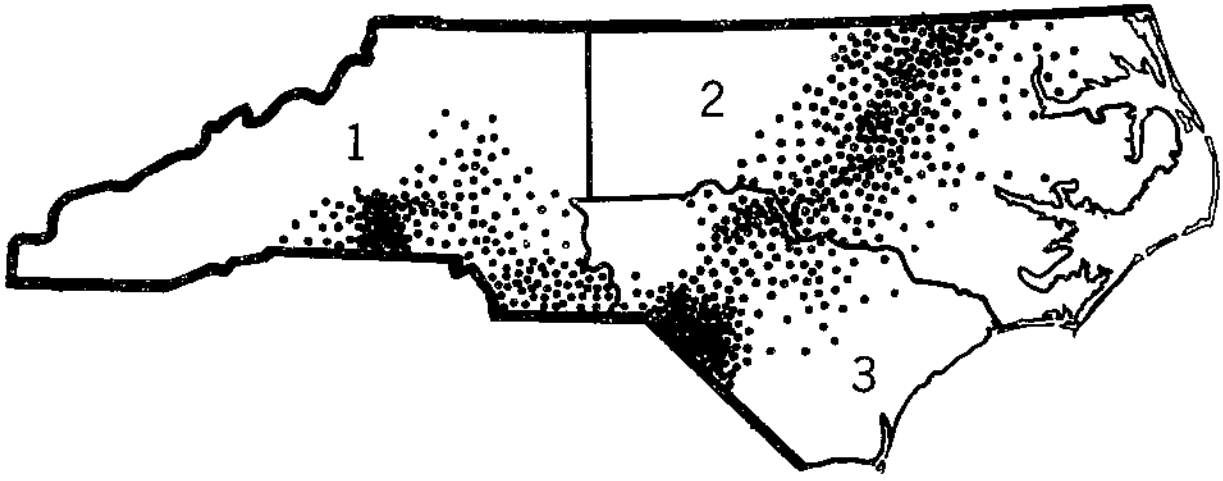

Each dot represents 1,000 bales

© UPDATA 1981

Table 30.-- Grade and staple length of upland cotton ginned, by States and districts, 1948-49 - Continued

Grade and staple length	OKLAHOMA				SOUTH CAROLINA				TENNESSEE			
	Ginned in district			Ginned in the State	Ginned in district			Ginned in the State	Ginned in district			Ginned in the State
	1	2	3		1	2	3		1	2		
Grades	Bales	Bales	Bales	Bales	Bales	Bales	Bales	Bales	Bales	Bales		Bales
White:												
1-M.F.	-	-	-	-	-	-	-	-	-	-		-
2-S.G.M.	-	-	-	-	-	-	-	-	-	-		-
3-G.M.	225	420	190	835	95	96	7	198	-	-		-
4-S.M.	18,278	8,246	9,195	35,717	9,108	10,928	3,524	23,561	26,184	2,681		29,065
5-M.	63,524	16,091	18,575	88,190	102,297	133,510	48,784	284,591	278,110	29,454		307,564
6-S.L.M.	31,680	11,169	9,288	52,087	126,826	130,843	75,078	329,746	117,868	10,690		128,548
7-L.M.	7,882	6,689	3,763	17,274	21,084	91,721	58,349	171,154	12,736	506		13,242
8-S.O.O.	1,176	1,329	1,068	3,572	1,941	16,746	12,460	31,167	13,980	267		14,247
9-G.O.	109	133	152	394	317	2,729	907	3,953	3,209	8		3,217
Total.	112,773	43,017	42,229	198,019	260,668	386,574	196,927	844,169	452,077	43,606		495,883
Spotted:												
3-G.M.	9,041	2,330	2,309	13,680	387	63	23	473	1,873	17		1,890
4-S.M.	44,365	15,157	10,402	69,924	3,939	244	236	4,418	29,404	4,549		33,953
5-M.	22,949	7,367	3,482	33,798	6,857	878	790	7,525	24,611	3,145		27,756
6-S.L.M.	8,882	6,624	1,314	16,420	2,048	586	1,516	4,150	13,704	1,298		15,002
7-L.M.	1,861	1,373	640	3,872	664	615	487	1,666	22,716	453		23,169
Total.	86,698	31,739	18,147	136,484	12,895	2,286	3,051	18,232	92,308	9,462		101,770
Tinged:												
3-G.M.	851	39	26	716	23	-	-	23	264	-		264
4-S.M.	7,060	756	262	8,057	63	-	-	63	5,334	1,264		6,598
5-M.	8,368	1,654	253	10,255	91	-	-	91	7,391	2,348		9,739
6-S.L.M.	3,156	1,678	73	4,907	23	-	12	35	9,724	901		10,626
7-L.M.	573	197	35	805	18	-	23	41	10,808	860		11,488
Total.	19,808	4,303	629	24,740	218	-	35	253	33,321	5,373		38,694
Yellow Stained:												
3-G.M.	-	-	-	-	-	-	-	-	-	-		-
4-S.M.	210	-	-	210	-	-	-	-	-	-		-
5-M.	1,164	-	-	1,164	-	-	-	-	185	61		246
Total.	1,374	-	-	1,374	-	-	-	-	185	61		246
Gray:												
3-G.M.	-	-	-	-	-	-	-	-	11	-		11
4-S.M.	9	-	-	9	-	714	416	1,130	375	-		375
5-M.	9	-	-	9	514	4,494	2,079	7,087	239	-		239
6-S.L.M.	-	-	-	-	-	-	6	6	-	-		-
Total.	18	-	-	18	514	5,208	2,500	8,222	626	-		625
Below Grade	628	224	14	866	63	467	181	711	3,677	176		3,852
All grades.	221,199	79,283	61,019	1/ 361,501	274,358	394,536	202,694	1/ 871,587	582,193	58,877		1/ 641,070
Grade index	96.4	94.5	97.0	96.4	95.6	93.1	91.6	93.5	94.6	95.9		94.7
Staple length (inches)												
13/16 and shorter	42,691	789	16,341	68,721	-	-	8	8	2,193	2,225		4,418
7/8	74,608	11,790	12,948	99,246	18	63	56	137	17,980	6,478		24,458
29/32	31,333	9,374	6,696	47,302	8	27	20	55	10,567	3,294		13,851
15/16	42,809	24,949	11,673	79,131	277	1,980	1,477	3,734	56,185	7,310		63,495
31/32	12,740	15,064	5,589	33,363	2,190	7,429	6,410	16,029	28,474	3,445		31,919
1	11,840	11,632	5,279	28,751	34,341	71,424	51,864	157,669	111,660	7,145		118,795
1-1/32.	3,992	3,986	2,494	10,472	137,480	210,379	105,139	452,978	160,870	11,595		172,465
1-1/16.	1,320	1,592	1,012	3,924	88,098	96,032	36,576	220,706	161,334	13,585		184,919
1-3/32.	256	196	92	544	8,543	3,607	972	13,122	41,453	3,584		45,037
1-1/8	10	21	16	47	2,563	1,346	155	4,063	1,464	161		1,625
1-5/32.	-	-	-	-	540	758	19	1,317	22	46		68
1-3/16.	-	-	-	-	256	524	-	780	-	-		-
1-7/32.	-	-	-	-	24	362	10	386	-	9		9
1-1/4 and longer.	-	-	-	-	-	615	-	615	11	-		11
All lengths	221,199	79,283	61,019	1/ 361,501	274,358	394,536	202,694	1/ 871,587	582,193	58,877		1/ 641,070
Average staple length (32d inches).	28.7	30.3	26.9	29.1	33.3	33.1	32.9	33.1	32.6	31.7		32.5

1/ As reported by the Bureau of the Census, running bales, linters excluded.

© UPDATA 1981

COTTON PRODUCTION BY DISTRICTS, 1948-49

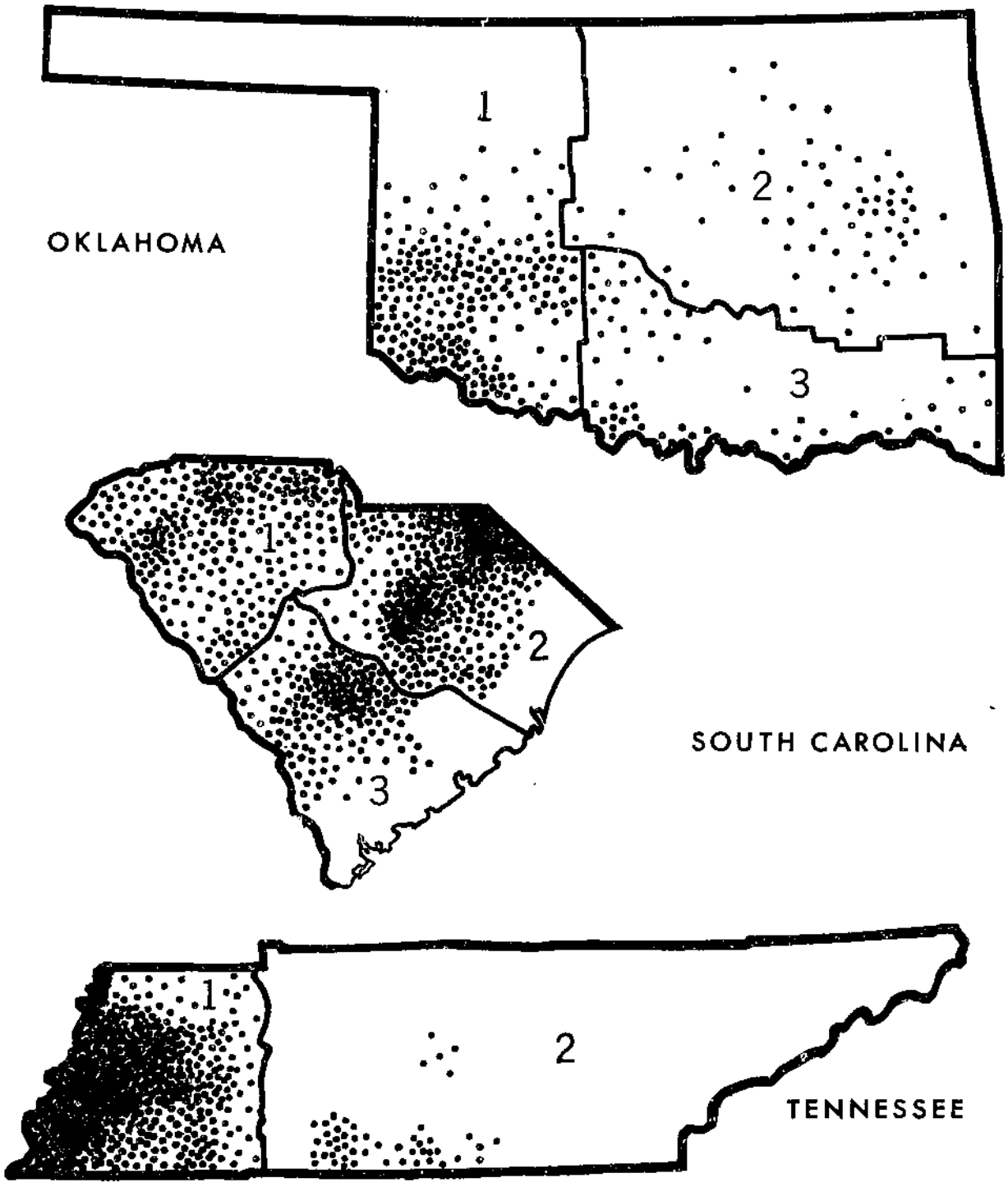

Each dot represents 1,000 bales

© UPDATA 1981

Table 30.-- Grade and staple length of upland cotton ginned, by States and districts, 1948-49 - Continued

TEXAS

Grade and staple length	Ginned in district										Ginned in the State
	1	2	3	4	5	6	7	8	9	10	
Grades	Bales	Bales	Bales	Bales	Bales	Bales	Bales	Bales	Bales	Bales	Bales
Extra White:											
3-G.M.	-	-	-	-	-	28,098	-	-	-	-	28,098
4-S.M.	-	-	-	-	-	78,111	-	-	-	-	78,111
5-M.	-	-	-	-	-	26,236	-	-	-	-	26,236
6-S.L.M.	-	-	-	-	-	3,530	-	-	-	-	3,630
7-L.M.	-	-	-	-	-	462	-	-	-	-	462
8-S.G.O.	-	-	-	-	-	103	-	-	-	-	103
9-G.O.	-	-	-	-	-	63	-	-	-	-	63
Total.	-	-	-	-	-	134,703	-	-	-	-	134,703
White:											
1-M.F.	-	-	-	-	-	-	-	-	-	-	-
2-S.G.M.	-	-	-	-	-	5	-	-	-	-	5
3-G.M.	60	55	138	23,048	2,080	-	-	5,240	606	1,043	32,273
4-S.M.	5,279	15,734	2,265	210,342	49,081	-	1,152	73,405	18,852	54,383	430,493
5-M.	104,318	169,803	7,704	296,237	93,246	-	10,176	128,138	66,591	224,405	1,099,613
6-S.L.M.	177,176	84,642	2,874	81,971	34,971	-	3,922	38,719	44,247	52,222	518,743
7-L.M.	81,080	19,152	573	20,699	6,821	-	246	9,165	15,381	5,602	158,914
8-S.G.O.	9,222	2,369	43	2,375	446	-	-	1,636	2,814	903	19,797
9-G.O.	1,255	369	3	116	-	-	-	10	77	-	1,850
Total.	378,389	292,317	13,606	633,988	186,645	5	15,496	254,319	148,568	338,566	2,261,888
Spotted:											
3-G.M.	5,183	10,929	549	25,169	4,318	492	36	1,988	35	199	48,897
4-S.M.	114,474	100,122	2,814	78,781	13,710	2,036	971	8,555	1,260	1,612	324,326
5-M.	97,455	43,529	1,304	18,280	7,964	2,069	601	2,254	2,665	823	176,951
6-S.L.M.	60,204	14,921	304	2,528	410	1,961	56	69	317	39	70,911
7-L.M.	10,128	2,378	-	314	16	1,670	-	21	22	13	14,562
Total.	277,442	171,879	4,971	125,181	26,416	8,228	1,665	12,887	4,289	2,666	635,646
Tinged:											
3-G.M.	6	101	-	-	-	10	-	-	-	-	117
4-S.M.	679	2,780	40	117	-	61	-	-	-	-	3,557
5-M.	1,808	4,658	54	206	23	575	-	-	-	-	7,323
6-S.L.M.	1,303	1,588	7	14	-	907	-	-	-	-	3,819
7-L.M.	450	201	-	-	-	1,088	-	-	-	-	1,739
Total.	4,146	9,308	101	337	23	2,642	-	-	-	-	16,555
Yellow Stained:											
3-G.M.	-	-	-	-	12	1	-	-	-	-	13
4-S.M.	35	109	-	-	-	9	-	-	-	-	153
5-M.	80	272	-	-	-	26	-	-	-	-	378
Total.	115	381	-	-	12	36	-	-	-	-	544
Gray:											
3-G.M.	-	11	-	138	-	13	-	-	-	-	162
4-S.M.	194	708	26	171	-	46	-	312	624	-	2,080
5-M.	956	3,056	-	60	-	22	-	269	1,411	-	5,773
6-S.L.M.	32	199	-	-	-	-	-	-	-	-	231
Total.	1,181	3,974	26	369	-	80	-	581	2,035	-	8,246
Below Grade	1,235	134	-	38	14	1,319	-	-	41	25	2,806
All grades.	662,508	477,991	18,703	769,913	213,112	147,013	17,161	267,787	154,933	341,267	1/ 3,060,388
Grade index	93.1	90.4	98.1	99.8	97.1	101.3	98.3	99.6	98.5	99.4	97.6
Staple length (inches)											
13/16 and shorter	332,779	128,758	5,329	18,387	4,267	939	2,551	794	59	377	494,231
7/8	184,025	176,083	7,489	96,376	12,286	2,847	7,485	8,532	1,051	3,707	494,271
29/32	87,340	82,790	3,838	236,819	20,587	34	4,315	24,746	1,540	4,369	466,078
15/16	49,080	64,018	1,926	330,185	72,161	2,699	1,899	82,326	12,559	11,545	598,377
31/32	15,703	18,803	228	63,875	30,188	88	768	45,980	19,288	14,992	219,713
1	9,210	6,870	54	11,942	31,228	1,635	122	60,753	57,239	54,114	241,067
1-1/32	3,012	740	24	2,036	21,091	2,426	81	50,433	49,310	138,307	257,370
1-1/16	769	149	16	405	5,794	9,559	-	14,338	12,690	115,265	158,911
1-3/32	247	-	-	44	474	45,695	-	792	819	8,427	56,905
1-1/8	59	-	-	34	26	60,316	-	16	72	344	60,867
1-5/32	42	-	-	-	-	13,425	-	-	-	-	13,467
1-3/16	77	-	-	-	-	3,547	-	-	-	-	3,624
1-7/32	118	-	-	-	-	2,233	-	-	-	-	2,351
1-1/4 and longer	67	-	-	-	-	1,689	-	-	-	-	1,756
All lengths	662,608	477,991	18,703	769,913	213,112	147,013	17,161	267,787	154,933	341,267	1/ 3,060,388
Average staple length (32d inches)	27.4	28.1	27.8	29.5	30.8	35.4	28.3	31.3	32.1	32.8	29.8

1/ As reported by the Bureau of the Census, running bales, linters excluded.

© UPDATA 1981

COTTON PRODUCTION BY DISTRICTS, 1948-49

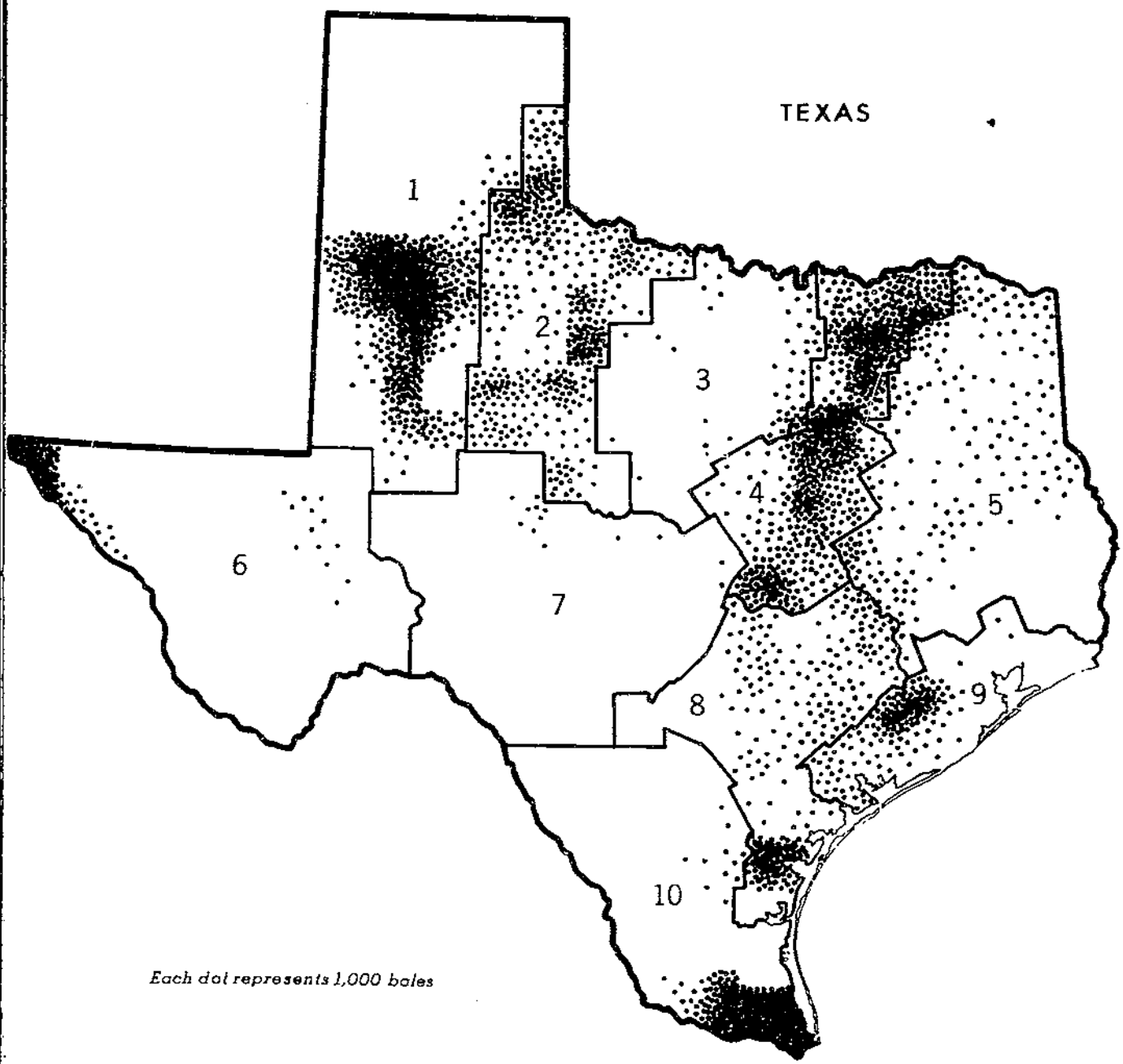

© UPDATA 1981

© UPDATA 1981

Table 31.-- Grade and staple length of upland cotton in the carry-over, United States, August 1, 1949

Grade	3/4 inch and shorter	13/16 inch	7/8 inch	29/32 inch	15/16 inch	31/32 inch	1 inch	1-1/32 inches	1-1/16 inches	1-3/32 inches	1-1/8 inches	1-5/32 inches	1-3/16 inches	1-7/32 inches	1-1/4 inches and longer	All lengths	
Extra White:	Bales	Bales	Bales	Bales	Bales	Bales	Bales	Bales	Bales	Bales	Bales	Bales	Bales	Bales	Bales	Bales	Percent
3-G.M.	-	-	-	-	-	4	17	1,213	4,035	5,101	12,228	1,941	455	39	10	25,043	0.5
4-S.M.	-	-	2	1	34	104	1,186	53,649	102,329	54,334	41,653	7,108	1,427	307	591	262,725	5.1
5-M.	-	12	184	138	338	635	6,679	73,266	77,092	39,511	14,039	1,794	154	231	98	214,171	4.1
6-S.L.M.	-	31	159	153	957	2,026	8,954	18,493	16,109	8,510	1,435	75	30	10	1	56,942	1.1
7-L.M.	-	27	288	28	1,029	914	3,222	3,049	2,228	533	32	6	2	-	-	11,558	.2
8-S.G.O.	-	50	180	20	482	299	407	149	100	11	-	-	-	-	-	1,698	*
9-G.O.	-	14	81	4	153	72	43	11	-	-	-	1	-	-	-	379	*
Total.	-	134	894	344	2,993	4,053	20,508	149,830	201,893	108,000	69,387	10,925	2,068	587	700	572,316	11.0
White:																	
1-M.F.	-	-	-	-	-	-	-	-	-	-	-	-	-	-	-	-	-
2-S.G.M.	-	-	-	-	-	-	-	-	-	-	15	-	-	-	-	15	*
3-G.M.	-	22	111	419	1,851	1,268	1,709	3,287	3,298	1,809	1,090	142	26	35	-	15,067	.3
4-S.M.	-	1,222	3,933	7,205	23,575	17,043	47,403	73,325	108,913	71,338	30,511	10,606	3,334	926	3,701	403,535	7.7
5-M.	-	3,563	13,571	17,521	46,810	47,948	202,647	457,345	591,338	304,057	68,271	18,501	5,514	2,196	4,622	1,785,904	34.3
6-S.L.M.	17	2,502	8,920	10,090	27,811	37,122	173,241	389,068	449,786	218,809	36,307	6,167	1,828	261	662	1,362,593	26.1
7-L.M.	76	1,410	3,696	3,024	12,113	16,532	112,879	159,349	92,036	22,277	1,706	162	95	65	56	425,496	8.2
8-S.G.O.	4	368	816	622	6,648	6,173	35,654	37,122	11,795	1,039	98	14	32	24	40	100,449	1.9
9-G.O.	13	156	481	194	2,142	1,386	9,038	3,185	973	99	6	2	3	-	1	17,679	.3
Total.	110	9,243	31,528	39,077	120,950	127,472	582,671	1,122,681	1,258,139	619,428	138,004	35,614	11,332	3,507	9,082	4,108,738	78.8
Spotted:																	
3-G.M.	4	266	747	826	1,856	631	803	1,321	835	229	85	2	31	7	7	7,650	.1
4-S.M.	4	1,762	6,212	5,795	10,160	7,962	22,567	29,579	19,164	4,095	297	125	31	28	21	107,802	2.1
5-M.	28	3,437	8,819	4,027	10,744	11,276	34,150	37,418	30,922	8,528	352	102	27	8	14	149,852	2.8
6-S.L.M.	14	2,811	5,203	2,318	9,666	8,762	28,660	31,106	17,133	2,324	285	54	7	-	6	108,369	2.1
7-L.M.	20	1,056	3,613	1,868	12,325	6,797	18,663	15,579	6,186	215	40	7	10	2	5	66,385	1.3
Total.	70	9,331	24,594	14,834	44,771	35,418	104,843	115,003	74,240	15,391	1,059	290	106	45	53	440,048	8.4
Tinged:																	
3-G.M.	-	11	57	35	67	28	57	43	34	2	-	1	-	-	-	335	*
4-S.M.	-	550	1,337	615	1,182	876	1,373	1,367	625	54	1	1	-	-	-	8,003	.2
5-M.	9	1,246	2,556	801	2,619	1,536	3,853	1,665	1,071	44	4	-	-	-	-	15,404	.3
6-S.L.M.	-	748	1,559	439	2,933	1,639	4,000	2,876	782	51	1	-	-	-	-	15,028	.2
7-L.M.	29	303	836	335	2,307	1,602	2,673	1,271	199	16	-	-	-	-	-	10,171	.2
Total.	38	2,858	6,345	2,225	9,708	5,683	11,956	7,242	2,711	167	6	2	-	-	-	48,941	.9
Yellow Stained:																	
3-G.M.	-	1	1	-	-	-	-	-	-	-	-	-	-	-	-	2	*
4-S.M.	-	156	91	8	6	21	26	-	3	-	-	-	-	-	-	311	*
5-M.	-	376	401	55	128	36	42	37	43	-	-	-	-	-	-	1,118	*
Total.	-	533	493	63	134	57	68	37	46	-	-	-	-	-	-	1,431	*
Gray:																	
3-G.M.	-	-	3	3	40	56	177	265	199	21	3	-	-	-	-	767	*
4-S.M.	-	31	141	56	836	1,026	2,743	4,225	2,253	294	5	2	-	-	1	11,612	.2
5-M.	-	157	362	115	1,068	1,307	6,514	8,756	7,726	2,262	33	3	1	10	2	28,316	.6
6-S.L.M.	-	-	2	-	125	5	349	164	126	-	-	-	-	-	-	771	*
Total.	-	188	508	174	2,068	2,394	9,783	13,410	10,304	2,577	41	5	1	10	3	41,466	.8
Below Grade	-	302	501	188	546	128	510	486	44	-	-	-	-	-	-	2,704	.1
All grades.	218	22,589	64,863	56,905	181,170	175,205	730,239	1,408,688	1,547,377	745,563	208,497	46,836	13,507	4,149	9,838	1/5,218,644	100.0
	Percent	Percent	Percent	Percent	Percent	Percent	Percent	Percent	Percent	Percent	Percent	Percent	Percent	Percent	Percent	Percent	
All grades.	*	0.4	1.2	1.1	3.5	3.4	14.0	27.0	29.6	14.3	4.0	0.9	0.3	0.1	0.2	100.0	

1/ As reported by the Bureau of the Census, running bales, linters excluded.
* Less than 0.05 percent.

Grade index. 95.9
Average staple length. 33.3

© UPDATA 1981

Table 31.-- Grade and staple length of upland cotton in the carry-over, United States, August 1, 1949 - Continued

Grade	3/4 inch and shorter	13/16 inch	7/8 inch	29/32 inch	15/16 inch	31/32 inch	1 inch	1-1/32 inches	1-1/16 inches	1-3/32 inches	1-1/8 inches	1-5/32 inches	1-3/16 inches	1-7/32 inches	1-1/4 inches and longer	All lengths
	Percent	Percent	Percent	Percent	Percent	Percent	Percent	Percent	Percent	Percent	Percent	Percent	Percent	Percent	Percent	Percent
Ex. White:																
3-G.M.	-	-	-	-	-	•	•	0.1	0.3	0.7	5.9	4.1	3.4	0.9	0.1	0.5
4-S.M.	-	-	•	•	•	0.1	0.2	3.8	6.6	7.3	20.0	15.2	10.6	7.4	6.0	5.1
5-M.	-	0.1	0.3	0.2	0.2	.4	.9	5.2	5.0	5.3	6.7	3.8	1.1	5.6	1.0	4.1
6-S.L.M.	-	.1	.2	.4	.5	1.1	1.2	1.3	1.0	1.1	.7	.2	.2	.2	•	1.1
7-L.M.	-	.1	.5	•	.6	.5	.4	.2	.1	.1	•	•	-	-	-	.2
8-S.G.O.	-	.2	.3	•	.3	.2	.1	•	•	•	-	-	-	-	-	•
9-G.O.	-	.1	.1	•	.1	•	•	•	-	-	-	•	-	-	-	•
Total	-	.6	1.4	.6	1.7	2.3	2.8	10.6	13.0	14.5	33.3	23.3	15.3	14.1	7.1	11.0
White:																
1-M.F.	-	-	-	-	-	-	-	-	-	-	-	-	-	-	-	-
2-S.G.M.	-	-	-	-	-	-	-	-	-	-	•	-	-	-	-	•
3-G.M.	-	.1	.2	.7	1.0	.7	.2	.2	.2	.2	.5	.3	.2	.8	-	.3
4-S.M.	-	5.4	6.1	12.7	13.0	9.7	6.5	5.2	7.0	9.6	14.6	22.6	28.4	22.3	37.6	7.7
5-M.	-	15.8	20.5	30.9	25.7	27.5	27.8	32.6	38.3	40.9	32.9	39.6	40.9	53.0	47.1	34.3
6-S.L.M.	7.8	11.1	13.7	17.7	15.4	21.2	23.7	27.6	29.0	29.3	17.4	13.2	13.5	6.3	6.7	26.1
7-L.M.	34.9	6.2	5.7	5.3	6.7	9.4	15.5	11.3	5.9	3.0	.8	.4	.7	1.6	.6	8.2
8-S.G.O.	1.8	1.6	1.3	1.1	3.7	3.5	4.9	2.6	.8	.1	•	•	.2	.6	.4	1.9
9-G.O.	6.0	.7	.7	.3	1.2	.8	1.2	.2	.1	•	•	•	•	-	•	.3
Total	50.5	40.9	48.5	68.7	67.7	72.8	79.8	79.7	81.3	83.1	66.2	76.1	83.9	84.6	92.4	78.8
Spotted:																
3-G.M.	1.8	1.2	1.2	1.5	1.0	.4	.1	.1	.1	•	•	•	.2	.2	.1	.1
4-S.M.	1.8	7.8	9.6	10.1	5.6	4.5	3.1	2.1	1.2	.5	.1	.3	.2	.7	.2	2.1
5-M.	12.9	15.2	13.5	7.1	6.0	6.4	4.7	2.7	2.0	1.3	.3	.2	.2	.2	.1	2.8
6-S.L.M.	6.4	12.4	8.0	4.1	5.3	5.0	3.9	2.2	1.1	.3	.1	.1	.1	-	.1	2.1
7-L.M.	9.2	4.7	5.6	3.3	6.8	3.9	2.6	1.1	.4	•	•	•	.1	•	•	1.3
Total	32.1	41.3	37.9	26.1	24.7	20.2	14.4	8.2	4.8	2.1	.5	.6	.8	1.1	.5	8.4
Tinged:																
3-G.M.	-	•	.1	.1	•	•	•	•	•	•	-	•	-	-	-	•
4-S.M.	-	2.4	2.1	1.1	.7	.5	.2	.1	•	•	•	•	-	-	-	.2
5-M.	4.1	5.0	3.0	1.3	1.4	.9	.5	.1	.1	•	•	•	-	-	-	.3
6-S.L.M.	-	3.4	2.4	.8	1.6	.9	.5	.2	.1	•	•	•	-	-	-	.2
7-L.M.	13.3	1.3	1.3	.6	1.7	.9	.5	.1	•	•	•	-	-	-	-	.2
Total	17.4	12.7	9.8	3.9	5.4	3.2	1.6	.5	.2	•	•	•	-	-	-	9
Yellow Stained:																
3-G.M.	-	•	•	-	-	-	-	-	-	-	-	-	-	-	-	•
4-S.M.	-	.7	.1	•	•	•	•	-	•	-	-	-	-	-	-	•
5-M.	-	1.7	.7	.1	.1	•	•	•	•	-	-	-	-	-	-	•
Total	-	2.4	.8	.1	.1	•	•	•	•	-	-	-	-	-	-	•
Gray:																
3-G.M.	-	-	•	•	•	•	•	•	•	•	•	-	-	-	-	•
4-S.M.	-	.1	.2	.1	.5	.6	.4	.3	.1	•	•	-	-	-	•	.2
5-M.	-	.7	.6	.2	.5	.8	.9	.7	.6	.3	•	•	•	.2	•	.6
6-S.L.M.	-	-	•	-	.1	•	•	•	•	-	-	-	-	-	-	•
Total	-	.8	.8	.3	1.1	1.4	1.3	1.0	.7	.3	•	•	•	.2	•	.8
Below Grade	-	1.3	.8	.3	.3	.1	.1	•	•	-	-	-	•	-	-	.1
All grades	100.0	100.0	100.0	100.0	100.0	100.0	100.0	100.0	100.0	100.0	100.0	100.0	100.0	100.0	100.0	100.0

• Less than 0.05 percent.

Table 32.- Grade and staple length of American Egyptian cotton in the carry-over, United States, August 1, 1949

Grade	1-3/8" & shorter	1-7/16" & 1-15/32"	1-1/2" & 1-17/32"	1-9/16" & longer	Total
	Bales	Bales	Bales	Bales	Bales
1	-	8	191	6	205
1½	53	410	412	44	919
2	-	9	340	3	352
2½	43	87	74	2	206
3	8	18	45	-	71
3½	-	16	24	-	40
4	1	9	8	-	18
4½	-	11	2	-	13
5	9	15	3	-	27
Below Grade	-	-	-	-	-
Total	114	583	1,099	55	1,851 1/
Percent	6.2	31.5	59.3	3.0	100.0
	Percent	Percent	Percent	Percent	Percent
1	-	1.4	17.4	10.9	11.1
1½	46.5	70.5	37.5	80.0	49.6
2	-	1.5	30.9	5.5	19.0
2½	37.7	14.9	6.7	3.6	11.1
3	7.0	3.1	4.1	-	3.8
3½	-	2.7	2.2	-	2.2
4	.9	1.5	.7	-	1.0
4½	-	1.9	.2	-	.7
5	7.9	2.5	.3	-	1.5
Below Grade	-	-	-	-	-
Total	100.0	100.0	100.0	100.0	100.0

1/ As reported by the Bureau of the Census.

© UPDATA 1981

Table 33.-- Tenderability of upland cotton in the carry-over, United States, August 1, 1940-49

Year	Tenderable 1/		Untenderable		Total 2/	
	Bales	Percent	Bales	Percent	Bales	Percent
1940	3/ 8,761,765	83.8	1,691,428	16.2	10,453,193	100.0
1941	3/ 10,138,422	84.4	1,872,097	15.6	12,010,519	100.0
1942	3/ 7,700,861	73.5	2,774,149	26.5	10,475,010	100.0
1943	3/ 7,896,960	75.0	2,633,002	25.0	10,529,962	100.0
1944	3/ 7,627,327	72.2	2,931,302	27.8	10,558,629	100.0
1945	3/ 7,597,006	69.0	3,409,391	31.0	11,006,397	100.0
1946	3/ 4,904,262	68.4	2,261,203	31.6	7,165,465	100.0
1947	3/ 1,854,707	77.5	537,342	22.5	2,392,049	100.0
1948	3/ 2,421,756	81.1	566,201	18.9	2,987,957	100.0
1949	3/ 4,587,827	88.0	627,817	12.0	5,215,644	100.0

1/ Tenderable in settlement of futures contracts.
2/ As reported by the Bureau of the Census.
3/ Tenderable on futures contracts, with the exception of any bales reduced in grade and/or staple length, and of non-rain-grown cotton below Middling (White or Extra White) in grade and/or shorter than 1-1/32 inches in staple length. This information is not complete on reductions, in grade and/or staple length and of non-rain-grown cotton below Middling (White or Extra White) in grade and/or shorter than 1-1/32 inches in staple length.

Table 34.-- Grade index and average staple length of upland cotton in the carry-over, by places of storage, United States, August 1, 1946-49

Place of storage	Grade Index				Average staple length			
	1946	1947	1948	1949	1946	1947	1948	1949
	Index	Index	Index	Index	32d inches	32d inches	32d inches	32d inches
Consuming establishments	95.0	94.9	96.4	95.3	32.9	33.1	33.1	33.4
Public warehouses, compresses, and elsewhere	90.4	91.0	92.9	96.0	31.2	32.5	32.2	33.3
All places of storage	91.8	93.2	94.6	95.9	31.7	32.8	32.7	33.3

© UPDATA 1981

Table 35.-- Grade and staple length of upland cotton in the carry-over, by places of storage, United States, August 1, 1946-49

Grade and length	Consuming establishments				Public warehouses, compresses, and elsewhere 1/				All places of storage			
	1946	1947	1948	1949	1946	1947	1948	1949	1946	1947	1948	1949
Grade	Bales 2/	Bales 2/	Bales 2/	Bales 2/	Bales 2/	Bales 2/	Bales 2/	Bales 2/	Bales 2/	Bales 2/	Bales 2/	Bales 2/
Extra White:												
3-G.M.	-	959	10,828	1,202	2,778	423	3,983	23,841	2,778	1,382	14,811	25,043
4-S.M.	3,724	3,477	26,462	11,322	41,772	952	26,555	251,403	45,496	4,429	53,017	262,725
5-M.	5,927	1,128	14,454	6,986	51,935	1,190	18,142	207,185	57,862	2,318	32,596	214,171
6-S.L.M.	5,493	4,142	3,548	1,696	13,003	1,321	2,319	55,047	23,496	5,463	5,867	56,942
7-L.M.	805	426	1,170	1,127	8,482	680	882	10,231	9,285	1,106	2,052	11,358
8-S.G.O.	-	125	8	-	13,474	1,202	1,244	1,698	13,474	1,325	1,252	1,698
9-G.O.	-	-	-	-	6,179	821	385	379	6,179	821	385	379
Total	15,947	10,255	56,470	22,532	142,623	6,589	53,510	549,784	158,570	16,844	109,980	572,316
White:												
1-M.F.	-	-	-	-	-	-	-	-	-	-	-	-
2-S.G.M.	-	25	-	15	-	1,055	1,092	-	-	1,080	1,092	15
3-G.M.	14,836	17,633	23,581	6,513	19,406	32,191	17,924	8,554	34,242	49,824	41,505	15,067
4-S.M.	265,094	187,510	254,527	112,230	301,258	227,186	222,590	291,306	564,352	414,696	477,117	403,535
5-M.	851,969	485,645	530,425	306,639	1,085,801	157,584	441,473	1,478,175	1,937,770	643,229	971,898	1,783,904
6-S.L.M.	548,666	318,435	277,238	186,008	1,194,691	164,812	236,865	1,176,585	1,743,357	483,247	514,103	1,362,593
7-L.M.	104,011	106,439	88,820	67,903	587,318	134,106	204,273	357,593	771,329	240,545	293,093	425,496
8-S.G.O.	112,256	94,242	56,821	33,239	447,440	155,376	117,117	67,210	559,706	249,617	173,938	100,449
9-G.O.	36,947	13,467	12,089	6,376	343,371	47,463	26,062	11,303	380,318	60,920	38,151	17,679
Total	2,011,789	1,223,386	1,243,501	717,923	3,979,285	919,772	1,267,396	3,390,725	5,991,074	2,143,158	2,510,697	4,108,733
Spotted:												
3-G.M.	1,770	807	1,930	163	12,485	2,162	2,855	7,487	14,255	2,969	4,785	7,650
4-S.M.	17,618	7,848	14,401	12,163	236,263	16,681	29,671	95,639	253,881	24,530	44,072	107,802
5-M.	26,560	18,982	23,313	26,286	337,375	28,502	61,971	123,566	365,933	48,484	75,284	149,852
6-S.L.M.	31,039	22,219	20,312	17,225	161,546	34,125	66,244	91,134	192,586	56,344	86,576	108,359
7-L.M.	14,059	9,916	12,894	17,531	176,676	35,313	48,450	48,854	192,735	45,229	61,344	66,385
Total	93,046	69,773	72,850	73,368	926,343	117,783	199,211	366,680	1,019,389	177,556	272,061	440,048
Tinged:												
3-G.M.	-	301	212	-	883	78	1	335	883	379	213	335
4-S.M.	166	888	856	1,129	8,876	1,199	2,129	6,874	9,042	2,087	2,985	8,003
5-M.	532	2,177	8,255	4,385	14,179	7,959	11,243	11,019	14,702	5,136	19,498	15,404
6-S.L.M.	3,368	3,676	12,561	4,695	12,470	4,865	15,718	10,335	15,838	8,541	28,279	15,028
7-L.M.	5,747	2,757	3,519	2,249	16,393	3,361	7,229	7,922	22,140	6,118	10,748	10,171
Total	9,810	9,799	25,403	12,458	52,792	12,462	36,320	36,483	62,602	22,261	61,723	48,941
Yellow Stained:												
3-G.M.	-	-	-	-	12	170	-	2	12	170	-	2
4-S.M.	9	-	52	82	123	176	88	229	132	176	140	311
5-M.	17	155	201	318	2,017	829	1,623	800	2,034	984	1,824	1,118
Total	26	155	253	400	2,152	1,175	1,711	1,031	2,178	1,330	1,964	1,431
Gray:												
3-G.M.	09	13	-	-	748	376	2,864	767	8,8	389	2,864	767
4-S.M.	6,412	2,200	2,997	1,510	12,776	2,003	6,264	10,102	19,186	4,203	8,961	11,612
5-M.	29,930	4,090	1,654	2,129	24,945	3,105	5,452	26,187	54,875	7,195	7,306	28,316
6-S.L.M.	-	3,664	1,043	469	-	765	226	302	-	4,429	1,269	771
Total	36,441	9,967	5,694	4,108	38,470	6,249	14,806	37,358	74,911	16,216	20,400	41,466
Below Grade	6,706	4,683	2,131	1,358	44,936	10,001	8,801	1,346	51,741	14,684	10,932	2,704
All Grades 3/	2,173,964	1,318,018	1,406,202	832,147	5,186,501	1,074,031	1,581,765	4,383,407	7,360,465	2,392,049	2,987,967	5,215,644
Index of grade	96.0	94.9	98.4	95.3	90.4	91.0	92.9	96.0	91.7	93.2	94.6	96.9
Staple length (inches)												
15/16 and shorter	18,941	10,116	16,403	2,756	558,256	15,221	37,578	20,051	577,179	25,336	52,981	22,807
7/8	79,388	57,720	56,447	10,469	762,952	50,967	101,884	54,394	842,340	108,707	158,331	64,863
29/32	61,441	22,427	26,259	7,908	300,068	32,474	57,200	48,997	361,509	54,901	83,459	56,905
15/16	174,559	89,441	69,798	33,711	611,968	94,267	132,234	147,459	786,527	183,708	202,032	181,170
31/32	132,707	68,044	75,379	36,247	342,587	91,094	121,084	138,958	475,294	159,138	196,463	175,205
1	421,968	269,415	280,423	173,111	727,853	241,247	321,733	557,128	1,149,821	510,662	602,156	730,239
1-1/32	434,761	261,005	261,698	200,837	576,358	250,197	354,276	1,207,851	1,011,118	511,202	615,974	1,408,688
1-1/16	390,162	225,770	286,157	176,480	625,150	152,235	295,887	1,370,807	1,015,320	378,005	582,054	1,547,377
1-3/32	233,845	116,027	122,743	60,783	355,053	60,891	90,269	676,780	588,899	176,918	213,012	746,563
1-1/8	102,914	102,160	125,369	70,203	158,242	35,622	39,855	138,294	261,156	137,782	165,224	208,497
1-5/32	65,038	56,249	57,963	31,031	70,796	19,597	14,666	15,806	133,834	74,846	72,629	46,836
1-3/16	29,255	24,018	17,153	9,687	44,999	17,287	8,228	3,820	74,254	41,315	25,381	13,507
1-7/32	11,096	4,562	2,620	2,777	22,313	6,518	1,423	1,372	33,409	11,080	4,043	4,149
1-1/4 and longer	19,869	13,065	8,790	8,147	29,915	15,384	5,428	1,691	49,804	29,449	14,218	9,838
All lengths 3/	2,173,964	1,318,018	1,406,202	832,147	5,186,501	1,074,031	1,581,765	4,383,407	7,360,465	2,392,049	2,987,967	5,215,644
Average staple length	32.9	33.1	33.1	33.4	31.2	32.4	32.2	33.3	31.7	32.8	32.7	33.3

See footnotes at end of table.

© UPDATA 1981

Table 35.--Grade and staple length of upland cotton in the carry-over, by places of storage, United States, August 1, 1946-49--Continued

Grade and length	Consuming establishments				Public warehouses, compresses, and elsewhere 1/				All Places of storage			
	1946	1947	1948	1949	1946	1947	1948	1949	1946	1947	1948	1949
	Percent	Percent	Percent	Percent	Percent	Percent	Percent	Percent	Percent	Percent	Percent	Percent
Extra White:												
3-G.M.	-	0.1	0.8	0.1	0.1	*	0.3	0.5	*	0.1	0.5	0.5
4-S.M.	0.2	.3	1.8	1.5	.8	0.1	1.7	5.8	0.6	.2	1.8	5.1
5-M.	.3	.1	1.0	.8	1.0	.1	1.1	4.7	.8	.1	1.1	4.1
6-S.L.M.	.2	.3	.3	.2	.3	.1	.1	1.3	.3	.2	.2	1.1
7-L.M.	*	*	.1	.1	.2	.1	.1	.2	.1	*	.1	.2
8-S.G.O.	-	*	*	-	.3	.1	.1	*	.2	.1	*	*
9-G.O.	-	-	-	*	.1	.1	*	*	.1	*	*	*
Total	.7	.8	4.0	2.7	2.8	.6	3.4	12.5	2.1	.7	3.7	11.0
White:												
1-M.F.	-	-	-	-	-	-	-	-	-	-	-	-
2-S.L.M.	-	*	-	*	-	.1	.1	-	-	*	*	*
3-G.M.	.7	1.3	1.7	.8	1.1	3.0	1.1	.2	.5	2.1	1.4	.3
4-S.M.	12.1	14.2	18.1	13.5	5.8	21.1	14.1	6.6	7.7	17.3	16.0	7.7
5-M.	39.1	30.8	37.7	36.6	20.9	34.7	27.9	35.8	26.3	27.0	32.5	34.3
6-S.L.M.	25.2	24.2	19.7	29.4	23.1	15.3	15.0	20.8	23.7	20.2	17.2	25.1
7-L.M.	8.5	8.1	6.3	8.2	11.5	12.4	12.9	8.2	10.5	10.1	9.8	8.2
8-S.G.O.	5.2	7.2	4.0	4.0	8.6	14.5	7.4	1.5	7.0	10.4	5.8	1.9
9-G.O.	1.7	1.0	.9	.8	6.0	4.4	1.6	.3	5.2	2.5	1.4	.3
Total	92.5	92.8	88.4	86.3	76.7	85.6	80.1	77.4	81.5	89.6	84.0	78.8
Spotted:												
3-G.M.	.1	.1	.1	*	.2	.2	.2	.2	.2	.1	.2	.1
4-S.M.	.8	.6	1.8	1.5	4.6	1.6	1.9	2.2	3.4	1.0	1.5	2.1
5-M.	1.3	1.4	1.8	3.1	6.5	2.8	3.3	2.8	5.0	2.0	2.5	2.8
6-S.L.M.	1.4	1.6	1.4	2.1	3.1	3.2	4.1	2.1	2.6	2.4	2.9	2.1
7-L.M.	.7	.8	.9	2.1	3.5	3.2	3.1	1.1	2.6	1.9	2.0	1.3
Total	4.3	4.5	6.2	8.8	17.9	11.0	12.6	8.4	13.8	7.4	9.1	8.4
Tinged:												
3-G.M.	-	*	*	-	*	*	*	*	*	*	*	*
4-S.M.	*	.1	.1	.1	.2	.1	.1	.2	.1	.1	.1	.2
5-M.	*	.2	.6	.6	.3	.3	.7	.2	.2	.2	.7	.3
6-S.L.M.	.2	.2	.8	.6	.2	.5	1.0	.2	.2	.3	.9	.2
7-L.M.	.3	.2	.3	.3	.3	.3	.5	.2	.4	.3	.4	.2
Total	.5	.7	1.8	1.5	1.0	1.2	2.3	.8	.9	.9	2.1	.9
Yellow Stained:												
3-G.M.	-	-	-	-	*	*	-	*	*	*	-	*
4-S.M.	*	-	*	*	*	*	*	*	*	*	*	*
5-M.	*	*	*	*	*	.1	.1	*	*	.1	.1	*
Total	*	*	*	*	*	.1	.1	*	*	.1	.1	*
Gray:												
3-G.M.	*	*	-	-	*	*	.2	*	*	*	.1	*
4-S.M.	.3	.2	.2	.2	.2	.2	.4	.2	.3	.2	.3	.2
5-M.	1.4	.3	.1	.2	.5	.3	.3	.7	.7	.3	.3	.6
6-S.L.M.	-	.3	.1	.1	-	.1	*	*	-	.2	-	*
Total	1.7	.8	.4	.5	.7	.6	.9	1.0	.7	.7	.7	.8
Below Grade	.3	.4	.2	.2	.9	.2	.6	*	.7	.6	.3	.1
All grades	100.0	100.0	100.0	100.0	100.0	100.0	100.0	100.0	100.0	100.0	100.0	100.0
Staple length												
13/16" and shorter	.9	.8	1.1	.3	10.8	1.4	2.4	.5	7.8	1.2	1.8	.4
7/8"	3.7	4.4	4.0	1.5	14.6	4.8	6.4	1.2	11.4	4.6	5.3	1.2
29/32"	2.8	1.7	1.9	1.0	5.8	3.0	3.6	1.1	4.9	2.3	2.8	1.1
15/16"	8.0	6.8	5.0	4.1	11.8	6.8	8.4	3.4	10.7	7.7	6.8	3.5
31/32	6.1	5.2	5.4	4.4	6.6	8.5	7.7	3.2	6.5	6.7	6.6	3.4
1"	19.4	20.5	19.9	20.8	14.0	22.5	20.3	12.7	15.7	21.3	20.2	14.0
1-1/32"	20.0	19.8	18.6	24.0	11.1	23.3	22.5	27.6	13.7	21.3	20.6	27.0
1-1/16"	17.9	17.0	20.4	21.2	10.1	14.2	18.7	31.2	13.8	19.8	19.5	29.6
1-3/32"	10.8	8.7	8.7	8.3	6.8	4.7	5.7	15.4	8.0	6.9	7.1	14.3
1-1/8"	4.7	7.4	8.4	8.4	3.1	3.3	2.5	3.2	3.5	5.8	5.5	4.0
1-5/32"	2.9	4.2	4.1	3.7	1.4	1.8	.9	.4	1.8	3.1	2.4	.9
1-3/16"	1.4	1.4	1.2	1.2	.9	1.6	.5	.1	1.0	1.7	.8	.3
1-7/32"	.5	.3	.2	.3	.4	.6	.1	*	.5	.5	.1	.1
1-1/4" and longer	.9	1.0	.6	1.0	.6	1.5	.3	*	.7	1.2	.5	.2
All lengths	100.0	100.0	100.0	100.0	100.0	100.0	100.0	100.0	100.0	100.0	100.0	100.0

1/ The "elsewhere" cotton, as reported by the Bureau of the Census, amounted to 775,000 for 1946, 220,000 for 1947, 274,000 for 1948 and 256,000 for 1949.

2/ Quantities in running bales; round bales counted as half bales. Linters excluded.

3/ As reported by the Bureau of the Census.

* Less than 0.05 percent.

© UPDATA 1981

© UPDATA 1981

Table 36.--Staple length of cotton of foreign growth 1/ in the carry-over, August 1, 1940-49

Growth and length (inches)	1940	1941	1942	1943	1944	1945	1946	1947	1948	1949
	Bales 2/	Bales 2/	Bales 2/	Bales 2/	Bales 2/	Bales 2/	Bales 2/	Bales 2/	Bales 2/	Bales 2/
Egyptian:										
1-3/32 and shorter	18	-	5	-	-	-	-	-	-	-
1-1/8 and 1-5/32	509	446	653	-	-	253	246	-	180	-
1-3/16 and 1-7/32	1,383	1,151	2,001	2,981	1,254	2,691	734	13	-	353
1-1/4 to 1-11/32	20,180	19,044	16,595	10,087	21,884	35,256	10,741	3,084	719	5,495
1-3/8 to 1-15/32	11,678	19,486	12,961	16,063	27,495	11,050	16,241	34,540	12,055	35,418
1-1/2 to 1-19/32	4,070	5,296	6,331	8,876	11,263	9,687	11,979	16,848	19,187	912
1-5/8 to 1-23/32	611	-	-	-	-	-	-	3	1,430	-
1-3/4 and longer	-	-	-	-	-	-	128	-	-	-
All lengths 3/	38,449	45,423	38,546	38,007	61,896	58,937	40,069	54,488	33,571	42,178
Peruvian:										
31/32 and shorter	-	-	6	16	-	-	-	-	171	-
1 and 1-1/32	-	-	2	30	-	-	-	-	-	-
1-1/16 and 1-3/32	-	43	-	32	50	-	-	237	-	147
1-1/8 and 1-5/32	45	188	56	-	-	-	420	927	-	16
1-3/16 and 1-7/32	25	697	58	80	191	199	385	630	122	23
1-1/4 and longer	575	222	2,628	1,184	2,123	3,386	5,583	12,716	7,128	863
All lengths 3/	645	1,150	2,750	1,342	2,364	3,585	6,388	14,510	7,421	1,049
Chinese:										
13/16 and shorter 3/	6,478	3,730	2,469	1,037	784	4/	4/	4/	4/	4/
British Indian:										
13/16 and shorter	46,166	58,233	89,778	45,414	40,856	47,006	101,729	60,797	46,425	23,699
7/8 and 29/32	58	-	-	-	-	-	-	-	-	-
15/16 and 31/32	-	-	-	-	-	-	-	-	-	-
1 and longer	824	-	-	-	-	-	-	-	-	-
All lengths 3/	47,048	58,233	89,778	45,414	40,856	47,006	101,729	60,797	46,425	23,699
Other foreign:										
13/16 and shorter	31	416	-	57	-	731	484	172	514	531
7/8 and 29/32	-	181	13	131	-	-	164	49	29	-
15/16 and 31/32	-	1,259	861	590	-	-	1,669	416	42	-
1 and 1-1/32	90	17,115	757	459	9,636	10,402	2,246	970	98	-
1-1/16 and 1-3/32	-	9,606	3	187	2,573	-	64	92	-	-
1-1/8 and 1-5/32	-	-	16	-	-	-	-	-	-	10
1-3/16 and 1-7/32	-	-	-	-	-	-	-	-	-	-
1-1/4 and longer	2,247	2,509	229	732	1,720	4,719	2,006	2,917	1,629	2,166
All lengths 3/	2,368	31,086	1,879	2,156	13,929	15,852	6,633	4,616	2,312	2,707
All foreign 3/	94,988	139,622	135,422	87,956	119,829	125,380	154,819	134,411	89,729	69,633

1/ Includes American sea-island in 1944, 1945, 1946, 1947, 1948 and 1949.

2/ Quantities in equivalent 500-pound bales.

3/ As reported by the Bureau of the Census.

4/ Included in "Other" foreign.

Table 37.--Cotton: Carry-over, crop, supply, and disappearance of American upland, by grade, United States, 1932-49

Year beginning August 1	White and Extra White					Spotted				Other colored 1/	All grades 2/
	Good Middling and better	Strict Middling	Middling	Strict Low Middling	Low Middling	Strict Good Ordinary and Good Ordinary	Strict Middling and better	Middling	Strict Low Middling		
	1,000 bales 3/	1,000 bales 3/	1,000 bales 3/	1,000 bales 3/	1,000 bales 3/	1,000 bales 3/	1,000 bales 3/	1,000 bales 3/	1,000 bales 3/	1,000 bales 3/	1,000 bales 3/
						CARRY-OVER					
1932	491	3,224	3,311	1,092	246	247	495	284	59	151	9,560
1933	226	1,964	2,830	1,242	269	228	650	386	101	168	8,070
1934	285	1,901	2,567	1,147	253	126	590	379	112	276	7,638
1935	171	1,661	2,696	1,231	235	57	491	355	77	155	7,129
1936	83	1,043	1,960	865	251	81	396	287	133	233	5,330
1937	99	875	1,393	861	333	100	267	275	138	238	4,382
1938	133	1,298	3,439	2,685	1,165	435	714	889	282	396	11,436
1939	195	2,005	4,697	3,073	1,052	131	609	814	148	219	12,943
1940	179	1,428	3,524	2,858	734	69	702	651	118	190	10,453
1941	198	1,601	4,177	3,225	731	163	806	677	147	286	12,011
1942	77	966	2,761	2,852	1,174	128	622	775	371	149	10,475
1943	70	710	2,689	2,861	1,524	627	491	793	387	375	10,530
1944	90	1,043	2,770	2,970	1,397	564	489	702	276	258	10,559
1945	64	784	2,696	2,954	1,469	1,005	574	774	269	417	11,006
1946	36	994	1,943	1,720	760	934	261	356	187	374	7,165
1947	52	419	616	489	242	313	27	48	56	100	2,392
1948	57	530	1,005	520	295	214	49	75	87	156	2,988
1949	40	666	1,999	1,120	437	120	115	150	108	161	5,216
						CROP					
1932	361	5,280	4,561	1,669	359	174	1,248	673	218	158	12,701
1933	646	3,030	3,309	1,333	283	65	2,610	1,042	225	111	12,654
1934	1,035	3,147	2,709	750	170	46	795	345	96	65	9,458
1935	383	2,488	3,053	1,383	521	256	883	672	319	445	10,403
1936	582	2,571	3,479	1,934	764	250	1,378	779	200	247	12,124
1937	556	2,655	4,874	3,704	1,456	636	1,666	1,664	510	516	18,237
1938	315	2,344	3,779	2,161	346	57	1,432	975	102	87	11,598
1939	188	1,925	3,830	2,940	559	121	776	874	184	95	11,452
1940	69	1,468	4,290	3,459	589	377	335	214	140	320	12,261
1941	29	773	3,446	3,133	1,086	519	449	401	286	309	10,434
1942	40	855	4,302	3,916	1,243	475	605	538	196	193	12,363
1943	163	1,475	3,581	3,745	1,009	238	413	291	64	84	11,069
1944	11	486	3,702	4,333	1,484	646	270	380	130	389	11,831
1945	10	364	2,328	2,924	1,196	813	273	397	161	341	8,809
1946	34	655	2,052	2,866	781	440	381	451	122	133	8,515
1947	365	2,452	4,080	1,780	820	365	698	378	263	355	11,556
1948	111	1,762	5,579	3,578	1,031	445	692	493	306	580	14,577
						SUPPLY 4/					
1932	852	8,504	7,872	2,761	605	421	1,743	957	277	309	22,261
1933	872	4,994	6,145	2,575	552	293	3,260	1,428	326	279	20,724
1934	1,320	5,348	5,276	1,897	423	174	1,385	724	208	341	17,096
1935	554	4,149	5,749	2,614	756	313	1,374	1,027	396	600	17,532
1936	665	3,611	5,439	2,797	1,015	331	1,774	1,066	335	460	17,454
1937	655	3,530	6,267	4,568	1,789	736	1,933	1,939	648	754	22,819
1938	448	3,642	7,218	4,846	1,511	492	2,146	1,864	384	483	23,034
1939	385	3,930	8,527	6,013	1,611	252	1,385	1,689	292	314	24,395
1940	248	2,896	8,811	6,317	1,323	446	1,057	865	258	510	22,714
1941	227	2,374	7,623	6,358	1,817	682	1,255	1,081	433	595	22,445
1942	117	1,821	7,063	6,768	2,417	903	1,927	1,313	567	642	22,838
1943	253	2,185	6,273	6,006	2,533	865	907	1,087	451	459	21,569
1944	101	1,526	6,472	7,303	2,881	1,210	759	1,082	406	647	22,390
1945	74	1,148	5,024	5,878	2,665	1,818	847	1,173	430	758	19,815
1946	70	1,249	4,595	4,586	1,541	1,378	642	807	309	507	15,680
1947	417	2,471	4,726	2,269	1,062	678	725	426	319	455	13,048
1948	168	2,292	6,584	4,098	1,326	659	741	568	393	736	17,565
						DISAPPEARANCE 5/					
1932	626	4,540	5,036	1,515	336	193	1,093	531	176	141	14,191
1933	587	3,093	3,578	1,428	299	165	2,670	1,049	214	3	13,066
1934	1,149	3,687	2,500	666	189	117	891	369	131	186	9,967
1935	471	3,106	3,789	1,751	505	232	978	740	263	367	12,202
1936	506	2,939	4,046	1,933	682	231	1,507	791	195	242	13,072
1937	522	2,052	2,828	1,803	624	301	1,219	1,050	366	358	11,183
1938	253	1,637	2,521	1,773	459	361	1,537	1,050	236	264	10,091
1939	204	2,502	5,003	3,159	877	183	683	1,037	174	124	13,942
1940	50	1,295	4,637	3,092	492	283	251	188	111	224	10,703
1941	150	1,408	4,862	3,506	843	254	633	306	62	146	11,970
1942	47	1,111	4,374	3,907	893	276	733	520	190	267	12,308
1943	143	1,142	3,503	3,636	1,136	301	418	385	175	201	11,040
1944	37	745	3,776	4,349	1,412	205	185	308	137	230	11,384
1945	38	554	3,081	4,158	1,905	884	586	817	243	384	12,650
1946	18	830	3,940	4,097	1,299	1,061	615	759	253	407	13,288
1947	360	2,341	3,721	1,749	767	464	676	351	232	299	10,960
1948	120	1,628	4,585	2,678	889	539	626	418	285	575	12,349

1/ Other colored includes Low Middling Spotted; all grades of Tinged, Light Yellow Stained, Yellow Stained, Grey, and Blue Stained prior to 1936; Low Middling Spotted, and all grades of Tinged, Yellow Stained, and Grey from 1936 to date. Below grade is included with other colored.

2/ As reported by the Bureau of the Census.

3/ Running bales; round bales counted as half bales.

4/ Carry-over at the beginning of the season plus crop.

5/ Supply minus carry-over at the end of the season.

© UPDATA 1981

Table 38.—Cotton: Carry-over, crop, supply and disappearance of American upland, by staple length, United States, 1933-48

Season beginning Aug. 1	13/16" and shorter	7/8" and 29/32"	15/16" and 31/32"	1" and 1-1/32"	1-1/16" and 1-3/32"	1-1/8" and 1-5/32"	1-3/16" and 1-7/32"	1-1/4" and longer	All staple 1/ lengths
	1,000 bales 2/	1,000 bales 2/	1,000 bales 2/	1,000 bales 2/	1,000 bales 2/	1,000 bales 2/	1,000 bales 2/	1,000 bales 2/	1,000 bales 2/
				CARRY-OVER					
1933	189	2,604	2,198	1,775	672	563	142	26	8,070
1934	233	2,554	2,113	1,477	616	529	112	24	7,658
1935	529	2,774	1,798	996	533	356	112	30	7,129
1936	561	2,289	1,259	715	225	191	67	23	5,330
1937	606	1,600	859	644	296	265	90	22	4,382
1938	1,326	3,742	2,817	1,957	1,094	370	114	19	11,436
1939	1,248	3,481	3,069	2,765	1,631	673	76	22	12,943
1940	781	2,827	2,583	2,149	1,443	578	54	38	10,453
1941	705	2,853	3,254	2,780	1,688	598	84	49	12,011
1942	876	2,751	2,335	2,570	1,301	472	107	63	10,476
1943	1,075	2,711	2,040	2,246	1,725	521	136	78	10,530
1944	1,327	2,525	2,208	2,631	1,288	386	137	57	10,559
1945	1,166	2,693	2,010	2,764	1,833	385	104	51	11,006
1946	662	1,172	1,228	2,103	1,562	385	105	48	7,165
1947	25	164	343	1,022	544	213	52	29	2,392
1948	63	242	298	1,219	795	235	29	14	2,988
1949	23	122	356	2,139	2,293	265	18	10	5,216
				CROP					
1933	530	4,504	3,902	2,004	824	640	145	6	12,654
1934	763	3,491	2,065	1,416	880	661	123	19	9,458
1935	1,320	3,235	2,628	1,682	867	654	103	14	10,403
1936	1,152	3,143	2,617	2,749	1,566	732	156	20	12,124
1937	1,635	5,235	5,038	3,542	1,639	842	90	16	18,237
1938	510	2,006	3,124	2,964	2,024	764	155	31	11,598
1939	627	2,397	2,780	3,351	1,762	426	76	33	11,462
1940	334	1,591	2,999	4,185	2,506	534	67	45	12,261
1941	441	1,224	2,265	3,821	1,968	496	139	80	10,434
1942	531	1,668	2,586	4,331	2,518	521	110	98	12,363
1943	858	1,267	2,593	4,230	1,631	302	142	56	11,069
1944	550	1,330	2,188	4,884	2,539	254	65	21	11,831
1945	234	677	1,697	3,699	2,262	181	40	15	8,809
1946	168	620	1,108	3,494	2,879	201	30	15	8,515
1947	813	1,265	1,774	4,988	2,581	128	7	2	11,556
1948	569	1,230	1,663	5,724	5,095	279	12	5	14,577
				SUPPLY 3/					
1933	726	7,108	6,191	3,779	1,496	1,203	287	32	20,724
1934	1,016	6,075	4,178	2,893	1,496	1,210	235	43	17,096
1935	1,849	6,009	4,427	2,678	1,400	910	215	44	17,532
1936	1,713	5,432	3,876	3,464	1,780	923	223	43	17,454
1937	2,241	6,835	5,897	4,186	1,935	1,107	180	38	22,619
1938	1,836	5,748	5,938	4,921	3,118	1,134	269	70	23,034
1939	1,875	5,878	5,849	6,096	3,393	1,097	152	56	24,396
1940	1,115	4,418	5,582	6,334	3,949	1,112	121	83	22,714
1941	1,146	4,077	5,519	8,601	3,656	1,094	223	129	22,445
1942	1,407	4,419	4,921	6,901	3,819	993	217	161	22,838
1943	1,933	3,978	4,633	6,476	3,354	823	278	134	21,599
1944	1,877	3,855	4,396	7,515	3,827	640	202	78	22,390
1945	1,400	3,370	3,707	6,463	4,095	566	144	70	19,815
1946	730	1,792	2,336	5,597	4,441	586	135	63	15,680
1947	838	1,427	2,117	6,010	3,125	341	59	31	13,948
1948	622	1,472	2,061	6,943	5,890	517	41	19	17,565
				DISAPPEARANCE 4/					
1933	496	4,474	4,078	2,302	880	674	175	8	13,086
1934	487	3,251	2,379	1,897	963	854	123	13	9,967
1935	1,288	3,720	3,168	1,983	1,175	719	148	21	12,202
1936	1,107	3,832	3,017	2,820	1,484	658	133	21	13,072
1937	1,115	3,093	3,083	2,229	841	737	66	19	11,183
1938	568	2,269	2,889	2,176	1,487	463	193	48	10,091
1939	1,094	3,051	3,266	3,947	1,950	519	98	17	13,942
1940	410	1,565	2,328	3,554	2,261	514	37	34	10,793
1941	270	1,326	3,184	4,031	2,355	622	116	66	11,970
1942	332	1,708	2,881	4,655	2,096	472	81	83	12,308
1943	606	1,443	2,425	3,845	2,066	437	141	77	11,040
1944	711	1,162	2,388	4,751	1,994	255	98	27	11,384
1945	838	2,198	2,479	4,360	2,533	181	39	22	12,650
1946	706	1,628	1,993	4,575	3,897	373	83	34	13,288
1947	785	1,185	1,719	4,791	2,330	103	30	17	10,960
1948	599	1,360	1,705	5,804	5,697	262	23	9	16,349

1/ As reported by the Bureau of the Census.
2/ Running bales, counting round as half bales.
3/ Carry-over at the beginning of the season plus crop.
4/ Supply minus carry-over at the end of the season.

© UPDATA 1981

© UPDATA 1981

Table 39.--Grade and staple length of upland cotton in the supply, United States, 1948-49 1/

Grade	3/4 inch and shorter	13/16 inch	7/8 inch	29/32 inch	15/16 inch	31/32 inch	1 inch	1-1/32 inches	1-1/16 inches	1-3/32 inches	1-1/8 inches	1-5/32 inches	1-3/16 inches	1-7/32 inches	1-1/4 inches and longer	All lengths	
	Bales	Bales	Bales	Bales	Bales	Bales	Bales	Bales	Bales	Bales	Bales	Bales	Bales	Bales	Bales	Bales	Percent
Ex. White:																	
3-G.M.	-	-	-	-	2	4	129	3,719	20,689	22,725	27,684	4,930	1,518	1,155	659	83,214	0.5
4-S.M.	-	-	10	-	74	213	4,849	141,766	305,821	164,148	97,825	10,193	3,128	1,853	1,748	737,608	4.2
5-M.	-	-	26	5	404	1,270	21,038	190,612	218,598	94,640	28,240	4,147	1,288	570	369	561,237	3.2
6-S.L.M.	1	3	128	48	1,581	4,118	24,919	46,713	45,479	15,408	2,621	285	72	16	10	141,162	.8
7-L.M.	1	127	933	47	4,151	3,675	10,345	7,364	6,792	1,083	165	15	3	-	-	34,701	.2
8-S.G.O.	5	503	1,876	68	5,875	2,507	3,263	1,085	586	45	-	-	-	-	-	15,813	.1
9-G.O.	1	290	1,277	15	2,224	669	781	276	85	-	-	-	-	-	-	5,618	*
Total.	8	923	4,250	183	14,311	12,456	65,354	391,595	598,050	298,049	156,535	25,570	6,009	3,574	2,786	1,579,653	9.0
White:																	
1-M.F.	-	-	-	-	-	-	-	-	-	-	-	-	-	-	-	-	-
2-S.G.M.	-	-	-	-	-	-	21	354	557	151	54	1	-	-	-	1,138	*
3-G.M.	21	1,720	3,144	6,672	15,904	10,140	13,233	9,346	14,259	6,175	2,081	156	80	39	58	83,628	.5
4-S.M.	928	22,525	67,340	94,703	197,865	103,705	187,235	294,341	345,061	155,224	51,469	16,941	8,140	1,332	7,553	1,554,362	8.8
5-M.	6,146	110,694	220,451	216,553	358,312	250,898	749,089	1,573,115	1,679,335	638,728	147,695	47,124	14,161	2,677	6,784	6,022,092	34.2
6-S.L.M.	7,225	103,979	132,577	104,345	161,354	165,124	576,768	1,184,458	1,114,658	339,766	48,267	11,353	3,976	647	1,674	3,956,170	22.5
7-L.M.	6,737	51,480	57,932	35,280	73,488	77,640	300,057	373,965	238,022	65,314	4,353	460	376	147	371	1,291,622	7.4
8-S.G.O.	1,173	9,096	14,279	8,960	44,031	35,319	150,190	144,933	97,868	13,838	977	274	214	58	66	521,306	3.0
9-G.O.	141	2,219	4,229	2,292	16,641	6,518	39,247	27,859	15,011	1,578	102	26	42	-	20	116,225	.7
Total.	22,971	301,713	500,252	468,805	867,625	649,674	2,021,840	3,608,371	3,504,771	1,220,774	254,997	76,335	26,989	4,900	16,526	13,546,543	77.1
Spotted:																	
3-G.M.	256	8,805	14,109	14,604	19,142	6,526	4,685	5,784	4,212	1,331	314	23	69	61	-	79,921	.5
4-S.M.	5,200	100,929	117,785	76,132	88,721	41,621	74,680	94,958	50,563	8,644	928	318	91	31	44	660,645	3.8
5-M.	4,529	73,836	71,953	34,149	52,129	41,732	108,955	104,664	61,446	14,102	880	191	46	8	68	568,688	3.2
6-S.L.M.	4,404	47,137	43,605	14,353	39,722	31,934	84,545	73,376	46,906	6,510	363	97	1	-	3	392,956	2.2
7-L.M.	2,308	12,908	23,248	7,405	57,783	29,574	83,425	62,467	30,143	1,890	79	12	-	-	58	311,300	1.8
Total.	16,697	243,615	270,700	146,643	257,497	151,387	356,290	341,219	193,270	32,477	2,564	641	207	100	173	2,013,510	11.5
Tinged:																	
3-G.M.	-	141	358	201	475	195	188	188	104	19	-	-	-	-	-	1,869	*
4-S.M.	70	3,252	6,564	2,071	4,366	2,429	5,884	3,797	1,350	125	10	-	9	-	9	29,936	.2
5-M.	312	9,303	15,748	3,784	9,193	5,529	11,366	6,947	2,194	23	10	-	-	-	-	64,409	.4
6-S.L.M.	482	7,075	17,255	3,521	13,506	7,267	14,799	7,894	1,634	82	4	-	-	-	-	73,522	.4
7-L.M.	394	3,092	9,140	2,229	19,795	7,587	15,650	8,145	2,146	122	-	-	-	-	-	68,300	.4
Total.	1,258	22,863	49,065	11,809	47,335	23,007	47,887	26,971	7,428	371	24	-	9	-	9	238,036	1.4
Yellow Stained:																	
3-G.M.	-	-	13	-	-	-	-	-	-	-	-	-	-	-	-	13	*
4-S.M.	22	289	181	9	2	51	83	-	3	-	-	-	-	-	-	640	*
5-M.	121	1,678	1,423	183	331	146	204	67	51	-	-	-	-	-	-	4,204	*
Total.	143	1,967	1,617	192	333	197	287	67	54	-	-	-	-	-	-	4,857	*
Gray:																	
3-G.M.	-	11	16	50	162	118	410	1,168	3,261	53	10	2	-	1	-	5,262	*
4-S.M.	44	395	897	400	3,940	3,907	7,987	12,476	9,896	1,206	4	1	-	2	-	41,155	.2
5-M.	275	2,110	2,401	737	5,250	5,356	18,947	22,748	16,309	2,320	137	20	17	-	-	76,627	.5
6-S.L.M.	18	176	113	29	275	158	1,255	633	280	139	9	6	-	-	-	3,091	*
Total.	337	2,692	3,427	1,216	9,627	9,539	28,599	37,025	29,746	3,718	160	29	17	3	-	126,135	.7
Below Grade	1,046	5,323	12,347	1,428	16,113	2,242	11,736	4,116	1,573	87	-	-	26	-	-	56,037	.3
All grades.	42,460	579,096	841,658	630,276	1,212,841	848,502	2,531,993	4,409,394	4,334,892	1,555,476	414,280	102,575	33,257	8,577	19,494	17,564,771	100.0
	Percent	Percent	Percent	Percent	Percent	Percent	Percent	Percent	Percent	Percent	Percent	Percent	Percent	Percent	Percent	Percent	
All grades.	0.2	3.3	4.8	3.6	6.9	4.8	14.4	25.1	24.7	8.9	2.4	0.6	0.2	*	0.1	100.0	

1/ 1948 carry-over plus 1948-49 crop.
* Less than 0.05 percent.

Grade index 95.5
Average staple length 32.5

U. S. GOVERNMENT PRINTING OFFICE : O—1950

END

© UPDATA 1981