AgEcon SEARCH
RESEARCH IN AGRICULTURAL & APPLIED ECONOMICS

The World's Largest Open Access Agricultural & Applied Economics Digital Library

This document is discoverable and free to researchers across the globe due to the work of AgEcon Search.

Help ensure our sustainability.

Give to AgEcon Search

AgEcon Search
http://ageconsearch.umn.edu
aesearch@umn.edu

*Papers downloaded from **AgEcon Search** may be used for non-commercial purposes and personal study only. No other use, including posting to another Internet site, is permitted without permission from the copyright owner (not AgEcon Search), or as allowed under the provisions of Fair Use, U.S. Copyright Act, Title 17 U.S.C.*

California Department of Food and Agriculture

Agricultural Commissioners' Crop Reports

Alameda County

1982-1989

California County Agricultural Commissioners' Reports from the California Department of Food and Agriculture. This collection consists of annual crop and livestock data from each of the 58 California Counties. The collection covers 1915-1981; digitization of the rest of the collection is forthcoming.

This digitization project was funded by the Giannini Foundation of Agricultural Economics, http://giannini.ucop.edu/ .

The work was completed by the staff of the Giannini Foundation Library, University of California, Berkeley, http://are.berkeley.edu/library/ . **Please contact the Library to consult the originals.**

CALIF. - AGRIC. - STATS

1982

COUNTY OF ALAMEDA

Agricultural Crop Report

Alameda County, Calif
Agricultural Commissioner
224 W. WINTON AVENUE
HAYWARD, CALIFORNIA 94544

GIANNINI FOUNDATION OF
AGRICULTURAL ECONOMICS
LIBRARY
MAR 25 1983

University of California
Library
Giannini Foundation of Agricultural
Economics
Berkeley, CA 94720

To:

Clare Berryhill, Director
State Department of Food and Agriculture
and
The Honorable Board of Supervisors

In compliance with the provisions of Section 2279 of the California Food and Agricultural Code, I am pleased to submit a report of the agricultural production for Alameda County for calendar year 1982. This report deals with the gross value of production and does not attempt to reflect net farm income nor costs of production and marketing.

The gross value of all commodities produced was the highest on record, $63,843,300. This represents an increase of $1,695,400 above the 1981 production. This increase can be attributed primarily to greater levels of production and higher prices being paid for certain commodities.

Data for the preparation of this report has been obtained from producers, processors, representatives of agribusiness and individuals with special knowledge in the field. Their assistance and cooperation is sincerely appreciated. I would also like to express my appreciation to the members of my staff for their effort in the preparation of this report.

Respectfully submitted,

MICHAEL A. GREENE
Agricultural Commissioner

ALAMEDA COUNTY
Agricultural Production and Value Statistics

FIELD CROPS 1981-82

Crop	Year	Harvested acreage	Per Acre	Total	Unit	Per Unit	Total
BARLEY	1982	3,400	1.05	3,555	Ton	$119.25	$ 424,000
	1981	4,500	1.07	4,815		116.75	562,000
WHEAT	1982	3,550	1.65	5,859	Ton	129.09	756,000
	1981		Under Misc.				
HAY, ALFALFA	1982	900	7.19	6,471	Ton	89.73	581,000
	1981	710	7.25	5,147		81.25	418,000
HAY, GRAIN	1982	3,300	1.51	4,954	Ton	61.06	302,000
	1981	10,000	1.30	13,000		65.15	847,000
IRRIGATED PASTURE	1982	375			Acre	42.32	16,000
	1981	760				53.25	40,000
RANGE	1982	218,000			Acre	11.65	2,540,000
	1981	211,400				11.65	2,463,000
SUGAR BEETS	1982	305	21.40	6,553	Ton	34.75	228,000
	1981	650	13.08	8,500		38.00	323,000
MISC. FIELD CROPS	1982	655	Includes Wheat, oats, milo				210,000
	1981	4,460	corn and safflower, etc.				1,281,000
TOTAL	1982	230,485					$5,057,000
	1981	232,480					5,934,000

VEGETABLE CROPS 1981-82

Crop	Year	Harvested Acreage	Per Acre	Total	Unit	Per Unit	Total
MISC. VEGETABLES	1982	2,230	Includes cabbage, cauliflower,				$6,905,000
	1981	2,650	Chinese greens, corn, cucumbers,				6,146,000
			lettuce and tomatoes, etc.				

FRUIT AND NUT CROPS 1981-82

Crop	Year	Bearing Acreage	Per Unit	Total	Unit	Per Unit	Total
GRAPES (WINE)	1982	360	2.70	963	Ton	Various	$ 402,000
Black	1981	430	2.00	860			363,000
White	1982	1,250	4.10	5,363	Ton	Various	2,940,000
	1981	1,295	3.09	4,000			2,299,000
BERRIES	1982	10	Includes boysen-		Ton	Various	77,000
	1981	14	berries, loganberries				90,500
			and strawberries				
WALNUTS	1982	370	1.14	428	Ton	$1,080.00	462,000
	1981	415	1.14	475		1,025.26	487,000
MISC. FRUIT	1982	20	Apricots, cherries, persimmons				15,000
	1981	24					19,000
TOTAL	1982	2,010					$3,896,000
	1981	2,178					3,258,500

NURSERY PRODUCTS 1981-82

Item	Year	House Sq. Ft.	Field Acres	Quantity Sold	Unit	Per Unit	Total
VEGETABLE PLANTS,	1982		32	6,001,000	Plt.	Var.	$ 350,000
Cauliflower	1981		30	5,940,000			297,000
ORNAMENTAL TREES	1982	235,000	83	813,000	Plt.	Var.	2,984,000
and SHRUBS	1981	267,000	85	1,240,000			2,935,000
BEDDING PLANTS	1982	748,600	41	1,078,442	Var.	Var.	6,187,000
	1981	745,000	45	1,194,000			6,242,000
INDOOR DECORATIVES	1982	2,469,600		5,083,350	Plt.	Var.	4,193,000
	1981	2,642,000		5,492,000			5,832,000
PROPAGATIVE MATERIAL	1982	893,100	98	92,871,940	Var.	Var.	4,843,000
	1981	992,000	100	106,333,000			4,787,000
TOTAL	1982	4,346,300	254				$18,557,000
	1981	4,646,000	260				20,093,000

NURSERY CUT FLOWERS 1981-82

Item	Year	House Sq. Ft.	Field Acres	Quantity Sold	Unit	Gross Value Per Unit	Gross Value Total
CARNATIONS	1982	658,200		10,454,352	Blm.	.11	$ 1,150,000
Standard	1981	700,000		12,240,000		.091	1,144,000
CARNATIONS	1982	169,600		205,700	Bun.	1.50	309,000
Miniature	1981	153,000		213,000		1.40	298,000
CHRYSANTHEMUMS	1982	423,000	3	1,427,000	Var.		307,000
	1981	425,000	4	1,898,000			365,000
CHRISTMAS TREES	1982		41	19,100	Tree	21.64	413,000
	1981		22	17,250		21.20	366,000
ROSES	1982	3,106,400		37,434,000	Blm.	.250	9,359,000
Standard	1981	2,720,000		38,171,000		.225	8,580,000
ROSES	1982	353,500		9,959,000	Blm.	.160	1,593,000
Sweetheart	1981	478,000		10,533,000		.131	1,380,000
MISCELLANEOUS	1982	181,000	346	Includes asters, gardenias,			2,906,000
	1981	170,000	305	gladiolus, orchids,			3,705,000
				stephanotis, etc.			
TOTAL	1982	4,891,700	390				$16,037,000
	1981	4,646,000	331				15,838,000

LIVESTOCK AND POULTRY 1981-82

Item	Year	No. of Head	Total Weight	Unit	Gross Value Per Unit	Gross Value Total
CATTLE AND CALVES	1982	29,400	171,100	Cwt.	Var.	$9,974,000
	1981	25,600	140,000			8,034,000
SHEEP AND LAMBS	1982	4,900	5,100	Cwt.	$55.45	283,000
	1981	2,200	2,100		59.05	124,000
HOGS AND PIGS	1982	2,300	3,270	Cwt.	61.93	203,000
	1981	1,300	1,690		53.85	91,000
BROILERS AND FRYERS	1981	1,741,500	7,905,900	lbs.	.32	2,530,000
	1981	1,544,000	6,948,000		.31	2,154,000
SQUABS	1982	23,900	31,700	lbs.	1.70	54,000
	1981	28,000	37,000		1.60	59,000
MISC. POULTRY and	1982		Includes rabbits and wool			222,000
LIVESTOCK PRODUCTS	1981					354,000
TOTAL	1982					$13,266,000
	1981					10,816,000

APIARY PRODUCTS 1981-82

Item	Year	Production	Unit	Per Unit	Total
HONEY	1982	123,200	lbs.	.55	$ 68,000
	1981	39,000		.52	20,300
BEESWAX	1982	6,160	lbs.	2.00	12,300
	1981	1,080		1.91	2,100
POLLINATION	1982	2,500	Col.	22.00	45,000
	1981	2,000		20.00	40,000
TOTAL	1982				$125,300
	1981				62,400

LIVESTOCK INVENTORY 1982-83

Item	January 1, 1982	January 1, 1983
ALL CATTLE and CALVES	30,000	32,000
STOCK SHEEP and LAMBS	2,500	2,700
HOGS and PIGS	600	900

COMPARISON SUMMARY 1981-82

	1982	1981	1980	1979	1978
FIELD CROPS	$ 5,057,000	$ 5,934,000	$ 5,452,000	$ 5,092,000	$ 4,571,000
VEGETABLE CROPS	6,905,000	6,146,000	7,924,000	10,387,000	8,982,000
FRUIT and NUT CROPS	3,896,000	3,258,500	2,594,000	2,910,000	2,786,000
NURSERY PRODUCTS	18,557,000	20,093,000	18,943,000	16,344,000	14,591,000
NURSERY CUT FLOWERS	16,037,000	15,838,000	15,839,000	15,431,000	12,481,000
LIVESTOCK and POULTRY	13,266,000	10,816,000	9,245,000	9,947,000	5,734,900
APIARY PRODUCTS	125,300	62,400	96,400	70,700	55,000
TOTAL	$63,843,300	$62,147,900*	$60,093,400	$60,181,700	$49,200,900

* Revised

CALIF. - AGRIC. - STATS. (PD)

1983

COUNTY OF ALAMEDA

Agricultural Crop Report

GIANNINI FOUNDATION OF
AGRICULTURAL ECONOMICS
LIBRARY

APR 9 1984

Alameda County, Calif.
Agricultural Commissioner
224 W. WINTON AVENUE
HAYWARD, CALIFORNIA 94544

Alameda county acreage & crop report

U.C. LIBRARY
GIANNINI FOUN. OF AGRI. ECON.

BERKELEY, CA 94720

To:

Clare Berryhill, Director
State Department of Food and Agriculture
and
The Honorable Board of Supervisors

In compliance with the provisions of Section 2279 of the California Food and Agricultural Code, I am pleased to submit a report of the agricultural production for Alameda County for calendar year 1983. This report deals with the gross value of production and does not attempt to reflect net farm income nor costs of production and marketing.

The gross value of all commodities produced in Alameda County decreased for the first time in over 10 years. The 1983 production level was $7,575,500 below that of 1982. This decrease can be attributed to declining prices paid for certain commodities, poor weather (growing) conditions resulting in lowered production levels, and a perceptible reduction in agriculture operations.

Data for the preparation of this report has been obtained from producers, processors, representatives of agribusiness and individuals with special knowledge in the field. Their assistance and cooperation is sincerely appreciated. I would also like to express my appreciation to the members of my staff for their effort in the preparation of this report.

Respectfully submitted,

MICHAEL A. GREENE
Agricultural Commissioner

ALAMEDA COUNTY
Agricultural Production and Value Statistics

FIELD CROPS 1982-83

Crop	Year	Harvested Acreage	Per Acre	Total	Unit	Per Unit	Total
BARLEY	1983	800	.99	792	Ton	$117.92	$ 93,000
	1982	3,400	1.05	3,570*		119.25	426,000*
HAY, ALFALFA	1983	725	6.19	4,488	Ton	99.00	444,000
	1982	900	7.19	6,471		89.73	581,000
HAY, GRAIN	1983	12,650	1.55	19,608	Ton	61.49	1,206,000
	1982	3,300	1.51	4,983*		61.06	304,000*
IRRIGATED PASTURE	1983	495			Acre	51.00	25,000
	1982	375				42.32	16,000
RANGE	1983	218,000			Acre	11.36	2,476,000
	1982	218,000				11.65	2,540,000
SUGAR BEETS	1983	155	11.79	1,827	Ton	36.87	67,000
	1982	305	21.40	6,527*		34.75	227,000*
Wheat	1983	2,620	1.42	3,720	Ton	132.36	492,000
	1982	3,550	1.65	5,858		129.09	756,000
MISC. FIELD CROPS	1983	365	Includes oats and corn.				188,000
	1982	655					210,000
TOTAL	1983	235,810					$4,991,000
	1982	230,485					5,060,000*

*Revised

VEGETABLE CROPS 1982-83

Crop	Year	Harvested Acreage	Per Acre	Total	Unit	Per Unit	Total
MISC. VEGETABLES	1983	2,050	Includes cabbage, caullflower,				$4,343,000
	1982	2,230	greens, corn, cucumber,				6,905,000
			lettuce and tomatoes.				

FRUIT AND NUT CROPS 1982-83

Crop	Year	Bearing Acreage	Per Unit	Total	Unit	Per Unit	Total
GRAPES (WINE)	1983	370	2.30	851	Ton	Various	$ 296,000
Black	1982	360	2.70	972*			402,000
White	1983	1,270	3.30	4,191	Ton	Various	1,841,000
	1982	1,250	4.10	5,125*			2,940,000
BERRIES	1983	7	Includes boysen-		Ton	Various	64,000
	1982	10	berries, loganberries				77,000
			and strawberries				
WALNUTS	1983	357	.92	328	Ton	$ 580.00	190,000
	1982	370	1.14	428		1,080.00	462,000
MISC. FRUIT	1983	18	Apricots, cherries, persimmons				12,000
	1982	20	and kiwis.				15,000
TOTAL	1983	2,022					$2,403,000
	1982	2,010					3,896,000

*Revised

NURSERY PRODUCTS 1982-83

Item	Year	House Sq. Ft.	Field Acres	Quantity Sold	Unit	Per Unit	Total
VEGETABLE PLANTS	1983		32	6,000,000	Plt.	Var.	$ 355,000
	1982		32	6,001,000			350,000
ORNAMENTAL TREES	1983	202,260	88	751,520	Plt.	Var.	3,130,000
and SHRUBS	1982	235,000	83	813,000			2,984,000
BEDDING PLANTS	1983	705,200	40	1,081,600	Var.	Var.	6,490,000
	1982	748,600	41	1,078,442			6,187,000
INDOOR DECORATIVES	1983	2,460,900		4,077,700	Plt.	Var.	3,417,000
	1982	2,469,600		5,083,350			4,193,000
PROPAGATIVE MATERIAL	1983	880,000	71	88,743,000	Var.	Var.	5,166,000
	1982	893,100	98	92,871,940			4,843,000
TOTAL	1983	4,248,360	231				$18,558,000
	1982	4,346,300	254				18,557,000

NURSERY CUT FLOWERS 1982-83

Item	Year	House Sq. Ft.	Field Acres	Quantity Sold	Unit	Gross Value Per Unit	Gross Value Total
CARNATIONS Standard	1983	665,000		10,432,900	Blm.	.135	$ 1,465,000
	1982	658,200		10,454,352		.110	1,150,000
CARNATIONS Miniature	1983	212,500		290,246	Bun.	1.60	464,000
	1982	169,600		205,700		1.50	309,000
CHRYSANTHEMUMS	1983	404,000	4	1,180,000	Var.		224,000
	1982	423,000	3	1,427,000			307,000
CHRISTMAS TREES	1983		19	14,522	Tree	23.00	334,000
	1982		41	19,100		21.64	413,000
ROSES Standard	1983	2,618,200		29,885,930	Blm.	.290	8,667,000
	1982	3,106,400		37,434,000		.250	9,359,000
ROSES Sweetheart	1983	308,500		7,304,850	Blm.	.165	1,205,000
	1982	353,500		9,959,000		.160	1,593,000
MISCELLANEOUS	1983	105,100	359	Includes asters, gardenias, gladiolus, orchids, stephanotis, etc.			3,187,000
	1982	181,000	346				2,906,000
TOTAL	1983	4,313,300	382				$15,546,000
	1982	4,891,700	390				16,037,000

LIVESTOCK AND POULTRY 1982-83

Item	Year	No. of Head	Total Weight	Unit	Gross Value Per Unit	Gross Value Total
CATTLE AND CALVES	1983	27,448	134,883	Cwt.	Var.	$7,746,000
	1982	29,400	171,000			9,974,000
SHEEP AND LAMBS	1983	1,980	1,357	Cwt.	Var.	78,000
	1982	4,900	5,100		55.45	283,000
HOGS AND PIGS	1983	1,890	4,064	Cwt.	64.00	260,000
	1982	2,300	3,270		61.93	203,000
BROILERS AND FRYERS	1982	1,205,500	5,665,670	lbs.	.33	1,870,000
	1982	1,741,500	7,905,900		.32	2,530,000
SQUABS	1983	18,200	24,029	lbs.	1.80	43,000
	1982	23,900	31,700		1.70	54,000
MISC. POULTRY and LIVESTOCK PRODUCTS	1983		Includes rabbits and wool			315,000
	1982					222,000
TOTAL	1983					$10,312,000
	1982					13,266,000

APIARY PRODUCTS 1982-83

Item	Year	Production	Unit	Per Unit	Total
HONEY	1983	112,000	lbs.	.52	$ 58,200
	1982	123,200		.55	68,000
BEESWAX	1983	6,800	lbs.	2.00	13,600
	1982	6,160		2.00	12,300
POLLINATION	1983	2,800	Col.	20.00	56,000
	1982	2,500		22.00	55,000*
TOTAL	1983				$127,800
	1982				135,300*

*Revised

LIVESTOCK INVENTORY 1983-84

Item	January 1, 1983	January 1, 1984
ALL CATTLE and CALVES	32,000	30,500
STOCK SHEEP and LAMBS	2,700	2,200
HOGS and PIGS	600	200

COMPARISON SUMMARY 1982-83

	1983	1982	1981	1980	1979
FIELD CROPS	$ 4,991,000	$ 5,060,000*	$ 5,934,000	$ 5,452,000	$ 5,092,000
VEGETABLE CROPS	4,343,000	6,905,000	6,146,000	7,924,000	10,387,000
FRUIT and NUT CROPS	2,403,000	3,896,000	3,258,500	2,594,000	2,910,000
NURSERY PRODUCTS	18,558,000	18,557,000	20,093,000	18,943,000	16,344,000
NURSERY CUT FLOWERS	15,546,000	16,037,000	15,838,000	15,839,000	15,431,000
LIVESTOCK and POULTRY	10,312,000	13,266,000	10,816,000	9,245,000	9,947,000
APIARY PRODUCTS	127,800	135,300*	62,400	96,400	70,700
TOTAL	$56,280,800	$63,856,300*	$62,147,900	$60,093,400	$60,181,700

* Revised

GIANNINI FOUNDATION OF
AGRICULTURAL ECONOMICS
LIBRARY

APR 2 - 1985

1984

COUNTY OF ALAMEDA

Agricultural Crop Report

Alameda County, Calif.
Agricultural Commissioner
224 W. WINTON AVENUE
HAYWARD, CALIFORNIA 94544

OAKLAND, C
PM
1985

DEFEAT
MUSCULAR DYSTRO
SUPPORT MDA

Domestic Mail
D
US Postage

U.C. LIBRARY
GIANNINI FOUN. OF AGRI. ECON.

BERKELEY, CA 94720

To:

Clare Berryhill, Director
State Department of Food and Agriculture
and
The Honorable Board of Supervisors

In compliance with the provisions of Section 2279 of the California Food and Agricultural Code, I am pleased to submit a report of the agricultural production for Alameda County for the calendar year 1984. This report deals with the gross value of production and does not attempt to reflect net farm income nor costs of production and marketing.

The gross value of all commodities produced in Alameda County continued to decrease in 1984. The continuing decrease can be attributed to declining prices paid for certain commodities, poor weather (growing) conditions resulting in lowered production levels, and a perceptible reduction in agriculture operations.

Data for the preparation of this report has been obtained from producers, processors, representatives of agribusiness and individuals with special knowledge in the field. Their assistance and cooperation is sincerely appreciated. I would also like to express my appreciation to the members of my staff for their effort in the preparation of this report.

Respectfully submitted,

MICHAEL A. GREENE
Agricultural Commissioner

ALAMEDA COUNTY
Agricultural Production and Value Statistics

FIELD CROPS 1983-84

Crop	Year	Harvested Acreage	Per Acre	Total	Unit	Per Unit	Total
BARLEY	1984	1,550	.97	1,503	Ton	$133.85	$ 201,000
	1983	800	.99	792		117.92	93,000
HAY, ALFALFA	1984	1,050	5.91	6,205	Ton	89.15	553,000
	1983	725	6.19	4,488		99.00	444,000
HAY, GRAIN	1984	9,500	1.47	13,965	Ton	67.06	936,000
	1983	12,650	1.55	19,608		61.49	1,206,000
IRRIGATED PASTURE	1984	380			Acre	44.08	17,000
	1983	495				51.00	25,000
RANGE	1984	221,350			Acre	12.28	2,700,000
	1983	218,000				11.36	2,476,000
SUGAR BEETS	1984		Included under Misc. Field Crops				
	1983	155	11.79	1,827		36.87	67,000
Wheat	1984	3,450	1.19	4,105	Ton	118.03	485,000
	1983	2,620	1.42	3,720		132.36	492,000
MISC. FIELD CROPS	1984	920	Includes oats, corn & Safflower				212,000
	1983	365	Includes oats, corn & sugar beets				188,000
TOTAL	1984	238,200					$5,104,000
	1983	235,810					4,991,000

VEGETABLE CROPS 1983-84

Crop	Year	Harvested Acreage	Per Acre	Total	Unit	Per Unit	Total
MISC. VEGETABLES	1984	1,955	Includes cabbage, cauliflower,				$4,140,000
	1983	2,050	greens, corn, cucumber,				4,343,000
			lettuce and tomatoes.				

FRUIT AND NUT CROPS 1983-84

Crop	Year	Bearing Acreage	Per Unit	Total	Unit	Per Unit	Total
GRAPES (WINE)	1984	349	2.41	841	Ton	Various	$ 251,000
Black	1983	370	2.30	851			296,000
White	1984	1,323	3.36	4,445	Ton	Various	1,852,000
	1983	1,270	3.30	4,191			1,841,000
BERRIES	1984	4	Includes boysen-		Ton	Various	44,000
	1983	7	berries, loganberries				64,000
			and strawberries				
WALNUTS	1984	252	.88	221	Ton	$ 760.00	168,000
	1983	357	.92	328		580.00	190,000
MISC. FRUIT	1984	16	Apricots, cherries, persimmons				11,000
	1983	18	and kiwis.				12,000
TOTAL	1984	1,944					$2,326,000
	1983	2,022					2,403,000

NURSERY PRODUCTS 1983-84

Item	Year	House Sq. Ft.	Field Acres	Quantity Sold	Unit	Per Unit	Total
VEGETABLE PLANTS	1984		Included under propagative material				
	1983		32	6,000,000	Plt.	Var.	$ 355,000
ORNAMENTAL TREES	1984	177,000	155	963,935	Plt.	Var.	4,904,000
and SHRUBS	1983	202,260	88	751,520			3,130,000
BEDDING PLANTS	1984	273,400	14	591,500	Var.	Var.	3,397,000
	1983	705,200	40	1,081,600			6,490,000
INDOOR DECORATIVES	1984	1,462,830		2,910,600	Plt.	Var.	2,019,000
	1983	2,460,900		4,077,700			3,417,000
PROPAGATIVE MATERIAL	1984	809,000	95	44,690,000	Var.	Var.	3,673,000
	1983	880,000	71	88,743,000			5,166,000
TOTAL	1984	2,722,230	264				$13,993,000
	1983	4,248,360	231				18,558,000

NURSERY CUT FLOWERS 1983-84

Item	Year	House Sq. Ft.	Field Acres	Quantity Sold	Unit	Gross Value Per Unit	Gross Value Total
CARNATIONS	1984	752,800		12,969,440	Blm.	$ .150	$ 1,945,000
Standard	1983	665,000		10,432,900		.135	1,465,000
CARNATIONS	1984	212,700		376,904	Bun.	1.60	603,000
Miniature	1983	212,500		290,246		1.60	464,000
CHRYSANTHEMUMS	1984	390,000	1	1,482,400	Var.		256,000
	1983	404,000	4	1,180,000			224,000
CHRISTMAS TREES	1984		20	15,000	Tree	25.00	375,000
	1983		19	14,522		23.00	334,000
ROSES	1984	2,401,200		29,255,909	Blm.	.270	7,899,000
Standard	1983	2,618,200		29,885,930		.290	8,667,000
ROSES	1984	331,500		6,184,925	Blm.	.180	1,113,000
Sweetheart	1983	308,500		7,304,850		.165	1,205,000
MISCELLANEOUS	1984	95,300	325	Includes asters, gardenias,			3,334,000
	1983	105,100	359	gladiolus, orchids,			3,187,000
				stephanotis, etc.			
TOTAL	1984	4,183,500	346				$15,525,000
	1983	4,313,300	382				15,546,000

LIVESTOCK AND POULTRY 1983-84

Item	Year	No. of Head	Total Weight	Unit	Gross Value Per Unit	Gross Value Total
CATTLE AND CALVES	1984	27,950	113,477	Cwt.	Var.	$6,716,000
	1983	27,448	134,883			7,746,000
SHEEP AND LAMBS	1984	1,360	1,272	Cwt.	Var.	77,000
	1983	1,980	1,357			78,000
HOGS AND PIGS	1984	1,530	863	Cwt.	$77.00	66,000
	1983	1,890	4,064		64.00	260,000
BROILERS AND FRYERS	1984	1,200,000	5,664,700	lbs.	.34	1,926,000
	1983	1,205,500	5,665,670		.33	1,870,000
SQUABS	1984	17,400	22,837	lbs.	1.75	40,000
	1983	18,200	24,029		1.80	43,000
MISC. POULTRY and	1984		Includes rabbits and wool			524,000
LIVESTOCK PRODUCTS	1983					315,000
TOTAL	1984					$ 9,349,000
	1983					10,312,000

APIARY PRODUCTS 1983-84

Item	Year	Production	Unit	Per Unit	Total
HONEY	1984	120,000	lbs.	$ .56	$ 67,200
	1983	112,000		.52	58,200
BEESWAX	1984	6,900	lbs.	1.30	9,000
	1983	6,800		2.00	13,600
POLLINATION	1984	2,800	Col.	22.00	61,600
	1983	2,800		20.00	56,000
TOTAL	1984				$137,800
	1983				127,800

LIVESTOCK INVENTORY 1984-85

Item	January 1, 1984	January 1, 1985
ALL CATTLE and CALVES	30,500	32,000
STOCK SHEEP and LAMBS	2,200	2,000
HOGS and PIGS	200	300

COMPARISON SUMMARY 1983-84

	1984	1983	1982	1981	1980
FIELD CROPS	$ 5,104,000	$ 4,991,000	$ 5,060,000*	$ 5,934,000	$ 5,452,000
VEGETABLE CROPS	4,140,000	4,343,000	6,905,000	6,146,000	7,924,000
FRUIT and NUT CROPS	2,326,000	2,403,000	3,896,000	3,258,500	2,594,000
NURSERY PRODUCTS	13,993,000	18,558,000	18,557,000	20,093,000	18,943,000
NURSERY CUT FLOWERS	15,525,000	15,546,000	16,037,000	15,838,000	15,839,000
LIVESTOCK and POULTRY	9,349,000	10,312,000	13,266,000	10,816,000	9,245,000
APIARY PRODUCTS	138,000	127,800	135,300*	62,400	96,400
TOTAL	$50,575,000	$56,280,800	$63,856,300*	$62,147,900	$60,093,400

* Revised

CALIF. - AGRIC. - STATS. (PDF)

1985

COUNTY OF ALAMEDA

Agricultural Crop Report

Alameda County, Calif.
Agricultural Commissioner
224 W. WINTON AVENUE
HAYWARD, CALIFORNIA 94544

OAKLAND CA 946
APR 8
PM
1986

U.C. LIBRARY
GIANNINI FOUN. OF AGRI. ECON.

BERKELEY, CA 94720

To:

Clare Berryhill, Director
State Department of Food and Agriculture
and
The Honorable Board of Supervisors

In compliance with the provisions of Section 2279 of the California Food and Agricultural Code, I am pleased to submit a report of the agricultural production of Alameda County for the calendar year 1985. This report deals with the gross value of production and does not attempt to reflect net farm income nor costs of production and marketing.

Data for the preparation of this report has been obtained from producers, processors, representatives of agribusiness and individuals with special knowledge in the field. Their assistance and cooperation is sincerely appreciated. I would also like to express my appreciation to the members of my staff for their effort in the preparation of this report.

Respectfully submitted,

MICHAEL A. GREENE
Agricultural Commissioner

ALAMEDA COUNTY
Agricultural Production and Value Statistics

FIELD CROPS 1984-85

Crop	Year	Harvested Acreage	Per Acre	Total	Unit	Per Unit	Total
BARLEY	1985	1,550	.82	1,269	Ton	$123.25	$ 156,000
	1984	1,550	.97	1,503		133.85	201,000
HAY, ALFALFA	1985	1,145	6.20	7,099	Ton	84.75	602,000
	1984	1,050	5.91	6,205		89.15	553,000
HAY, GRAIN	1985	9,725	1.32	12,837	Ton	67.70	869,000
	1984	9,500	1.47	13,965		67.06	936,000
IRRIGATED PASTURE	1985	390			Acre	53.96	21,000
	1984	380				44.08	17,000
RANGE	1985	203,000			Acre	12.41	2,519,000
	1984	221,350				12.28	2,700,000
WHEAT	1985	2,525	.81	2,045	Ton	108.07	221,000
	1984	3,450	1.19	4,105		118.03	485,000
MISC. FIELD CROPS	1985	2,390	Includes oats, corn, safflower				437,000
	1984	920	sugar beets and stubble				212,000
TOTAL	1985	220,725					$4,825,000
	1984	238,200					5,104,000

VEGETABLE CROPS 1984-85

Crop	Year	Harvested Acreage	Per Acre	Total	Unit	Per Unit	Total
MISC. VEGETABLES	1985	2,391	Includes cabbage, cauliflower,				$4,571,000
	1984	1,955	greens, corn, cucumber,				4,140,000
			lettuce and tomatoes.				

FRUIT AND NUT CROPS 1984-85

Crop	Year	Bearing Acreage	Per Unit	Total	Unit	Per Unit	Total
GRAPES (WINE)	1985	301	2.58	776	Ton	Various	$ 237,000
Black	1984	349	2.41	841			251,000
White	1985	1,200	3.80	4,560	Ton	Various	1,565,000
	1984	1,323	3.36	4,445			1,852,000
BERRIES	1985	4	Includes boysen-		Ton	Various	43,000
	1984	4	berries, loganberries				44,000
			and strawberries				
WALNUTS	1985	197	.83	165	Ton	$ 660.00	109,000
	1984	252	.88	221		760.00	168,000
MISC. FRUIT	1985	9	Apricots, kiwis and persimmons				6,000
	1984	16					11,000
TOTAL	1985	1,711					$1,960,000
	1984	1,944					2,326,000

NURSERY PRODUCTS 1984-85

Item	Year	House Sq. Ft.	Field Acres	Quantity Sold	Unit	Per Unit	Total
ORNAMENTAL TREES	1985	179,200	163	988,000	Plt.	Var.	6,343,000
and SHRUBS	1984	177,000	155	963,935			4,904,000
BEDDING PLANTS	1985	309,000	12	670,600	Var.	Var.	3,771,000
	1984	273,400	14	591,500			3,397,000
INDOOR DECORATIVES	1985	1,616,300		6,508,000	Plt.	Var.	4,617,000
	1984	1,462,830		2,910,000			2,019,000
PROPAGATIVE MATERIAL	1985	772,900	16	35,527,000	Var.	Var.	3,161,000
	1984	809,000	95	44,690,000			3,673,000
TOTAL	1985	2,877,400	191				$17,892,000
	1984	2,722,230	264				13,993,000

NURSERY CUT FLOWERS 1984-85

Item	Year	House Sq. Ft.	Field Acres	Quantity Sold	Unit	Gross Value Per Unit	Gross Value Total
CARNATIONS	1985	714,700		11,871,500	Blm.	$ .140	$ 1,662,000
Standard	1984	752,000		12,969,440		.150	1,945,000
CARNATIONS	1985	235,800		373,300	Bun.	1.60	597,000
Miniature	1984	212,700		376,904		1.60	603,000
CHRYSANTHEMUMS	1985			Included Under Misc.			
	1984	390,000		1,482,400	Var.		256,000
CHRISTMAS TREES	1985		60	17,000	Tree	30.00	489,000
	1984		20	15,000		25.00	375,000
ROSES	1985	1,975,400		27,761,400	Blm.	.260	7,218,000
Standard	1984	2,401,200		29,255,909		.270	7,899,000
ROSES	1985	373,600		7,367,300	Blm.	.190	1,400,000
Sweetheart	1984	331,500		6,184,925		.180	1,113,000
MISCELLANEOUS	1985	325,000	263	Includes asters, gardenias,			2,974,000
	1984	95,300	325	gladiolus, orchids,			3,334,000
				stephanotis, mums, etc.			
TOTAL	1985	3,624,500	323				$14,340,000
	1984	4,183,500	345				15,525,000

LIVESTOCK AND POULTRY 1984-85

Item	Year	No. of Head	Total Weight	Unit	Gross Value Per Unit	Gross Value Total
CATTLE AND CALVES	1985	27,400	116,973	Cwt.	Var.	$6,427,000
	1984	27,950	113,477			6,716,000
SHEEP AND LAMBS	1985	1,110	1,125	Cwt.	Var.	76,000
	1984	1,360	1,272			77,000
HOGS AND PIGS	1985	2,129	3,377	Cwt.	$77.00	261,000
	1984	1,530	863		77.00	66,000
BROILERS AND FRYERS	1985	994,000	4,671,800	lbs.	.35	1,635,000
	1984	1,200,000	5,664,700		.34	1,926,000
SQUABS	1985	9,850	12,200	lbs.	1.80	22,000
	1984	17,400	22,837		1.75	40,000
MISC. POULTRY and	1985		Includes rabbits and wool			207,000
LIVESTOCK PRODUCTS	1984					524,000
TOTAL	1985					$ 8,628,000
	1984					9,349,000

APIARY PRODUCTS 1984-85

Item	Year	Production	Unit	Per Unit	Total
HONEY	1985	115,000	lbs.	$ .52	$ 59,800
	1984	120,000		.56	67,200
BEESWAX	1985	6,700	lbs.	1.35	9,050
	1984	6,900		1.30	9,000
POLLINATION	1985	2,800	col.	23.00	63,250
	1984	2,800		22.00	61,600
TOTAL	1985				$132,100
	1984				137,800

LIVESTOCK INVENTORY 1985-86

Item	January 1, 1985	January 1, 1986
ALL CATTLE and CALVES	32,000	32,000
STOCK SHEEP and LAMBS	2,000	1,800
HOGS and PIGS	300	1,100

COMPARISON SUMMARY

	1985	1984	1983	1982	1981
FIELD CROPS	$ 4,825,000	$ 5,104,000	$ 4,991,000	$ 5,060,000*	$ 5,934,000
VEGETABLE CROPS	4,571,000	4,140,000	4,343,000	6,905,000	6,146,000
FRUIT and NUT CROPS	1,960,000	2,326,000	2,403,000	3,896,000	3,258,500
NURSERY PRODUCTS	17,892,000	13,993,000	18,558,000	18,557,000	20,093,000
NURSERY CUT FLOWERS	14,340,000	15,525,000	15,546,000	16,037,000	15,838,000
LIVESTOCK and POULTRY	8,628,000	9,349,000	10,312,000	13,266,000	10,816,000
APIARY PRODUCTS	132,100	138,000	127,800	135,300*	62,400
TOTAL	$52,348,100	$50,575,000	$56,280,800	$63,856,300	$62,147,900

* Revised

calif. - Agric. - Stat. (pd)

1986

COUNTY OF ALAMEDA

Agricultural Crop Report

Alameda County, Calif.
Agricultural Commissioner
224 W. WINTON AVENUE
HAYWARD, CALIFORNIA 94544

GIANNINI FOUNDATION OF
AGRICULTURAL ECONOMICS
LIBRARY

APR 1 1987

OAKLAND, CA
MAR 5
PM
1987
946

USA
22

CN ***
U.C. LIBRARY
GIANNINI FOUN. OF AGRI. ECON.

BERKELEY, CA 94720

To:

Clare Berryhill, Director
State Department of Food and Agriculture
and
The Honorable Board of Supervisors

In compliance with the provisions of Section 2279 of the California Food and Agricultural Code, I am pleased to submit a report of the agricultural production of Alameda County for the calendar year 1986. This report deals with the gross value of production and does not attempt to reflect net farm income nor costs of production and marketing.

Data for the preparation of this report has been obtained from producers, processors, representatives of agribusiness and individuals with special knowledge in the field. Their assistance and cooperation is sincerely appreciated. I would also like to express my appreciation to the members of my staff for their effort in the preparation of this report.

Respectfully submitted,

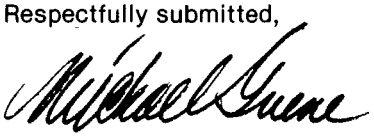

MICHAEL A. GREENE
Agricultural Commissioner

ALAMEDA COUNTY

Agricultural Production and Value Statistics

FIELD CROPS 1985-86

Crop	Year	Harvested Acreage	Per Acre	Total	Unit	Per Unit	Total
BARLEY	1986	475	1.40	665	Ton	$ 91.78	$ 61,000
	1985	1,550	.82	1,269		123.25	156,000
HAY, ALFALFA	1986	1,240	6.24	7,738	Ton	85.77	664,000
	1985	1,145	6.20	7,099		84.75	602,000
HAY, GRAIN	1986	11,850	2.07	24,530	Ton	57.96	1,422,000
	1985	9,725	1.32	12,837		67.70	869,000
IRRIGATED PASTURE	1986	490			Acre	53.89	26,000
	1985	390				53.96	21,000
RANGE PASTURE	1986	194,325			Acre	12.98	2,521,000
	1985	203,000				12.41	2,519,000
WHEAT	1986	1,520	1.15	1,748	Ton	84.22	147,000
	1985	2,525	.81	2,045		108.07	221,000
MISCELLANEOUS	1986	1,015	Includes oats, corn, safflower				254,000
	1985	2,390	and stubble				437,000
TOTAL	1986	210,915					$5,095,000
	1985	220,725					4,825,000

VEGETABLE CROPS 1985-86

Crop	Year	Harvested Acreage	Per Acre	Total	Unit	Per Unit	Total
MISC. VEGETABLES	1986	1,964	Includes cabbage, cauliflower,				$5,054,000
	1985	2,391	greens, corn, cucumber, lettuce and tomatoes.				4,571,000

FRUIT AND NUT CROPS 1985-86

Crop	Year	Bearing Acreage	Per Acre	Total	Unit	Per Unit	Total
GRAPES (WINE)	1986	300	2.38	714	Ton	Various	$ 239,000
Black	1985	301	2.58	776			237,000
White	1986	1,165	3.60	4,194	Ton	Various	1,510,000
	1985	1,200	3.80	4,560			1,565,000
BERRIES	1986	-	Included under		Ton	Various	-
	1985	4	Misc. Includes boysenberries, strawberries & loganberries				43,000
WALNUTS	1986	172	.86	147	Ton	$ 740.00	108,800
	1985	197	.83	165		660.00	109,000
MISC. FRUIT	1986	8	Includes apricots, persimmons				60,900
	1985	9	& berries				6,000
TOTAL	1986	1,645					$1,918,700
	1985	1,711					1,960,000

NURSERY PRODUCTS 1985-86

Item	Year	House Sq. Ft.	Field Acres	Quantity Sold	Unit	Per Unit	Total
ORNAMENTAL TREES	1986	170,200	159	956,300	Plt.	Var.	$ 6,138,000
and SHRUBS	1985	179,200	163	988,000			6,343,000
BEDDING PLANTS	1986	344,000	9	735,400	Var.	Var.	5,032,000
	1985	309,000	12	670,600			3,771,000
INDOOR DECORATIVES	1986	1,570,700		4,481,200	Plt.	Var.	4,805,000
	1985	1,616,300		6,508,000			4,617,000
PROPAGATIVE MATERIAL	1986	689,000	17	22,720,000	Var.	Var.	2,205,000
	1985	772,900	16	35,527,000			3,161,000
TOTAL	1986	2,773,900	185				$18,180,000
	1985	2,877,400	191				17,892,000

NURSERY CUT FLOWERS 1985-86

Item	Year	House Sq. Ft.	Field Acres	Quantity Sold	Unit	Gross Value Per Unit	Gross Value Total
CARNATIONS	1986	713,000		12,842,200	Blm.	$ .15	$ 1,926,000
Standard	1985	714,700		11,871,500		.14	1,662,000
CARNATIONS	1986	219,000		358,200	Bun.	1.55	555,000
Miniature	1985	235,800		373,300		1.60	597,000
CHRISTMAS TREES	1986		58	12,400	Tree	32.00	397,000
	1985		60	17,000		30.00	489,000
ROSES	1986	2,067,200		25,646,700	Blm.	.27	6,925,000
Standard	1985	1,975,400		27,761,400		.26	7,218,000
ROSES	1986	341,900		8,174,000	Blm.	.15	1,226,000
Sweetheart	1985	373,600		7,367,300		.19	1,400,000
MISCELLANEOUS	1986	264,000	274	Includes asters, gardenias,			5,001,000
	1985	325,000	263	orchids, mums, stephanotis			2,974,000
				gladiolus, etc.			
TOTAL	1986	3,605,100	332				$16,030,000
	1985	3,624,500	323				14,340,000

LIVESTOCK AND POULTRY 1985-86

Item	Year	No. of Head	Total Weight	Unit	Gross Value Per Unit	Gross Value Total
CATTLE AND CALVES	1986	25,400	121,643	Cwt.	Var.	$5,958,000
	1985	27,400	116,973			6,427,000
SHEEP AND LAMBS	1986	1,310	1,410	Cwt.	Var.	94,000
	1985	1,110	1,125			76,000
HOGS AND PIGS	1986	4,050	5,537	Cwt.	Var.	361,000
	1985	2,129	3,377		77.00	261,000
BROILERS AND FRYERS	1986	907,500	4,083,800	lbs.	.36	1,470,000
	1985	994,000	4,671,800		.35	1,635,000
SQUABS	1986	10,050	12,750	lbs.	2.15	27,000
	1985	9,850	12,200		1.80	22,000
MISC. POULTRY and	1986		Includes rabbits and wool			193,000
LIVESTOCK PRODUCTS	1985					207,000
TOTAL	1986					$ 8,103,000
	1985					8,628,000

APIARY PRODUCTS 1985-86

Item	Year	Production	Unit	Per Unit	Total
HONEY	1986	110,000	lbs.	$ .53	$ 58,300
	1985	115,000		.52	59,800
BEESWAX	1986	6,800	lbs.	1.36	9,250
	1985	6,700		1.35	9,050
POLLINATION	1986	2,800	col.	23.00	64,400
	1985	2,800		*22.60	63,250
TOTAL	1986				$131,950
	1985				132,100

*Revised

LIVESTOCK INVENTORY 1986-87

Item	January 1, 1986	January 1, 1987
ALL CATTLE and CALVES	32,000	31,000
STOCK SHEEP and LAMBS	1,800	2,200
HOGS and PIGS	1,100	1,000

COMPARISON SUMMARY

	1986	1985	1984	1983	1982
FIELD CROPS	$ 5,095,000	$ 4,825,000	$ 5,104,000	$ 4,991,000	$ 5,060,000
VEGETABLE CROPS	5,054,000	4,571,000	4,140,000	4,343,000	6,905,000
FRUIT and NUT CROPS	1,918,700	1,960,000	2,326,000	2.403,000	3,896,000
NURSERY PRODUCTS	18,180,000	17,892,000	13,993,000	18,558,000	18,557,000
NURSERY CUT FLOWERS	16,030,000	14,340,000	15,525,000	15,546,000	16,037,000
LIVESTOCK and POULTRY	8,103,000	8,628,000	9,349,000	10,312,000	13,266,000
APIARY PRODUCTS	131,950	132,100	138,000	127,800	135,300*
TOTAL	$54,512,650	$52,348,100	$50,575,000	$56,280,800	$63,856,300

* Revised

CALIF. - AGRIC. - STATS. (PD)

GIANNINI FOUNDATION OF
AGRICULTURAL ECONOMICS
LIBRARY
APR 5 1988

1987

COUNTY OF ALAMEDA

Agricultural Crop Report

Alameda County
Agricultural Commissioner
224 W. WINTON AVENUE
HAYWARD, CALIFORNIA 94544

OAKLAND CA
MAR 31
P.M.
1988
94

U.C. LIBRARY
GIANNINI FOUN. OF AGRI. ECON.

BERKELEY, CA 94720

To:

Jack C. Parnell, Director
State Department of Food and Agriculture
and
The Honorable Board of Supervisors

In compliance with the provisions of Section 2279 of the California Food and Agricultural Code, I am pleased to submit a report of the agricultural production of Alameda County for the calendar year 1987. This report deals with the gross value of production and does not attempt to reflect net farm income nor costs of production and marketing.

Data for the preparation of this report has been obtained from producers, processors, representatives of agribusiness and individuals with special knowledge in the field. Their assistance and cooperation is sincerely appreciated. I would also like to express my appreciation to the members of my staff for their effort in the preparation of this report.

Respectfully submitted,



MICHAEL A. GREENE
Agricultural Commissioner

ALAMEDA COUNTY

Agricultural Production and Value Statistics

FIELD CROPS 1986-87

Crop	Year	Harvested Acreage	Per Acre	Total	Unit	Per Unit	Total
BARLEY	1987	400	.70	280	Ton	$ 82.70	$ 23,000
	1986	475	1.40	665		91.78	61,000
HAY, ALFALFA	1987	1,600	6.05	9,680	Ton	88.31	855,000
	1986	1,240	6.24	7,738		85.77	664,000
HAY, GRAIN	1987	6,100	1.00	6,100	Ton	69.96	427,000
	1986	11,850	2.07	24,530		57.96	1,422,000
IRRIGATED PASTURE	1987	400			Acre	54.65	22,000
	1986	490				53.89	26,000
RANGE PASTURE	1987	203,400			Acre	12.47	2,536,000
	1986	194,000				12.98	2,521,000
WHEAT	1987	700	1.76	1,232	Ton	86.08	106,000
	1986	1,520	1.15	1,748		84.22	147,000
MISCELLANEOUS	1987	400	Includes beans, corn,				164,000
	1986	1,015	safflower, oats, & stubble				254,000
TOTAL	1987	213,000					$4,133,000
	1986	210,915					5,095,000

VEGETABLE CROPS 1986-87

Crop	Year	Harvested Acreage	Per Acre	Total	Unit	Per Unit	Total
MISC. VEGETABLES	1987	1,270	Includes cabbage, cauliflower,				$2,493,000
	1986	1,964	greens, corn, cucumber, lettuce & tomatoes				5,054,000

FRUIT AND NUT CROPS 1986-87

Crop	Year	Bearing Acreage	Per Acre	Total	Unit	Per Unit	Total
GRAPES (WINE)	1987	282	2.95	832	Ton	Various	$ 333,000
Black	1986	300	2.38	714			239,000
White	1987	1,176	3.55	4,174	Ton	Various	1,461,000
	1986	1,165	3.60	4,194			1,510,000
WALNUTS	1987	190	.77	146	Ton	939.00	137,000
	1986	172	.86	147		740.00	108,800
MISC. FRUIT	1987	6	Includes apricots,				45,000
	1986	8	persimmons & berries				60,900
TOTAL	1987	1,654					$1,976,000
	1986	1,645					1,918,700

NURSERY PRODUCTS 1986-87

Item	Year	House Sq. Ft.	Field Acres	Quantity Sold	Unit	Per Unit	Total
ORNAMENTAL TREES	1987	121,650	206	981,300	Plt.	Var.	$ 7,239,000
& SHRUBS	1986	170,200	159	956,300			6,138,000
BEDDING PLANTS	1987	352,000	11	736,000	Var.	Var.	4,500,000
	1986	344,000	9	735,400			5,032,000
INDOOR DECORATIVES	1987	1,408,600	—	4,236,200	Plt.	Var.	4,473,000
	1986	1,570,700	—	4,481,200			4,805,000
PROPAGATIVE MATERIAL	1987	530,000	15	5,949,700	Var.	Var.	961,000
	1986	689,000	17	22,720,000			2,205,000
TOTAL	1987	2,412,250	232				$17,173,000
	1986	2,773,900	185				18,180,000

NURSERY CUT FLOWERS 1986-87

Item	Year	House Sq. Ft.	Field Acres	Quantity Sold	Unit	Gross Value Per Unit	Gross Value Total
CARNATIONS Standard	1987	678,300		11,484,200	Blm.	$ .15	$ 1,723,000
	1986	713,000		12,842,200		.15	1,926,000
CARNATIONS Miniature	1987	218,000		419,000	Bun.	1.54	645,000
	1986	219,000		358,200		1.55	555,000
CHRISTMAS TREES	1987		58	11,500	Tree	30.00	345,000
	1986		58	12,400		32.00	397,000
ROSES Standard	1987	1,971,300		26,770,900	Blm.	.28	7,496,000
	1986	2,067,200		25,646,700		.27	6,925,000
ROSES Sweetheart	1987	287,700		6,398,100	Blm.	.15	960,000
	1986	341,900		8,174,000		.15	1,226,000
MISCELLANEOUS	1987	177,400	300	Includes asters, gardenias, orchids, mums, stephanotis, gladiolus, etc.			5,796,000
	1986	264,000	274				5,001,000
TOTAL	1987	3,332,700	358				$16,965,000
	1986	3,605,100	332				16,030,000

LIVESTOCK AND POULTRY 1986-87

Item	Year	No. of Head	Total Weight	Unit	Gross Value Per Unit	Gross Value Total
CATTLE & CALVES	1987	27,900	128,200	Cwt.	Var.	$ 6,258,000
	1986	25,400	121,643			5,958,000
SHEEP & LAMBS	1987	2,100	1,262	Cwt.	Var.	101,000
	1986	1,310	1,410			94,000
HOGS & PIGS	1987	6,300	5,210	Cwt.	Var.	322,000
	1986	4,050	5,537			361,000
BROILERS & FRYERS	1987	1,057,500	4,758,750	lbs.	$ .36	1,713,000
	1986	907,500	4,083,800		.36	1,470,000
SQUABS	1987	9,100	11,700	lbs.	2.09	25,000
	1986	10,050	12,750		2.15	27,000
MISC. POULTRY & Lifestock Products	1987		Includes rabbits & wool			55,000
	1986					193,000
TOTAL	1987					$ 8,474,000
	1986					8,103,000

APIARY PRODUCTS 1986-87

Item	Year	Production	Unit	Per Unit	Total
HONEY	1987	100,000	lbs.	$ .54	$ 54,000
	1986	110,000		.53	58,300
BEESWAX	1987	6,000	lbs.	1.40	8,400
	1986	8,600		1.36	9,250
POLLINATION	1987	2,500	col.	23.00	57,500
	1986	2,800		23.00	64,400
TOTAL	1987				$119,900
	1986				131,950

LIVESTOCK INVENTORY 1987-88

Item	January 1, 1987	January 1, 1988
ALL CATTLE & CALVES	31,000	29,000
STOCK SHEEP & LAMBS	2,200	1,900
HOGS & PIGS	1,000	900

COMPARISON SUMMARY

	1987	1986	1985	1984	1983
FIELD CROPS	$ 4,133,000	$ 5,095,000	$ 4,825,000	$ 5,104,000	$ 4,991,000
VEGETABLE CROPS	2,493,000	5,054,000	4,571,000	4,140,000	4,343,000
FRUIT & NUT CROPS	1,976,000	1,918,700	1,960,000	2,326,000	2,403,000
NURSERY PRODUCTS	17,173,000	18,180,000	17,892,000	13,993,000	18,558,000
NURSERY CUT FLOWERS	16,965,000	16,030,000	14,340,000	15,525,000	15,546,000
LIVESTOCK & POULTRY	8,474,000	8,103,000	8,628,000	9,349,000	10,312,000
APIARY PRODUCTS	119,900	131,950	132,100	138,000	127,800
TOTAL	$51,333,900	$54,512,650	$52,348,100	$50,575,000	$56,280,800

California — Agric — Stats (pd)

GIANNINI FOUNDATION OF
AGRICULTURAL ECONOMICS
LIBRARY

APR 07 1989

1988

COUNTY OF ALAMEDA

Alameda County

Agricultural Crop Report

Alameda County, Calif.
Agricultural Commissioner
224 W. WINTON AVENUE
HAYWARD, CALIFORNIA 94544

OAKLAND, CA
APR 1 PM
1989
946

U.C. LIBRARY
GIANNINI FOUN. OF AGRI. ECON.

BERKELEY, CA 94720

To:

Jack C. Parnell, Director
State Department of Food and Agriculture
and
The Honorable Board of Supervisors

In compliance with the provisions of Section 2279 of the California Food and Agricultural Code, I am pleased to submit a report of the agricultural production of Alameda County for the calendar year 1988. This report deals with the gross value of production and does not attempt to reflect net farm income nor costs of production and marketing.

Data for the preparation of this report has been obtained from producers, processors, representatives of agribusiness and individuals with special knowledge in the field. Their assistance and cooperation is sincerely appreciated. I would also like to express my appreciation to the members of my staff for their effort in the preparation of this report.

Respectfully submitted,



MICHAEL A. GREENE
Agricultural Commissioner

ALAMEDA COUNTY

Agricultural Production and Value Statistics

FIELD CROPS 1987-88

Crop	Year	Harvested Acreage	Per Acre	Total	Unit	Per Unit	Total
BARLEY	1988	Included in misc.					
	1987	400	.70	280	Ton	$ 82.70	$ 23,000
HAY, ALFALFA	1988	1,600	7.02	11,232	Ton	97.21	1,092,000
	1987	1,600	6.05	9,680		88.31	855,000
HAY, GRAIN	1988	4,200	.80	3,360	Ton	68.30	229,000
	1987	6,100	1.00	6,100		69.96	427,000
IRRIGATED PASTURE	1988	300			Acre	53.08	16,000
	1987	400				54.65	22,000
RANGE PASTURE	1988	205,800			Acre	12.40	2,552,000
	1987	203,400				12.47	2,536,000
WHEAT	1988	630	1.40	882	Ton	103.50	91,000
	1987	700	1.76	1,232		86.08	106,000
MISCELLANEOUS	1988	305	Includes beans, corn,				88,000
	1987	400	safflower, oats, & stubble				164,000
TOTAL	1988	212,835					$4,091,000
	1987	213,000					4,133,000

VEGETABLE CROPS 1987-88

Crop	Year	Harvested Acreage	Per Acre	Total	Unit	Per Unit	Total
MISC. VEGETABLES	1988	800	Includes cabbage, cauliflower,				$2,413,000
	1987	1,270	greens, corn, cucumber, lettuce & tomatoes				2,493,000

FRUIT AND NUT CROPS 1987-88

Crop	Year	Bearing Acreage	Per Acre	Total	Unit	Per Unit	Total
GRAPES (WINE)	1988	354	2.80	991	Ton	Various	$ 307,000
Black	1987	282	2.95	832			333,000
White	1988	862	3.60	3,103	Ton	Various	1,241,000
	1987	1,176	3.55	4,174			1,461,000
WALNUTS	1988	190	.76	144	Ton	1,040.00	150,000
	1987	190	.77	146		939.00	137,000
MISC. FRUIT	1988	4	Includes apricots,				24,000
	1987	6	persimmons & berries				45,900
TOTAL	1988	1,410					$1,722,000
	1987	1,654					1,976,000

NURSERY PRODUCTS 1987-88

Item	Year	House Sq. Ft.	Field Acres	Quantity Sold	Unit	Per Unit	Total
ORNAMENTAL TREES	1988	108,200	171	1,007,000	Plt.	Var.	$ 8,138,000
& SHRUBS	1987	121,650	206	981,300			7,239,000
BEDDING PLANTS	1988	361,500	12	801,000	Var.	Var.	4,849,000
	1987	352,000	11	736,000			4,500,000
INDOOR DECORATIVES	1988	1,473,000	—	5,939,000	Plt.	Var.	6,152,000
	1987	1,408,600	—	4,236,200			4,473,000
PROPAGATIVE MATERIAL	1988	480,000	—	3,161,000	Var.	Var.	806,000
	1987	530,000	15	5,949,700			961,000
TOTAL	1988	2,422,000	190				$19,945,000
	1987	2,412,250	232				17,173,000

NURSERY CUT FLOWERS 1987-88

Item	Year	House Sq. Ft.	Field Acres	Quantity Sold	Unit	Per Unit	Gross Value Total
CARNATIONS	1988	579,400		11,246,000	Blm.	$ .15	$ 1,687,000
Standard	1987	678,300		11,484,200		.15	1,723,000
CARNATIONS	1988	193,600		372,000	Bun.	1.62	603,000
Miniature	1987	218,000		419,000		1.54	645,000
CHRISTMAS TREES	1988		58	13,500	Tree	30.00	405,000
	1987		58	11,500		30.00	345,000
ROSES	1988	1,982,000		24,812,000	Blm.	.30	7,444,000
Standard	1987	1,971,300		26,770,900		.28	7,496,000
ROSES	1988	275,000		5,522,000	Blm.	.17	939,000
Sweetheart	1987	287,700		6,398,100		.15	960,000
MISCELLANEOUS	1988	155,000	425	Includes asters, gardenias,			6,590,000
	1987	177,400	300	orchids, mums, stephanotis,			5,796,000
				gladiolus, etc.			
TOTAL	1988	3,185,000	483				$17,668,000
	1987	3,332,700	358				16,965,000

LIVESTOCK AND POULTRY 1987-88

Item	Year	No. of Head	Total Weight	Unit	Per Unit	Gross Value Total
CATTLE & CALVES	1988	19,300	164,800	Cwt.	Var.	$ 7,478,000
	1987	27,900	128,200			6,258,000
SHEEP & LAMBS	1988	600	660	Cwt.	Var.	46,000
	1987	2,100	1,262			101,000
HOGS & PIGS	1988	4,700	5,660	Cwt.	Var.	223,000
	1987	6,300	5,210			322,000
BROILERS & FRYERS	1988	1,282,000	5,751,000	lbs.	$ .37	2,128,000
	1987	1,057,500	4,758,750		.36	1,713,000
SQUABS	1988	6,700	8,800	lbs.	2.16	19,000
	1987	9,100	11,700		2.09	25,000
MISC. POULTRY &	1988		Includes rabbits & wool			229,000
Livestock Products	1987					55,000
TOTAL	1988					$ 10,123,000
	1987					8,474,000

APIARY PRODUCTS 1987-88

Item	Year	Production	Unit	Per Unit	Total
HONEY	1988	97,000	lbs.	$ .52	$ 50,400
	1987	100,000		.54	54,000
BEESWAX	1988	5,000	lbs.	1.40	7,000
	1987	6,000		1.40	8,400
POLLINATION	1988	2,000	col.	28.00	56,000
	1987	2,500		23.00	57,500
TOTAL	1988				$113,400
	1987				119,900

LIVESTOCK INVENTORY 1987-88

Item	January 1, 1988	January 1, 1989
ALL CATTLE & CALVES	29,000	25,000
STOCK SHEEP & LAMBS	1,900	1,300
HOGS & PIGS	900	300

COMPARISON SUMMARY

	1988	1987	1986	1985	1984
FIELD CROPS	$ 4,091,000	$ 4,133,000	$ 5,095,000	$ 4,825,000	$ 5,104,000
VEGETABLE CROPS	2,413,000	2,493,000	5,054,000	4,571,000	4,140,000
FRUIT & NUT CROPS	1,722,000	1,976,000	1,918,700	1,960,000	2,326,000
NURSERY PRODUCTS	19,945,000	17,173,000	18,180,000	17,892,000	13,993,000
NURSERY CUT FLOWERS	17,668,000	16,965,000	16,030,000	14,340,000	15,525,000
LIVESTOCK & POULTRY	10,123,000	8,474,000	8,103,000	8,628,000	9,349,000
APIARY PRODUCTS	113,400	119,900	131,950	132,100	138,000
TOTAL	$56,075,400	$51,333,900	$54,512,650	$52,348,100	$50,575,000

. AGRIC. - STATS. (PD)

1989

COUNTY OF ALAMEDA

Agricultural Crop Report

Alameda County, Calif.
Agricultural Commissioner
224 W. WINTON AVENUE
HAYWARD, CALIFORNIA 94544

GIANNINI FOUNDATION OF
AGRICULTURAL ECONOMICS
LIBRARY

MAY 7 1991

OAKLAND CA
MAY 4
PM
1990
946

USA 25

U.C. LIBRARY
GIANNINI FOUN. OF AGRI. ECON.

BERKELEY, CA 94720

To:

Henry Voss, Director
State Department of Food and Agriculture
and
The Honorable Board of Supervisors

In compliance with the provisions of Section 2279 of the California Food and Agriculture Code, I am pleased to submit a report of the agricultural production of Alameda County for the calendar year 1989. This report deals with the gross value of production and does not attempt to reflect net farm income or costs of production and marketing.

The value of Alameda County's agricultural production in 1989 rose to $59,392,700. This represents an increase of over three million dollars above that of 1988. While vegetable production continues to decline, the nursery, cut flower, livestock, and field crop industries have been able to hold their own. The dramatic upsurge in the value of fruit and nut production can be attributed to Alameda County's winegrape growers. Nearly 600 new bearing acres came into production last year. Despite seemingly endless drought and other hardships, our County's agricultural industries remain competitive.

Data for the preparation of this report has been obtained from producers, processors, representatives of agribusiness and individuals with special knowledge in the field. Their assistance and cooperation is sincerely appreciated. I would also like to express my appreciation to the members of my staff for their effort in the preparation of this report.

Respectfully submitted,

MICHAEL A. GREENE
Agricultural Commissioner

ALAMEDA COUNTY

Agricultural Production and Value Statistics

FIELD CROPS 1988-89

Crop	Year	Harvested Acreage	Per Acre	Total	Unit	Per Unit	Total
BARLEY	1989	396	.94	373	Ton	$ 120.92	$ 45,000
	1988	Included in misc.					
HAY, ALFALFA	1989	1,739	6.42	11,164	Ton	97.17	1,085,000
	1988	1,600	7.02	11,232		97.21	1,092,000
HAY, GRAIN	1989	7,034	.81	5,686	Ton	67.33	383,000
	1988	4,200	.80	3,360		68.30	229,000
IRRIGATED PASTURE	1989	262			Acre	53.53	14,000
	1988	300				53.08	16,000
OATS	1989	545	3.00	1,635	Ton	88.65	145,000
	1988	Included in misc.					
RANGE PASTURE	1989	199,500			Acre	14.19	2,830,000
	1988	205,800				12.40	2,552,000
WHEAT	1989	1,097	1.15	1,257	Ton	103.41	130,000
	1988	630	1.40	882		103.50	91,000
MISCELLANEOUS	1989	230	Includes beans, corn,				159,000
	1988	305	safflower, & stubble				88,000
TOTAL	1989	210,803					$4,791,000
	1988	212,835					4,068,000

VEGETABLE CROPS 1988-89

Crop	Year	Harvested Acreage	Per Acre	Total	Unit	Per Unit	Total
MISC. VEGETABLES	1989	350	Includes cabbage, cauliflower,				$ 859,000
	1988	800	corn, cucumbers, lettuce,				2,413,000
			tomatoes, etc.				

FRUIT AND NUT CROPS 1988-89

Crop	Year	Bearing Acreage	Per Acre	Total	Unit	Per Unit	Total
GRAPES (WINE)	1989	385	3.10	1,194	Ton	Various	$ 802,000
Black	1988	354	2.80	991			307,000
White	1989	1,427	4.50	6,421	Ton	Various	4,630,000
	1988	862	3.60	3,103			1,241,000
WALNUTS	1989	180	1.40	251	Ton	1,099.00	276,000
	1988	190	.76	144		1,040.00	150,000
MISC. FRUIT	1989	4	Includes apricots,				24,000
	1988	4	persimmons, & berries				24,000
TOTAL	1989	1,996					$5,732,000
	1988	1,410					1,722,000

NURSERY PRODUCTS 1988-89

Item	Year	House Sq. Ft.	Field Acres	Quantity Sold	Unit	Per Unit	Total
ORNAMENTAL TREES	1989	74,000	188	627,000	Plt.	Var.	$11,068,000
& SHRUBS	1988	108,200	171	1,007,000			8,138,000
BEDDING PLANTS	1989	202,000	21	3,528,000	Var.	Var.	4,770,000
	1988	361,500	12	801,000			4,849,000
INDOOR DECORATIVES	1989	1,760,000		4,545,000	Plt.	Var.	5,202,000
	1988	1,473,000		5,939,000			6,152,000
PROPAGATIVE MATERIAL	1989	292,000		4,090,000	Var.	Var.	654,000
	1988	480,000		3,161,000			806,000
TOTAL	1989	2,328,000	209				$21,694,000
	1988	2,422,000	190				19,945,000

NURSERY CUT FLOWERS 1988-89

Item	Year	House Sq. Ft.	Field Acres	Quantity Sold	Unit	Per Unit	Gross Value Total
CARNATIONS	1989	567,200		14,230,300	Blm.	$ .20	$ 2,779,000
Standard	1988	579,400		11,246,000		.15	1,687,000
CARNATIONS	1989	180,600		355,700	Bun.	1.16	413,000
Miniature	1988	193,600		372,000		1.62	603,000
CHRISTMAS TREES	1989		48	9,700	Tree	30.50	296,000
	1988		58	13,500		30.00	405,000
ROSES	1989	1,918,700		24,479,000	Blm.	.26	6,478,000
Standard	1988	1,982,000		24,812,000		.30	7,444,000
ROSES	1989	301,700		5,728,000	Blm.	.13	743,000
Sweetheart	1988	275,000		5,522,000		.17	939,000
MISCELLANEOUS	1989	129,900	357	Includes gladiolus,			6,154,000
	1988	155,000	425	narcissus, orchids,			6,590,000
				peonies, stephanotis, etc.			
TOTAL	1989	3,098,100	405				$16,863,000
	1988	3,185,000	483				17,668,000

LIVESTOCK AND POULTRY 1988-89

Item	Year	No. of Head	Total Weight	Unit	Per Unit	Gross Value Total
CATTLE & CALVES	1989	18,150	94,000	Cwt.	Var.	$ 7,002,000
	1988	19,300	164,800			7,478,000
SHEEP & LAMBS	1989	842	850	Cwt.	Var.	67,000
	1988	600	660			46,000
HOGS & PIGS	1989	234	250	Cwt.	Var.	19,000
	1988	4,700	5,660			223,000
BROILERS & FRYERS	1989	1,192,500	5,366,250	lbs.	.38	2,039,000
	1988	1,282,000	5,751,000		.37	2,128,000
SQUABS	1989	Included under miscellaneous				
	1988	6,700	8,800	lbs.	2.16	19,000
MISC. POULTRY &	1989	Includes rabbits, wool, & squabs				230,000
LIVESTOCK PRODUCTS	1988					229,000
TOTAL	1989					$ 9,357,000
	1988					10,123,000

APIARY PRODUCTS 1988-89

Item	Year	Production	Unit	Per Unit	Total
HONEY	1989	77,000	lbs.	$ .60	$ 46,200
	1988	97,000		.52	50,400
BEESWAX	1989	2,000	lbs.	1.25	2,500
	1988	5,000		1.40	7,000
POLLINATION	1989	1,500	col.	32.00	48,000
	1988	2,000		28.00	56,000
TOTAL	1989				$ 96,700
	1988				113,400

LIVESTOCK INVENTORY 1988-89

Item	January 1, 1989	January 1, 1990
ALL CATTLE & CALVES	25,000	28,000
STOCK SHEEP & LAMBS	1,300	1,300
HOGS & PIGS	300	300

COMPARISON SUMMARY

	1989	1988	1987	1986	1985
FIELD CROPS	$ 4,791,000	$ 4,068,000	$ 4,133,000	$ 5,095,000	$ 4,825,000
VEGETABLE CROPS	859,000	2,413,000	2,493,000	5,054,000	4,571,000
FRUIT & NUT CROPS	5,732,000	1,722,000	1,976,000	1,918,700	1,960,000
NURSERY PRODUCTS	21,694,000	19,945,000	17,173,000	18,180,000	17,892,000
NURSERY CUT FLOWERS	16,863,000	17,668,000	16,965,000	16,030,000	14,340,000
LIVESTOCK & POULTRY	9,357,000	10,123,000	8,474,000	8,103,000	8,628,000
APIARY PRODUCTS	96,700	113,400	119,900	131,950	132,100
TOTAL	$59,392,700	$56,052,400	$51,333,900	$54,512,650	$52,348,100