



AgEcon SEARCH
RESEARCH IN AGRICULTURAL & APPLIED ECONOMICS

The World's Largest Open Access Agricultural & Applied Economics Digital Library

This document is discoverable and free to researchers across the globe due to the work of AgEcon Search.

Help ensure our sustainability.

Give to AgEcon Search

AgEcon Search
<http://ageconsearch.umn.edu>
aesearch@umn.edu

*Papers downloaded from **AgEcon Search** may be used for non-commercial purposes and personal study only. No other use, including posting to another Internet site, is permitted without permission from the copyright owner (not AgEcon Search), or as allowed under the provisions of Fair Use, U.S. Copyright Act, Title 17 U.S.C.*

California Department of Food and Agriculture

Agricultural Commissioners' Crop Reports


San Mateo County

1951-1959

California County Agricultural Commissioners' Reports from the California Department of Food and Agriculture. This collection consists of annual crop and livestock data from each of the 58 California Counties. The collection covers 1915-1981; digitization of the rest of the collection is forthcoming.

This digitization project was funded by the Giannini Foundation of Agricultural Economics,
<http://giannini.ucop.edu/> .

The work was completed by the staff of the Giannini Foundation Library, University of California, Berkeley, <http://are.berkeley.edu/library/> . **Please contact the Library to consult the originals.**



1951

San Mateo Co.

27

CROP REPORT

COUNTY
of
SAN MATEO

1·9·5·1

*San Mateo County
Department of Agriculture*

SAN MATEO COUNTY DEPARTMENT OF AGRICULTURE

Redwood City, California

MAX. J. LEONARD
AGRICULTURAL COMMISSIONER

ANNUAL CROP REPORT

For the Year Ending
December 31, 1951

BOARD OF SUPERVISORS

| | |
|--------------------------|-------------|
| Thomas L. Hickey | District #1 |
| Martin A. Poss | District #2 |
| William M. Werder | District #3 |
| Alvin S. Hatch, Chairman | District #4 |
| E. R. McDonald | District #5 |

Honorable Board of Supervisors,
County of San Mateo.

and

A. A. Brock, Director,
State Department of Agriculture.

Gentlemen:

In accordance with the provisions of Section 65.5 of the Agricultural Code of the State of California, I herewith submit to you a report of the acreage, production and value of agricultural products for San Mateo County for the year 1951.

This report brings together agricultural statistics of the county including floriculture, horticulture, livestock, truck crops and field crops, and income accrued to the growers during the year 1951. The value of these figures is based entirely on the accuracy of information given by many cooperators and their willingness to give this information, together with investigations and detailed surveys made by members of this Department's staff. The figures for value are based on the gross income to the grower.

The sources of information for the figures contained herein for acreage, average yields and prices have been furnished through the cooperation of growers, grower associations, shippers and produce dealers. The commodity prices used, in addition, were compared with Federal-State Market News Service quotations.

In submitting the report, we wish to express our appreciation to the many individuals, firms, official agencies and growers who have given information and otherwise helped us in this compilation.

Respectfully submitted,



Max. J. Leonard, Commissioner,
Department of Agriculture,
San Mateo County.

MJL/op

200-1/52

VEGETABLES

| Product | Acreage | Total Yield | Total Value |
|-----------------------|--------------|-------------------|------------------------|
| Anise | 6 | 10,200 Bunches | \$ 6,120.00 |
| Artichokes | 1,796 | 192,385 Boxes | 942,687.00 |
| Asparagus | 4 | 360 Crates | 1,530.00 |
| Beans: | | | |
| Green | 40 | 4,500 Crates | 31,680.00 |
| Dry | 157 | 2,826 100# Sax | 25,434.00 |
| Fava | 42 | 632 100# Sax | 4,032.00 |
| Beets, Table | 54 | 16,540 Crates | 47,966.00 |
| Broccoli (Sprouting) | 285 | 57,000 Crates | 213,750.00 |
| Brussels Sprouts | 1,858 | 5,945 Ton | 832,384.00 |
| Cabbage | 552 | 6,627 Ton | 344,604.00 |
| Calabresi (Chicory) | 7 | 2,015 Crates | 10,478.00 |
| Cardoni | 4 | 12,000 Heads | 7,200.00 |
| Carrots | 70 | 16,800 Crates | 40,320.00 |
| Cauliflower | 70 | 35,870 Crates | 60,979.00 |
| Celery | 22 | 8,200 Crates | 18,460.00 |
| Celery Root | 15 | 4,204 Crates | 9,459.00 |
| Chard | 28 | 10,491 Crates | 26,277.00 |
| Chinese Vegetables | 40 | 12,000 Crates | 36,000.00 |
| Corn | 9 | 1,350 L.A. Crates | 3,172.00 |
| Dandelion | 6 | 2,580 Crates | 6,450.00 |
| Dill | 3 | 6,000 Lbs. | 480.00 |
| Garlic | 8 | 268 100# Sax | 2,948.00 |
| Kale | 16 | 6,210 Crates | 13,428.00 |
| Leeks | 16 | 6,880 Crates | 19,264.00 |
| Lettuce (All Var.) | 365 | 184,290 Crates | 291,350.00 |
| Mushrooms | 3 | 159,970 Lbs. | 57,384.00 |
| Mustard Greens | 17 | 5,075 Crates | 16,360.00 |
| Onions, Green | 19 | 8,325 Crates | 52,448.00 |
| Parsley | 28 | 13,560 Crates | 71,150.00 |
| Parsnips | 10 | 4,150 Crates | 7,262.00 |
| Peas, Market | 597 | 35,787 Crates | 206,137.00 |
| Peas, Processing | 540 | 1,080 Ton | 81,000.00 |
| Potatoes, Irish | 175 | 30,625 100# Sax | 104,125.00 |
| TOTALS FORWARD | 6,862 | | \$ 3,592,318.00 |

VEGETABLES CONTINUED

| Product | Acreage | Total Yield | Total Value |
|--------------------------|---------|-----------------|-----------------|
| TOTALS BROUGHT FORWARD | 6,862 | | \$ 3,592,318.00 |
| Radish | 55 | 11,000 Crates | 40,700.00 |
| Salsify | 5 | 1,500 Crates | 3,750.00 |
| Seasoning Plants | 4 | 40,000 Bunches | 30,000.00 |
| Spinach | 62 | 10,850 Crates | 24,412.00 |
| Spinach, New Zealand | 10 | 150 Ton | 48,000.00 |
| Squash, Winter | 14 | 135 Ton | 10,800.00 |
| Squash, Summer | 29 | 21,050 L.A.Lugs | 57,987.00 |
| Tomatoes | 18 | 12,000 L.A.Lugs | 24,600.00 |
| Turnips | 10 | 2,250 Crates | 7,538.00 |
| Miscellaneous Vegetables | 26 | | 19,185.00 |
| TOTALS | 7,095 | | \$ 3,859,290.00 |

CUT FLOWERS

FIELD GROWN

| Product | Acreage | Total Value |
|-----------------------|---------|--------------|
| Acacia | 80 | \$ 48,000.00 |
| Alstroemeria | 12 | 21,600.00 |
| Asters | 21 | 65,600.00 |
| Calla Lily | 110 | 330,000.00 |
| Chrysanthemum | 205 | 1,692,093.00 |
| Gladiolus | 65 | 162,500.00 |
| Heather | 360 | 720,000.00 |
| Iris | 35 | 68,250.00 |
| Marguerites | 30 | 63,000.00 |
| Narcissus | 56 | 84,000.00 |
| Shasta Daisy | 22 | 49,500.00 |
| Stocks | 104 | 175,448.00 |
| Strawflowers | 75 | 144,375.00 |
| Violets | 35 | 210,000.00 |
| Bulbs * 1,590,000 | | 105,000.00 |
| Miscellaneous Flowers | 125 | 187,500.00 |

TOTALS 1,335 \$ 4,126,866.00
* Includes bulbs, corms,
rhizomes and tubers sold

GLASS HOUSE GROWN

| Product | Square Footage* | Total Value |
|---------------------------|-----------------|---------------|
| Carnation | 271,534 | \$ 285,111.00 |
| Ferns | 812,213 | 430,473.00 |
| Cardenias | 542,900 | 542,900.00 |
| Orchids | 137,385 | 274,770.00 |
| Roses, All Varieties | 254,175 | 279,593.00 |
| Snapdragon | 84,910 | 90,854.00 |
| Sweet Pea | 45,175 | 29,364.00 |
| Miscellaneous Cut Flowers | 82,965 | 62,224.00 |
| Potted Plants | 456,792 | 593,830.00 |
| Bedding Plants | 111,835 | 117,427.00 |
| Propagated Nursery Stock | 126,868 | 288,450.00 |

TOTALS 2,926,752 \$ 2,994,996.00

TOTAL VALUE, ALL FLOWERS \$ 7,121,862.00
* Actual area covered by glass - 2,932,684 sq. ft.
(314 Growers - 138 Glass Ranges)

FIELD CROPS

| Product | Acreage | Total Yield | Total Value |
|------------------|---------|-----------------|---------------|
| Barley (Grain) | 1,650 | 19,325 100% Sax | \$ 61,496.00 |
| Flax | 8,216 | 70,658 Bu. | 303,992.00 |
| Hay | 7,549 | 9,380 Ton | 259,307.00 |
| Oats (Grain) | 3,467 | 26,266 100% Sax | 89,066.00 |
| Wheat | 120 | 1,090 100# Sax | 4,033.00 |
| Seed: | | | |
| Brussels Sprouts | --- | 400 lbs. | 9,000.00 |
| Peas | 7 | 26 100% Sax. | 400.00 |
| Vetch | 473 | 757 100% Sax | 6,051.00 |
| TOTALS | 21,482 | | \$ 733,348.00 |

FRUIT AND NUT CROPS

| Product | Acreage | Total Yield | Total Value |
|----------------|---------|---------------|---------------|
| Apples | 68 | 214 Ton | \$ 20,160.00 |
| Apricots (Dry) | 11 | 6 Ton | 696.00 |
| Berries (Bush) | 18 | 42 Ton | 12,410.00 |
| Grapes | 15 | 17 Ton | 935.00 |
| Peaches | 9 | 5 Ton | 350.00 |
| Pears | 68 | 296 Ton | 26,640.00 |
| Prunes | 30 | 43 Ton | 7,310.00 |
| Strawberries | 11 | 16,500 Crates | 41,250.00 |
| Walnuts | 121 | 14 Ton | 6,160.00 |
| TOTALS | 351 | | \$ 115,911.00 |

BEEES AND LIVESTOCK


| | | Total Income |
|--------------------|----------------|-----------------------|
| Apiary | 1,146 Colonies | \$ 11,060.00 |
| Beef | 2,295 Head | 138,960.00 |
| Dairy | 7,727 Head | 1,509,444.00 |
| Hogs | 25,755 Head | 1,440,215.00 |
| Sheep | 1,009 Head | 17,535.00 |
| <u>Poultry:</u> | | |
| Chickens | 150,425 Birds | 206,821.00 |
| Ducks | 207,250 Birds | 428,814.00 |
| Pigeons | 9,000 Birds | 48,600.00 |
| Turkeys | 6,050 Birds | 30,026.00 |
| Rabbits | 1,965 Head | 2,591.00 |
| <u>TOTAL VALUE</u> | | <u>\$3,834,066.00</u> |

- NOTE:
1. Figures obtained through the courtesy and assistance of livestock producers and feed dealers.
 2. Number head includes breeding stock and increase.
 3. "Income" includes only stock or products sold.

RECAPITULATION

Production Values

| | |
|-------------------------------|-----------------|
| Vegetables | \$ 3,859,290.00 |
| Flowers | 7,121,862.00 |
| Field | 733,348.00 |
| Fruit and Nut Crops | 115,911.00 |
| Bees and Livestock | 3,834,066.00 |
| <hr/> | |
| TOTAL | \$15,664,477.00 |

Three vertical black bars of varying widths are positioned on the left side of the page. The bars are solid black and extend from near the top to near the bottom of the page. The middle bar is the narrowest, while the two outer bars are wider and appear to be part of a larger, slightly irregular block.

1952

San Mateo, 1952

CROP REPORT



COUNTY
of
SAN MATEO

1·9·5·2

LIBRARY
UNIVERSITY OF CALIFORNIA
DAVIS

*San Mateo County
Department of Agriculture*

SAN MATEO COUNTY DEPARTMENT OF AGRICULTURE

Redwood City, California

M A X. J. L E O N A R D
AGRICULTURAL COMMISSIONER

ANNUAL CROP REPORT

For the Year Ending
December 31, 1952

BOARD OF SUPERVISORS

| | |
|--------------------------|-------------|
| Thomas J. Callan | District #1 |
| Martin A. Poss | District #2 |
| William M. Werder | District #3 |
| Alvin S. Hatch, Chairman | District #4 |
| E. R. McDonald | District #5 |

E. R. Stallings,
County Manager

Honorable Board of Supervisors
County of San Mateo

and

A. A. Brock, Director
State Department of Agriculture

Gentlemen:

In accordance with the provisions of Section 65.5 of the Agricultural Code of the State of California, I herewith submit to you a report of the acreage, production and value of agricultural products for San Mateo County for the year 1952.

This report brings together agricultural statistics of the county, including floriculture, horticulture, livestock, truck crops and field crops, and income accrued to the growers during the year 1952. The value of these figures is based entirely on the accuracy of information given by many cooperators and their willingness to give this information, together with investigations and detailed surveys made by members of this Department's staff. The figures for value are based on the gross income to the grower.

The sources of information for the figures contained herein for acreage, average yields and prices have been furnished through the cooperation of growers, grower associations, shippers and produce dealers. The commodity prices used, in addition, were compared with Federal-State Market News Service quotations.

In submitting the report, we wish to express our appreciation to the many individuals, firms, official agencies and growers who have given information and otherwise helped us in this compilation.

Respectfully submitted,

Max J. Leonard

Max. J. Leonard, Commissioner
Department of Agriculture
San Mateo County

MJL/mlw
200-2/53

VEGETABLES

| Product | Acreage | Total Yield | Total Value |
|----------------------|---------|-------------------|----------------|
| Anise | 5 | 8,750 Bunches | \$ 4,375.00 |
| Artichokes | 1,844 | 202,840 Boxes | 983,744.00 |
| Asparagus | 3 | 270 Crates | 1,121.00 |
| Beans | | | |
| Green | 25 | 3,125 Crates | 21,563.00 |
| Dry | 64 | 1,088 100# sack | 10,336.00 |
| Fava | 55 | 825 100# sack | 4,868.00 |
| Beets | 46 | 13,800 Crates | 41,400.00 |
| Broccoli (Sprouting) | 265 | 53,000 Crates | 212,000.00 |
| Brussels Sprouts | 1,606 | 6,424 Ton | 1,156,320.00 |
| Cabbage | 430 | 6,020 Ton | 361,200.00 |
| Calabresi (Chicory) | 8 | 2,480 Crates | 12,648.00 |
| Cardoni | 3 | 9,000 Heads | 4,500.00 |
| Carrots | 66 | 15,840 Crates | 39,600.00 |
| Cauliflower | 102 | 56,100 Crates | 92,565.00 |
| Celery | 7 | 4,900 Crates | 9,800.00 |
| Celery Root | 14 | 3,990 Crates | 9,377.00 |
| Chard | 27 | 10,395 Crates | 24,948.00 |
| Corn | 3 | 450 L.A. Crates | 833.00 |
| Dandelion | 7 | 3,010 Crates | 7,525.00 |
| Dill | 2 | 4,000 lbs. | 280.00 |
| Garlic | 14 | 448 100# sacks | 8,064.00 |
| Kale | 19 | 6,840 Crates | 20,520.00 |
| Leeks | 14 | 6,160 Crates | 18,480.00 |
| Lettuce (all var.) | 305 | 162,560 Crates | 224,830.00 |
| Mushrooms | 2 | 90,168 lbs. | 36,067.00 |
| Mustard Greens | 16 | 5,200 Crates | 18,720.00 |
| Onions, Green | 14 | 6,300 Crates | 37,800.00 |
| Onions, Dry | 2 | 370 50# sack | 925.00 |
| Parsley | 31 | 15,500 Crates | 69,750.00 |
| Parsnips | 13 | 5,395 Crates | 9,981.00 |
| Peas, Market | 333 | 23,310 Crates | 125,874.00 |
| Peas, Processing | 403 | 403 Ton | 32,240.00 |
| Potatoes, Irish | 173 | 31,140 100# sacks | 116,775.00 |
| Radish | 70 | 14,000 Crates | 58,800.00 |
| Totals Forward | 5,991 | | \$3,777,829.00 |

VEGETABLES (CONTINUED)

| Product | Acreage | Total Yield | Total Value |
|------------------------|---------|-----------------|----------------|
| TOTALS BROUGHT FORWARD | 5,991 | | \$3,777,829.00 |
| Salsify | 3 | 900 Crates | 2,160.00 |
| Seasoning Plants | 4 | 40,000 Bunches | 30,000.00 |
| Spinach | 75 | 13,125 Crates | 26,250.00 |
| Spinach, New Zealand | 20 | 300 Ton | 96,000.00 |
| Squash, Winter | 10 | 100 Ton | 7,500.00 |
| Squash, Summer | 25 | 18,750 L.A. Lug | 42,188.00 |
| Tomatoes | 12 | 7,800 L.A. Lug | 16,380.00 |
| Turnips | 5 | 1,125 Crates | 4,050.00 |
| Misc. Vegetables | 32 | | 25,278.00 |
| TOTALS | 6,177 | | \$4,027,635.00 |

CUT FLOWERSFIELD GROWN

| Product | Acreage | Total Value |
|-----------------------|--------------|-----------------------|
| Acacia | 85 | \$ 55,250.00 |
| Alstroemeria | 10 | 18,000.00 |
| Asters | 21 | 69,300.00 |
| Calla Lily | 75 | 239,000.00 |
| Chrysanthemum | 200 | 1,727,409.00 |
| Gladiolus | 53 | 159,000.00 |
| Heather | 415 | 747,000.00 |
| Iris | 41 | 61,500.00 |
| Marguerites | 28 | 58,800.00 |
| Narcissus | 59 | 70,800.00 |
| Shasta Daisy | 26 | 58,500.00 |
| Stocks | 132 | 219,780.00 |
| Strawflowers | 54 | 105,840.00 |
| Violets | 35 | 210,000.00 |
| Bulbs (850,000*) | | 91,075.00 |
| Miscellaneous Flowers | 133 | 177,000.00 |
| TOTALS | 1,367 | \$4,068,254.00 |

*Includes bulbs, corms, tubers
and rhizomes sold.

GLASS HOUSE GROWN

| Product | Square Footage* | Total Value |
|--------------------------|------------------|-----------------------|
| Carnation | 362,034** | \$ 390,997.00 |
| Fern | 789,213 | 410,390.00 |
| Gardenia | 393,095 | 432,405.00 |
| Iris | 22,575 | 15,351.00 |
| Orchids | 141,594 | 283,188.00 |
| Roses | 303,175 | 318,334.00 |
| Snapdragons | 119,710 | 119,710.00 |
| Sweet Pea | 36,725 | 22,035.00 |
| Misc. Cut Flowers | 93,790 | 70,343.00 |
| Potted Plants | 471,662 | 660,327.00 |
| Bedding Plants | 100,380 | 102,388.00 |
| Propagated Nursery Stock | 145,363 | 296,995.00 |
| TOTALS | 2,979,316 | \$3,122,463.00 |

*Actual area covered by glass, 2,981,146 sq. ft. (303 growers, 134 Glass ranges)

**Includes 49,000 sq. ft. under cloth

TOTAL VALUE, ALL FLOWERS \$7,190,717.00

FIELD CROPS

| Product | Acreage | Total Yield | Total Value |
|------------------|---------|-------------------|----------------|
| Barley (Grain) | 2,368 | 29,808 100# Sacks | \$ 91,375.00 |
| Flax | 6,862 | 80,972 Bu. | 323,886.00 |
| Hay | 9,627 | 14,441 Ton | 418,774.00 |
| Oats | 3,382 | 41,260 100# Sacks | 148,537.00 |
| Wheat | 207 | 2,277 100# Sacks | 8,425.00 |
| Seed: | | | |
| Brussels Sprouts | ---- | 400 lbs. | 8,000.00 |
| Vetch | 479 | 3,209 100# Sacks | 28,844.00 |
| TOTALS | 22,925 | | \$1,027,841.00 |

FRUIT AND NUT CROPS

| Product | Acreage | Total Yield | Total Value |
|----------------|---------|---------------|---------------|
| Apples | 59 | 162 Ton | \$ 16,225.00 |
| Apricots (Dry) | 13 | 4 Ton | 360.00 |
| Berries (Bush) | 20 | 35 Ton | 9,100.00 |
| Grapes | 15 | 14 Ton | 420.00 |
| Peaches | 9 | 4 Ton | 240.00 |
| Pears | 69 | 270 Ton | 10,800.00 |
| Prunes | 65 | 96 Ton | 21,120.00 |
| Strawberries | 22 | 23,100 Crates | 57,750.00 |
| Walnuts | 125 | 18 Ton | 7,560.00 |
| TOTALS | 397 | | \$ 123,575.00 |

BEEES AND LIVESTOCK


| | | Total Income |
|--------------------|----------------|-----------------------|
| Apiary | 1,047 Colonies | \$ 9,418.00 |
| Beef | 2,866 Head | 151,320.00 |
| Dairy | 6,822 Head | 1,364,174.00 |
| Hogs | 25,094 Head | 1,154,612.00 |
| Sheep | 926 Head | 11,919.00 |
| <u>Poultry:</u> | | |
| Chickens | 147,177 Birds | 196,481.00 |
| Ducks | 230,100 Birds | 471,782.00 |
| Pigeons | 8,500 Birds | 40,800.00 |
| Turkeys | 6,000 Birds | 26,760.00 |
| Rabbits | 1,945 Head | 2,891.00 |
| TOTAL VALUE | | \$3,430,157.00 |

- NOTE: 1. Figures obtained through the courtesy and assistance of livestock producers and feed dealers.
2. Number head includes breeding stock and increase.
3. "Income" includes only stock or products sold.

RECAPITULATION

Production Values

| | |
|-------------------------------|-----------------|
| Vegetables | \$ 4,027,635.00 |
| Flowers | 7,190,717.00 |
| Field Crops | 1,027,841.00 |
| Fruit and Nut Crops | 123,575.00 |
| Bees and Livestock | 3,430,157.00 |
| <hr/> | |
| TOTAL | \$15,799,925.00 |



1953

CROP REPORT

COUNTY
of
SAN MATEO

LIBRARY
UNIVERSITY OF CALIFORNIA
BERKELEY

1·9·5·3

*San Mateo County
Department of Agriculture*

SAN MATEO COUNTY DEPARTMENT OF AGRICULTURE

Redwood City, California

MAX. J. LEONARD
AGRICULTURAL COMMISSIONER

ANNUAL CROP REPORT

For the Year Ending
December 31, 1953

BOARD OF SUPERVISORS

| | |
|--------------------------|-------------|
| Thomas J. Callan | District #1 |
| Martin A. Poss, Chairman | District #2 |
| William M. Werder | District #3 |
| Alvin S. Hatch | District #4 |
| E. R. McDonald | District #5 |

E. R. Stallings,
County Manager

Honorable Board of Supervisors
County of San Mateo

and

W. C. Jacobsen, Acting Director
State Department of Agriculture

Gentlemen:

In accordance with the provisions of Section 65.5 of the Agricultural Code of the State of California, I herewith submit to you a report of the acreage, production and value of agricultural products for San Mateo County for the year 1953.

This report brings together agricultural statistics of the county, including floriculture, horticulture, livestock, truck crops and field crops, and income accrued to the growers during the year 1953. The value of these figures is based entirely on the accuracy of information given by many cooperators and their willingness to give this information, together with investigations and detailed surveys made by members of this Department's staff. The figures for value are based on the gross income to the grower.

The sources of information for the figures contained herein for acreage, average yields and prices have been furnished through the cooperation of growers, grower associations, shippers and produce dealers. The commodity prices used, in addition, were compared with Federal-State Market News Service quotations.

In submitting the report, we wish to express our appreciation to the many individuals, firms, official agencies and growers who have given information and otherwise helped us in this compilation.

Respectfully submitted,

Max J. Leonard

Max. J. Leonard, Commissioner
Department of Agriculture
San Mateo County

MJL/mlo
250-3/54

VEGETABLES

| Product | Acreage | Total Yield | Total Value |
|---------------------|---------|-------------------|----------------|
| Anise | 7 | 12,250 Bunches | \$ 6,738.00 |
| Artichokes | 1,941 | 194,100 Boxes | 698,760.00 |
| Bean | | | |
| Green | 13 | 1,300 Crates | 8,840.00 |
| Dry | 281 | 4,215 100# Sacks | 42,571.00 |
| Fava | 60 | 1,560 100# Sacks | 9,048.00 |
| Beets | 30 | 9,000 Crates | 22,500.00 |
| Broccoli, Sprouting | 20 | 4,000 Crates | 15,200.00 |
| Brussels Sprouts | 2,276 | 13,087 Ton | 2,486,530.00 |
| Cabbage | 323 | 4,845 Ton | 218,025.00 |
| Calabresi (Chicory) | 6 | 1,860 Crates | 11,160.00 |
| Cardoni | 2 | 6,000 Heads | 3,000.00 |
| Carrots | 29 | 7,105 Crates | 17,762.00 |
| Cauliflower | 58 | 31,900 Crates | 44,660.00 |
| Celery | 12 | 10,200 Crates | 22,950.00 |
| Celery Root | 11 | 3,135 Crates | 6,270.00 |
| Chard | 13 | 4,875 Crates | 10,968.00 |
| Corn | 5 | 750 L.A. Lugs | 1,425.00 |
| Dandelion | 4 | 1,720 Crates | 4,300.00 |
| Dill | 7 | 14,000 Lbs. | 1,120.00 |
| Garlic | 6 | 180 100# Sacks | 3,600.00 |
| Kale | 22 | 7,920 Crates | 19,800.00 |
| Leeks | 7 | 3,080 Crates | 7,700.00 |
| Lettuce (All var.) | 376 | 182,110 Crates | 229,090.00 |
| Mushrooms | 2 | 94,152 Lbs. | 42,368.00 |
| Mustard Greens | 16 | 5,200 Crates | 20,800.00 |
| Onions, Green | 13 | 5,850 Crates | 32,175.00 |
| Onions, Dry | 3 | 1,350 50# Sacks | 1,215.00 |
| Parsley | 23 | 11,500 Crates | 40,250.00 |
| Parsnips | 7 | 2,905 L.A. Lugs | 5,229.00 |
| Peas, Market | 383 | 19,150 Crates | 109,155.00 |
| Potatoes, Irish | 189 | 33,075 100# Sacks | 94,264.00 |
| Radish | 77 | 15,400 Crates | 53,900.00 |
| Totals Forward | 6,222 | | \$4,291,373.00 |

VEGETABLES (CONTINUED)

| Product | Acreage | Total Yield | Total Value |
|------------------------|---------|-----------------|----------------|
| TOTALS BROUGHT FORWARD | 6,222 | | \$4,291,373.00 |
| Salsify | 5 | 1,500 Crates | 3,750.00 |
| Seasoning Plants | 5 | 50,000 Bunches | 35,000.00 |
| Spinach | 28 | 4,900 Crates | 9,310.00 |
| Spinach, New Zealand | 12 | 120 Ton | 37,200.00 |
| Squash, Winter | 5 | 60 Ton | 4,500.00 |
| Squash, Summer | 14 | 10,500 L.A. Lug | 21,000.00 |
| Tomatoes | 4 | 3,240 L.A. Lug | 6,156.00 |
| Turnips | 3 | 775 Crates | 2,362.00 |
| Misc. Vegetables | 26 | | 21,000.00 |
| TOTALS | 6,324 | | \$4,431,651.00 |

CUT FLOWERS

FIELD GROWN

| Product | Acreage | Total Value |
|------------------|---------|----------------|
| Acacia | 80 | \$ 56,000.00 |
| Alstroemeria | 10 | 24,000.00 |
| Asters | 24 | 72,000.00 |
| Calla Lily | 54 | 175,500.00 |
| Chrysanthemum | 209 | 1,573,314.00 |
| Gladiolus | 42 | 136,500.00 |
| Heather | 385 | 664,125.00 |
| Iris | 30 | 49,500.00 |
| Marguerites | 28 | 58,800.00 |
| Narcissus | 65 | 68,250.00 |
| Shasta Daisy | 39 | 87,750.00 |
| Stocks | 117 | 210,600.00 |
| Strawflowers | 73 | 169,360.00 |
| Violets | 25 | 150,000.00 |
| Bulbs (800,000*) | | 84,325.00 |
| Misc. Flowers | 132 | 165,300.00 |
| TOTALS | 1,313 | \$3,745,324.00 |

*Includes bulbs, corms, tubers
and rhizomes sold.

GLASS HOUSE GROWN

| Product | Square Footage* | Total Value |
|--------------------------|-----------------|----------------|
| Carnation | 518,029** | \$ 563,773.00 |
| Chrysanthemum | 109,750 | 84,375.00 |
| Fern | 727,827 | 378,471.00 |
| Gardenia | 231,950 | 245,867.00 |
| Iris | 20,608 | 13,601.00 |
| Orchids | 134,394 | 255,349.00 |
| Roses | 334,775 | 344,818.00 |
| Snapdragons | 108,010 | 86,408.00 |
| Sweet Pea | 40,583 | 24,350.00 |
| Misc. Cut Flowers | 66,090 | 42,063.00 |
| Potted Plants | 500,279 | 625,349.00 |
| Bedding Plants | 90,610 | 92,422.00 |
| Propagated Nursery Stock | 128,112 | 353,265.00 |
| TOTALS | 3,011,017 | \$3,110,111.00 |

*Actual area covered by glass, 2,991,421 sq. ft. (290 growers, 134 Glass ranges)

**Includes 66,000 sq. ft. under cloth

TOTAL VALUE, ALL FLOWERS \$6,855,435.00

FIELD CROPS

| Product | Acreage | Total Yield | Total Value |
|------------------|---------|-------------------|---------------|
| Barley | 3,049 | 46,585 100# Sacks | \$ 129,438.00 |
| Oats | 5,782 | 70,610 100# Sacks | 218,891.00 |
| Wheat | 191 | 1,823 100# Sacks | 6,563.00 |
| Flax | 5,439 | 70,600 Bu. | 254,160.00 |
| Hay | 9,132 | 11,886 Ton | 309,036.00 |
| Seed: | | | |
| Brussels Sprouts | -- | 440 lbs. | 8,800.00 |
| Peas | 7 | 1,600 lbs. | 96.00 |
| Vetch | 418 | 2,508 100# Sacks | 15,048.00 |
| TOTALS | 24,018 | | \$ 942,032.00 |

FRUIT AND NUT CROPS

| Product | Acreage | Total Yield | Total Value |
|----------------|---------|---------------|---------------|
| Apples | 78 | 9,411 Boxes | \$ 23,527.00 |
| Apricots (Dry) | 14 | 7 Ton | 3,500.00 |
| Berries (Bush) | 18 | 25 Ton | 7,515.00 |
| Grapes | 16 | 19 Ton | 760.00 |
| Peaches | 8 | 600 Boxes | 1,500.00 |
| Pears | 72 | 248 Ton | 18,352.00 |
| Prunes | 53 | 88 Ton | 21,120.00 |
| Strawberries | 23 | 31,200 Crates | 74,880.00 |
| Walnuts | 116 | 26 Ton | 10,400.00 |
| TOTALS | 398 | | \$ 161,554.00 |


BEEES AND LIVESTOCK

| | | Total Income |
|--------------------|----------------|-----------------------|
| Aplary | 1,031 Colonies | \$ 8,675.00 |
| Beef | 4,013 Head | 137,920.00 |
| Dairy | 6,849 Head | 892,325.00 |
| Hogs | 32,377 Head | 2,035,495.00 |
| Sheep | 1,760 Head | 15,225.00 |
| <u>Poultry:</u> | | |
| Chickens | 151,503 Birds | 193,658.00 |
| Pigeons | 8,400 Birds | 40,328.00 |
| Ducks | 229,500 Birds | 472,125.00 |
| Turkeys | 6,628 Birds | 53,158.00 |
| Rabbits | 1,800 Head | 2,635.00 |
| <u>TOTAL VALUE</u> | | <u>\$3,851,544.00</u> |

RECAPITULATION

Production Values

| | | |
|---------------------|-------|-----------------|
| Vegetables | | \$4,431,651.00 |
| Flowers | | 6,855,435.00 |
| Field Crops | | 942,032.00 |
| Fruit and Nut Crops | | 161,554.00 |
| Bees and Livestock | | 3,851,544.00 |
| <hr/> | | |
| TOTAL | | \$16,242,216.00 |



1954

CROP REPORT

COUNTY
of
SAN MATEO

1·9·5·4

LIBRARY
UNIVERSITY OF CALIFORNIA
DAVIS

*San Mateo County
Department of Agriculture*

SAN MATEO COUNTY DEPARTMENT OF AGRICULTURE

Redwood City, California

MAX. J. LEONARD
AGRICULTURAL COMMISSIONER

ANNUAL CROP REPORT

For the Year Ending
December 31, 1954

BOARD OF SUPERVISORS

| | |
|-----------------------------|-------------|
| Thomas J. Callan | District #1 |
| Martin A. Poss | District #2 |
| William M. Werder, Chairman | District #3 |
| Alvin S. Hatch | District #4 |
| E. R. McDonald | District #5 |

E. R. Stallings,
County Manager

Honorable Board of Supervisors
County of San Mateo

and

W. C. Jacobsen, Director
State Department of Agriculture

Gentlemen:

In accordance with the provisions of Section 65.5 of the Agricultural Code of the State of California, I herewith submit to you a report of the acreage, production and value of agricultural products for San Mateo County for the year 1954.

This report brings together agricultural statistics of the county, including floriculture, horticulture, livestock, truck crops and field crops, and income accrued to the growers during the year 1954. The value of these figures is based entirely on the accuracy of information given by many cooperators and their willingness to give this information, together with investigations and detailed surveys made by members of this Department's staff. The figures for value are based on the gross income to the grower.

The sources of information for the figures contained herein for acreage, average yields and prices have been furnished through the cooperation of growers, grower associations, shippers and produce dealers. The commodity prices used, in addition, were compared with Federal-State Market News Service quotations.

In submitting this report, we wish to express our appreciation to the many individuals, firms, official agencies and growers who have given information and otherwise helped us in this compilation.

Respectfully submitted,

Max. J. Leonard
Max. J. Leonard, Commissioner
Department of Agriculture
San Mateo County

MJL/mlo
275-3/55

VEGETABLES

| Product | Acreage | Total Yield | Total Value |
|---------------------|---------|-------------------|-----------------|
| Arise | 6 | 10,500 bunches | \$ 5,250.00 |
| Artichoke | 1,791 | 189,846 boxes | 873,292.00 |
| Bean | | | |
| Green | 15 | 1,500 crates | 9,000.00 |
| Dry | 220 | 3,740 sacks | 34,034.00 |
| Fava | 141 | 3,948 sacks | 21,714.00 |
| Beets | 22 | 6,600 crates | 17,160.00 |
| Broccoli, sprouting | 12 | 2,520 crates | 6,930.00 |
| Brussels sprouts | 2,738 | 10,268 ton | 1,233,438.00 |
| Cabbage | 329 | 4,935 ton | 207,270.00 |
| Calabresi (chicory) | 6 | 1,860 crates | 10,974.00 |
| Cardoni | 3 | 9,000 heads | 4,500.00 |
| Carrots | 40 | 9,800 crates | 23,030.00 |
| Cauliflower | 35 | 19,250 crates | 24,062.00 |
| Celery | 13 | 11,050 crates | 20,995.00 |
| Celery root | 11 | 3,135 crates | 6,897.00 |
| Chard | 17 | 6,375 crates | 12,750.00 |
| Corn | 6 | 1,200 LA lug | 2,160.00 |
| Dandelion root | 11 | 4,840 crates | 9,680.00 |
| Dill | 3 | 6,000 lbs. | 540.00 |
| Garlic | 5 | 180 100# sacks | 3,060.00 |
| Kale | 32 | 11,520 crates | 31,680.00 |
| Leeks | 12 | 5,280 crates | 13,464.00 |
| Lettuce (all var.) | 487 | 248,280 crates | 318,961.00 |
| Mushrooms | 2 | 99,630 lbs. | 41,844.00 |
| Mustard greens | 15 | 4,875 crates | 20,475.00 |
| Onions, green | 9 | 4,050 crates | 21,870.00 |
| Parsley | 33 | 16,500 crates | 54,450.00 |
| Parsnips | 8 | 3,320 crates | 5,810.00 |
| Peas, market | 283 | 14,150 crates | 81,363.00 |
| Potatoes, Irish | 180 | 31,500 100# sacks | 81,900.00 |
| Radish | 75 | 15,000 crates | 51,000.00 |
| Salsify | 4 | 1,200 crates | 3,600.00 |
| Totals Forward | 6,564 | | \$ 3,253,153.00 |

VEGETABLES (CONTINUED)

| Product | Acreage | Total Yield | Total Value |
|-----------------------------------|---------|----------------|-----------------|
| TOTALS BROUGHT FORWARD 6,564 | | | \$ 3,253,153.00 |
| Seasoning plants | 6 | 60,000 bunches | 45,000.00 |
| Spinach | 41 | 7,175 crates | 15,068.00 |
| Spinach, New Zealand | 24 | 240 ton | 43,200.00 |
| Squash, winter | 4 | 48 ton | 2,880.00 |
| Squash, summer | 19 | 14,250 1A lug | 26,363.00 |
| Turnips | 9 | 2,025 crates | 5,569.00 |
| Misc. vegetables | | | 24,129.00 |
| Field grown | 29 | | 38,465.00 |
| Glasshouse grown (88,870 sq. ft.) | | | |
| TOTALS | | | \$ 3,453,827.00 |

CUT FLOWERS

FIELD GROWN

| Product | Acreage | Total Value |
|------------------|---------|-----------------|
| Acacia | 85 | \$ 63,750.00 |
| Alstroemeria | 9 | 21,600.00 |
| Asters | 43 | 141,900.00 |
| Calla Lily | 50 | 168,750.00 |
| Chrysanthemum | 196 | 1,604,080.00 |
| Cut Foliage | 34 | 27,200.00 |
| Gladiolus | 34 | 119,000.00 |
| Heather | 353 | 568,330.00 |
| Iris | 26 | 42,900.00 |
| Marguerites | 27 | 56,700.00 |
| Narcissus | 53 | 39,750.00 |
| Shasta Daisy | 48 | 108,000.00 |
| Stocks | 122 | 219,600.00 |
| Strawflowers | 65 | 140,725.00 |
| Violets | 26 | 156,000.00 |
| Bulbs (610,000*) | | 75,825.00 |
| Misc. Flowers | 108 | 156,600.00 |
| TOTALS | 1,279 | \$ 3,710,710.00 |

*Includes bulbs, corms, tubers and rhizomes sold

GLASS HOUSE GROWN

| Product | Square Footage* | Total Value |
|--------------------------|-----------------|-----------------|
| Carnation | 566,204** | \$ 668,121.00 |
| Chrysanthemum | 113,000 | 129,800.00 |
| Fern | 675,343 | 351,178.00 |
| Gardenia | 198,950 | 208,898.00 |
| Iris | 14,175 | 10,631.00 |
| Orchids | 153,744 | 269,052.00 |
| Roses | 327,175 | 327,175.00 |
| Snapdragons | 160,470 | 128,376.00 |
| Sweet Pea | 21,600 | 14,040.00 |
| Misc. Cut Flowers | 23,590 | 17,693.00 |
| Potted Plants | 534,923 | 695,400.00 |
| Bedding Plants | 99,690 | 102,866.00 |
| Propagated Nursery Stock | 87,818 | 325,788.00 |
| TOTALS | 2,981,682 | \$ 3,249,018.00 |

*Actual area covered by glass 2,970,342 sq. ft. (288 growers, 137 glass ranges)

**Includes 102,000 sq. ft. under cloth

TOTAL VALUE, ALL FLOWERS \$ 6,959,728.00

FIELD CROPS

| Product | Acreage | Total Yield | Total Value |
|------------------|---------|-------------------|---------------|
| Barley | 4,396 | 60,665 100# sacks | \$ 139,529.00 |
| Oats | 5,290 | 66,125 100# sacks | 168,619.00 |
| Wheat | 232 | 3,039 100# sacks | 11,092.00 |
| Flax | 5,586 | 79,321 bu. | 265,726.00 |
| Hay | 7,560 | 11,340 ton | 249,480.00 |
| Seed: | | | |
| Brussels sprouts | -- | 500 lbs. | 4,500.00 |
| Vetch | 570 | 3,306 100# sacks | 16,860.00 |
| TOTALS | 23,634 | | \$ 855,806.00 |

FRUIT AND NUT CROPS

| Product | Acreage | Total Yield | Total Value |
|----------------|---------|---------------|---------------|
| Apples | 76 | 12,095 boxes | \$ 29,028.00 |
| Apricots (dry) | 12 | 4 ton | 2,384.00 |
| Bushberries | 6 | 11 ton | 3,080.00 |
| Grapes | 16 | 7.5 ton | 345.00 |
| Peaches | 8 | 608 boxes | 1,460.00 |
| Pears | 77 | 301 ton | 21,823.00 |
| Prunes | 47 | 88 ton | 19,008.00 |
| Strawberries | 21 | 49,900 crates | 137,225.00 |
| Walnuts | 115 | 22 ton | 8,800.00 |
| TOTALS | 378 | | \$ 223,153.00 |

BEEES AND LIVESTOCK

| | | Total Income |
|--------------------|---------------|------------------------|
| Apiary | 881 colonies | \$ 5,875.00 |
| Beef | 4,906 head | 226,775.00 |
| Dairy | 7,012 head | 778,140.00 |
| Hogs | 26,261 head | 1,302,556.00 |
| Sheep | 1,949 head | 15,002.00 |
| <u>Poultry:</u> | | |
| Chickens | 141,500 birds | 188,800.00 |
| Pigeons | 52,000 birds | 38,400.00 |
| Ducks | 220,732 birds | 446,615.00 |
| Turkeys | 6,570 birds | 46,000.00 |
| Rabbits | 1,700 head | 3,270.00 |
| <u>TOTAL VALUE</u> | | <u>\$ 3,051,433.00</u> |


- NOTE: 1. Figures obtained through the courtesy and assistance of livestock producers and feed dealers.
2. Number of head or birds includes breeding stock and increase.
3. "Income" includes only stock or products sold.

RECAPITULATION

Production Values

| | |
|-------------------------------|-----------------|
| Vegetables | \$ 3,453,827.00 |
| Flowers | 6,959,728.00 |
| Field Crops | 855,806.00 |
| Fruit and Nut Crops | 223,153.00 |
| Bees and Livestock | 3,051,433.00 |

| | |
|-------|-----------------|
| TOTAL | \$14,543,947.00 |
|-------|-----------------|



1955

CROP REPORT

COUNTY
of
SAN MATEO

1955

UNIVERSITY OF CALIFORNIA
DAVIS
MAR 23 1956
LIBRARY

*San Mateo County
Department of Agriculture*

SAN MATEO COUNTY DEPARTMENT OF AGRICULTURE

Redwood City, California

M A X J. L E O N A R D
AGRICULTURAL COMMISSIONER

ANNUAL CROP REPORT

For the Year Ending
December 31, 1955

BOARD OF SUPERVISORS

| | |
|----------------------------|-------------|
| Thomas J. Callan, Chairman | District #1 |
| Martin A. Poss | District #2 |
| William M. Werder | District #3 |
| Alvin S. Hatch | District #4 |
| E. R. McDonald | District #5 |

E. R. Stallings
County Manager

Honorable Board of Supervisors
County of San Mateo

and

W. C. Jacobsen, Director
State Department of Agriculture

Gentlemen:

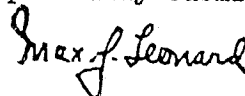
In accordance with the provisions of Section 65.5 of the Agricultural Code of the State of California, I herewith submit to you a report of the acreage, production and value of agricultural products for San Mateo County for the year 1955.

This report brings together agricultural statistics of the county, including floriculture, horticulture, livestock, truck crops and field crops, and income accrued to the growers during the year 1955. The value of these figures is based entirely on the accuracy of information given by many cooperators and their willingness to give this information, together with investigations and detailed surveys made by members of this Department's staff. The figures for value are based on the gross income to the grower.

The sources of information for the figures contained herein for acreage, average yields and prices have been furnished through the cooperation of growers, grower associations, shippers and produce dealers. The commodity prices used, in addition, were compared with Federal-State Market News Service quotations.

In submitting this report, we wish to express our appreciation to the many individuals, firms, official agencies and growers who have given information and otherwise helped us in this compilation.

Respectfully submitted,



Max J. Leonard, Commissioner
Department of Agriculture
San Mateo County

MJL/mcb
250-3/56

VEGETABLES

| Product | Acreage | Total Yield | Total Value |
|----------------------|----------------|------------------|-----------------------|
| Anise | 3 | 5,250 bunches | \$ 2,888.00 |
| Artichokes | 1,760 | 308,000 7" boxes | 739,200.00 |
| Beans | | | |
| Green | 27 | 3,024 crates | 19,051.00 |
| Dry | 153 | 2,601 sacks | 23,799.00 |
| Fava | 237 | 7,347 sacks | 51,429.00 |
| Beets | 21 | 6,300 crates | 18,900.00 |
| Broccoli, sprouting | 300 | 840 ton | 121,800.00 |
| Brussels sprouts | 1,829 | 7,499 ton | 1,162,330.00 |
| Cabbage | 330 | 4,950 ton | 217,800.00 |
| Calabresi (chicory) | 10 | 3,100 crates | 18,600.00 |
| Carrots | 27 | 6,615 crates | 15,876.00 |
| Cauliflower | 100 | 55,000 crates | 77,000.00 |
| Celery | 11 | 6,325 crates | 12,650.00 |
| Celery root | 9 | 2,565 crates | 5,771.00 |
| Chard | 20 | 7,500 crates | 16,875.00 |
| Corn | 13 | 2,405 crates | 3,608.00 |
| Dandelion root | 6 | 2,580 crates | 5,418.00 |
| Dill | 2 | 4,000 lbs. | 400.00 |
| Garlic | 8 | 320 100# sks. | 5,504.00 |
| Kale | 26 | 9,360 crates | 29,016.00 |
| Leeks | 13 | 5,720 crates | 16,302.00 |
| Lettuce (all var.) | 528 | 292,870 crates | 391,537.00 |
| Mushrooms | 2 | 97,550 lbs. | 39,020.00 |
| Mustard greens | 14 | 4,550 crates | 18,200.00 |
| Onions, green | 6 | 2,700 crates | 11,340.00 |
| Parsley | 32 | 16,000 crates | 60,000.00 |
| Parsnips | 7 | 2,905 crates | 5,374.00 |
| Peas, market | 241 | 19,280 crates | 127,248.00 |
| Potatoes, Irish | 179 | 34,010 100# sks. | 102,030.00 |
| Radish | 78 | 15,600 crates | 58,500.00 |
| Salsify | 6 | 1,800 crates | 5,400.00 |
| Seasoning plants | 3 | 30,000 bunches | 22,500.00 |
| Spinach | 52 | 9,100 crates | 20,020.00 |
| Spinach, New Zealand | 22 | 220 ton | 40,700.00 |
| Squash, winter | 4 | 48 ton | 2,880.00 |
| Squash, summer | 22 | 16,500 LA lug | 31,350.00 |
| Turnips | 3 | 675 crates | 2,160.00 |
| Misc. vegetables | | | |
| Field grown | 26 | | 20,244.00 |
| Glasshouse grown | 79,870 sq. ft. | | 37,880.00 |
| TOTALS | 6,129 | | \$3,560,600.00 |

CUT FLOWERS

FIELD GROWN

| Product | Acreage | Total Value |
|--|---------|-----------------|
| Acacia | 90 | \$ 72,000.00 |
| Alstromeria | 6 | 18,000.00 |
| Aster | 48 | 187,200.00 |
| Calla Lily | 38 | 148,000.00 |
| Chrysanthemum | 191 | 1,504,038.00 |
| Cut Foliage | 64 | 54,400.00 |
| Gladiolus | 28 | 105,000.00 |
| Heather | 302 | 500,112.00 |
| Iris | 32 | 57,600.00 |
| Marguerites | 42 | 161,700.00 |
| Narcissus | 44 | 46,200.00 |
| Shasta Daisy | 49 | 110,250.00 |
| Stocks | 126 | 226,800.00 |
| Strawflowers | 53 | 132,500.00 |
| Violets | 23 | 154,560.00 |
| Bulbs (795,000*) | | 73,725.00 |
| Misc. Flowers | 98 | 151,900.00 |
| TOTALS | 1,234 | \$ 3,703,985.00 |
| *Includes bulbs, corms, tubers and rhizomes sold | | |

GLASS HOUSE GROWN

| Product | Square Footage* | Total Value |
|---|-----------------|-----------------|
| Carnation | 778,772** | \$ 918,951.00 |
| Chrysanthemum | 155,750 | 163,538.00 |
| Fern | 581,075 | 302,159.00 |
| Gardenia | 178,750 | 193,050.00 |
| Iris | 39,400 | 30,338.00 |
| Orchids | 178,932 | 295,238.00 |
| Roses | 285,775 | 328,641.00 |
| Snapdragon | 153,070 | 130,110.00 |
| Sweet Pea | 13,800 | 8,970.00 |
| Misc. Cut Flowers | 27,190 | 21,752.00 |
| Potted Plants | 634,841 | 842,647.00 |
| Bedding Plants | 58,320 | 67,702.00 |
| Propagated Nursery Stock | 101,314 | 409,150.00 |
| TOTALS | 3,186,989 | \$ 3,712,246.00 |
| *Total glass and plastic area 3,258,495 sq. ft. (281 growers, 138 glass ranges) | | |
| **Includes 236,600 sq. ft. under cloth or plastic | | |

TOTAL VALUE, ALL FLOWERS \$ 7,416,231.00

FIELD CROPS

| Product | Acreage | Total Yield | Total Value |
|------------------|---------------|------------------|----------------------|
| Barley | 2,454 | 40,491 100# sks. | \$ 95,154.00 |
| Oats | 4,329 | 57,576 100# sks. | 149,698.00 |
| Wheat | 16 | 600 100# sks. | 2,400.00 |
| Flax | 6,439 | 95,619 bu. | 319,367.00 |
| Hay | 8,235 | 12,353 ton | 308,825.00 |
| Seed: | | | |
| Brussels sprouts | -- | 400 lbs. | 4,000.00 |
| Peas | 20 | 20 100# sks. | 400.00 |
| Vetch | 818 | 5,399 100# sks. | 53,990.00 |
| TOTALS | 24,291 | | \$ 933,834.00 |

FRUIT AND NUT CROPS

| Product | Acreage | Total Yield | Total Value |
|---------------|------------|--------------|----------------------|
| Apples | 81 | 6,215 boxes | \$ 13,362.00 |
| Apricots | 17 | 8 ton | 5,424.00 |
| Grapes | 16 | 11 ton | 392.00 |
| Peaches | 7 | 240 boxes | 420.00 |
| Pears | 43 | 350 ton | 23,975.00 |
| Prunes | 47 | 75 ton | 20,625.00 |
| Strawberries | 44 | 50,800 trays | 145,796.00 |
| Walnuts | 123 | 17 ton | 9,265.00 |
| Misc. fruits | 2 | 136 boxes | 300.00 |
| TOTALS | 380 | | \$ 219,559.00 |

BEEES AND LIVESTOCK

| | | Total Income |
|--------------------|---------------|------------------------|
| Apiary | 850 colonies | \$ 8,883.00 |
| Beef | 5,856 head | 285,210.00 |
| Dairy | 7,600 head | 704,659.00 |
| Hogs | 19,296 head | 805,950.00 |
| Sheep | 2,870 head | 31,011.00 |
| <u>Poultry:</u> | | |
| Chickens | 187,110 birds | 176,340.00 |
| Pigeons | 69,300 birds | 53,120.00 |
| Ducks | 283,278 birds | 441,950.00 |
| Turkeys | 7,460 birds | 49,774.00 |
| Rabbits | 1,550 head | 2,635.00 |
| <u>Total Value</u> | | <u>\$ 2,559,532.00</u> |


- NOTE: 1. Figures obtained through the courtesy and assistance of livestock producers and feed dealers.
2. Number of head or birds includes breeding stock and increase.
3. "Income" includes only stock or products sold.

RECAPITULATION

Production Values

| | |
|-------------------------------|-----------------|
| Vegetables | \$ 3,560,600.00 |
| Flowers | 7,416,231.00 |
| Field Crops | 933,834.00 |
| Fruit and Nut Crops | 219,559.00 |
| Bees and Livestock | 2,559,532.00 |

| | |
|-------|------------------|
| TOTAL | \$ 14,689,756.00 |
|-------|------------------|




1956

CROP REPORT

COUNTY
of
SAN MATEO

1·9·5·6



*San Mateo County
Department of Agriculture*

SAN MATEO COUNTY DEPARTMENT OF AGRICULTURE

Redwood City, California

MAX J. LEONARD
AGRICULTURAL COMMISSIONER

ANNUAL CROP REPORT

For the Year Ending
December 31, 1956

BOARD OF SUPERVISORS

| | |
|--------------------------|-------------|
| E. R. McDonald, Chairman | District #5 |
| Alvin S. Hatch | District #4 |
| William M. Werder | District #3 |
| Martin M. Poss | District #2 |
| Thomas J. Callan | District #1 |

E. R. Stallings
County Manager

Honorable Board of Supervisors
County of San Mateo

and

W. C. Jacobsen, Director
State Department of Agriculture

Gentlemen:

In accordance with the provisions of Section 65.5 of the Agricultural Code of the State of California, I herewith submit to you a report of the acreage, production and value of agricultural products for San Mateo County for the year 1956.

This report brings together agricultural statistics of the County, including floriculture, horticulture, livestock, truck crops and field crops, and income accrued to the growers during the year 1956. The value of these figures is based entirely on the accuracy of information given by many cooperators and their willingness to give this information, together with investigations and detailed surveys made by members of this Department's staff. The figures for value are based on the gross income to the grower.

The sources of information for the figures contained herein for acreage, average yields and prices have been furnished through the cooperation of growers, grower associations, shippers and produce dealers. The commodity prices used, in addition, were compared with Federal-State Market News Service quotations.

In submitting this report, we wish to express our appreciation to the many individuals, firms, official agencies and growers who have given information and otherwise helped us in this compilation.

Respectfully submitted,

Max J. Leonard

Max J. Leonard, Commissioner
Department of Agriculture
San Mateo County

MJL/mcb
250-3/57

VEGETABLES

| Product | Acreage | Total Yield | Total Value |
|----------------------|----------------|------------------|------------------------|
| Anise | 3 | 5,400 bunches | \$ 3,402.00 |
| Artichokes | 1,270 | 158,750 7" boxes | 444,500.00 |
| Beans | | | |
| Green | 10 | 1,120 crates | 8,064.00 |
| Dry | 180 | 3,240 sacks | 25,920.00 |
| Fava | 150 | 3,750 sacks | 20,625.00 |
| Beets | 17 | 5,100 crates | 17,850.00 |
| Broccoli, Sprouting | 242 | 775 ton | 108,416.00 |
| Brussels Sprouts | 2,590 | 13,468 ton | 2,154,880.00 |
| Cabbage | 195 | 2,925 ton | 155,025.00 |
| Calabresi (Chicory) | 11 | 3,410 crates | 22,165.00 |
| Carrots | 16 | 4,000 crates | 11,200.00 |
| Cauliflower | 23 | 12,650 crates | 17,078.00 |
| Celery | 11 | 8,800 crates | 15,840.00 |
| Celery Root | 5 | 1,425 crates | 3,990.00 |
| Chard | 33 | 12,375 crates | 32,794.00 |
| Chives | 6 | 42,000 lbs. | 23,100.00 |
| Corn | 3 | 555 crates | 1,166.00 |
| Dandelion Root | 5 | 2,150 crates | 5,053.00 |
| Dill | 2 | 4,000 lbs. | 520.00 |
| Garlic | 4 | 200 100# sack | 3,600.00 |
| Kale | 24 | 8,640 crates | 29,030.00 |
| Leeks | 12 | 5,280 crates | 19,008.00 |
| Lettuce (all var.) | 511 | 291,750 crates | 439,045.00 |
| Mushrooms | 34,900 sq. ft. | 66,000 lbs. | 28,380.00 |
| Mustard Greens | 32 | 10,400 crates | 57,200.00 |
| Onions, Green | 3 | 1,350 crates | 5,400.00 |
| Parsley | 21 | 10,500 crates | 39,900.00 |
| Parsnips | 3 | 1,245 crates | 2,241.00 |
| Peas, Market | 217 | 17,360 crates | 111,104.00 |
| Potatoes, Irish | 96 | 21,024 100# sack | 63,072.00 |
| Radish | 121 | 24,200 crates | 91,960.00 |
| Salsify | 3 | 900 crates | 3,600.00 |
| Seasoning Plants | 3 | 30,000 bunches | 24,000.00 |
| Spinach | 33 | 5,775 crates | 12,994.00 |
| Spinach, New Zealand | 25 | 250 ton | 48,750.00 |
| Squash, Winter | 6 | 60 ton | 3,900.00 |
| Squash, Summer | 8 | 6,000 LA lug | 10,500.00 |
| Turnips | 4 | 900 crates | 3,510.00 |
| Misc. vegetables | | | |
| Field grown | 25 | | 21,178.00 |
| Glasshouse grown | 59,690 sq. ft. | | 36,544.00 |
| TOTALS | 5,923 | | \$ 4,126,504.00 |

CUT FLOWERS

FIELD GROWN

| Product | Acreage | Total Value |
|--|---------|----------------|
| Acacia | 90 | \$ 81,000.00 |
| Alstroemeria | 6 | 18,000.00 |
| Aster | 40 | 171,600.00 |
| Calla Lily | 24 | 120,435.00 |
| Chrysanthemum | 168 | 1,269,895.00 |
| Cut Foliage | 67 | 60,300.00 |
| Gladiolus | 31 | 108,500.00 |
| Heather | 325 | 568,100.00 |
| Iris | 29 | 52,800.00 |
| Marguerite | 45 | 204,750.00 |
| Narcissus | 44 | 46,200.00 |
| Shasta Daisy | 47 | 141,000.00 |
| Stock | 208 | 421,200.00 |
| Strawflower | 58 | 168,200.00 |
| Violet | 20 | 150,000.00 |
| Bulbs (910,000*) | | 78,950.00 |
| Misc. Flowers | 78 | 124,800.00 |
| TOTALS | 1,280 | \$3,785,130.00 |
| *Includes bulbs, corms, tubers, and rhizomes sold. | | |

GLASS HOUSE GROWN

| Product | Square Footage* | Total Value |
|--|-----------------|----------------|
| Carnation | 1,080,482** | \$1,090,889.00 |
| Chrysanthemum | 202,000 | 212,100.00 |
| Fern | 503,309 | 281,853.00 |
| Gardenia | 164,750 | 207,585.00 |
| Iris | 28,050 | 22,440.00 |
| Orchid | 177,225 | 319,005.00 |
| Rose | 291,275 | 332,054.00 |
| Snapdragon | 175,520 | 149,192.00 |
| Sweet Pea | 37,850 | 26,495.00 |
| Misc. Cut Flowers | 33,590 | 26,872.00 |
| Potted Plants | 686,204 | 940,100.00 |
| Bedding Plants | 39,320 | 28,512.00 |
| Propagated Nursery Stock | 123,723 | 425,569.00 |
| TOTALS | 3,537,498 | \$4,062,666.00 |
| *Total glass and plastic area 3,514,876 sq. ft. 146 glass or plastic ranges, 291 growers. | | |
| ** Includes 274,160 sq. ft. under cloth or plastic. | | |

TOTAL VALUE, ALL FLOWERS \$7,847,796.00

FIELD CROPS

| Product | Acreage | Total Yield | Total Value |
|------------------|---------|------------------|---------------|
| Barley | 2,270 | 33,118 100# sks. | \$ 76,171.00 |
| Oats | 3,909 | 47,833 100# sks. | 126,758.00 |
| Wheat | 27 | 426 100# sks. | 1,427.00 |
| Flax | 7,145 | 93,199 bu. | 316,877.00 |
| Hay | 9,135 | 12,789 ton | 319,725.00 |
| Seed: | | | |
| Brussels Sprouts | | 580 lbs. | 5,800.00 |
| Peas | 69 | 880 100# sks. | 10,560.00 |
| Vetch | 243 | 1,403 100# sks. | 8,418.00 |
| TOTALS | 22,798 | | \$ 865,736.00 |

FRUIT AND NUT CROPS

| Product | Acreage | Total Yield | Total Value |
|--------------|---------|--------------|---------------|
| Apples | 90 | 13,500 boxes | \$ 40,500.00 |
| Apricots | 17 | 5 ton | 4,400.00 |
| Bushberries | 9 | 1,305 trays | 3,915.00 |
| Grapes | 16 | 10 ton | 450.00 |
| Peaches | 7 | 325 boxes | 569.00 |
| Pears | 38 | 177 ton | 12,125.00 |
| Plums | 2 | 205 boxes | 513.00 |
| Prunes | 51 | 106 ton | 20,140.00 |
| Strawberries | 68 | 68,000 trays | 156,400.00 |
| Walnuts | 130 | 23 ton | 11,500.00 |
| TOTALS | 428 | | \$ 250,512.00 |

BEEES AND LIVESTOCK


| | | Total Income |
|--------------------|----------------|-----------------------|
| Apiary | 1,005 colonies | \$ 6,573.00 |
| Beef | 6,229 head | 427,690.00 |
| Dairy | 7,341 head | 714,471.00 |
| Hogs | 19,436 head | 844,910.00 |
| Sheep | 3,055 head | 28,582.00 |
| <u>Poultry:</u> | | |
| Chickens | 250,190 birds | 194,616.00 |
| Ducks | 233,453 birds | 417,280.00 |
| Pigeons | 41,300 birds | 29,028.00 |
| Turkeys | 5,496 birds | 35,017.00 |
| Rabbits | 2,577 head | 2,642.00 |
| <u>Total Value</u> | | <u>\$2,700,809.00</u> |

- NOTE: 1. Figures obtained through the courtesy and assistance of livestock producers and feed dealers.
2. Number of head or birds includes breeding stock and increase.
3. "Income" includes only stock or products sold.

RECAPITULATION

Production Values

| | |
|-------------------------------|------------------|
| Vegetables | \$ 4,126,504.00 |
| Flowers | 7,847,796.00 |
| Field Crops | 865,736.00 |
| Fruit and Nut Crops | 250,512.00 |
| Bees and Livestock | 2,700,809.00 |
| <hr/> | |
| TOTAL | \$ 15,791,357.00 |


Three vertical black bars of varying widths are positioned on the left side of the page. The bars are solid black and extend from near the top to near the bottom of the page. The middle bar is the widest, flanked by two narrower bars.

1957

CROP REPORT

COUNTY
of
SAN MATEO

1·9·5·7



San Mateo County
Department of Agriculture

SAN MATEO COUNTY DEPARTMENT OF AGRICULTURE

Redwood City, California

MAX J. LEONARD
AGRICULTURAL COMMISSIONER

ANNUAL CROP REPORT

For the Year Ending
December 31, 1957

BOARD OF SUPERVISORS

| | |
|--------------------------|-------------|
| Alvin S. Hatch, Chairman | District #4 |
| Thomas J. Callan | District #1 |
| E. R. McDonald | District #5 |
| Martin M. Poss | District #2 |
| William M. Werder | District #3 |

E. R. Stallings
County Manager

Honorable Board of Supervisors
County of San Mateo

and

W. C. Jacobsen, Director
State Department of Agriculture

Gentlemen:

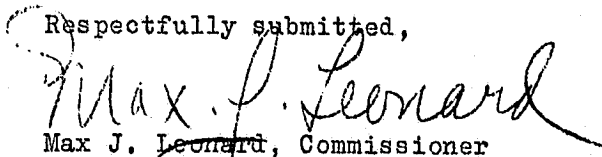
In accordance with the provisions of Section 65.5 of the Agricultural Code of the State of California, I herewith submit to you a report of the acreage, production and value of agricultural products for San Mateo County for the year 1957.

This report brings together agricultural statistics of the County, including floriculture, horticulture, livestock, truck crops and field crops, and income accrued to the growers during the year 1957. The value of these figures is based entirely on the accuracy of information given by many cooperators and their willingness to give this information, together with investigations and detailed surveys made by members of this Department's staff. The figures for value are based on the gross income to the grower.

The sources of information for the figures contained herein for acreage, average yields and prices have been furnished through the cooperation of growers, grower associations, shippers and produce dealers. The commodity prices used, in addition, were compared with Federal-State Market News Service quotations.

In submitting this report, we wish to express our appreciation to the many individuals, firms, official agencies and growers who have given information and otherwise helped us in this compilation.

Respectfully submitted,


Max J. Leonard, Commissioner
Department of Agriculture
San Mateo County

MJL/mcb
250-3/58

VEGETABLES

| Product | Acreage | Total Yield | Total Value |
|----------------------|-----------------|------------------|-----------------------|
| Anise | 3 | 5,400 bunches | \$ 4,050.00 |
| Artichokes | 1,328 | 219,120 boxes | 547,800.00 |
| Beans | | | |
| Green | 10 | 1,250 crates | 9,375.00 |
| Dry | 202 | 2,828 sacks | 23,246.00 |
| Fava | 32 | 1,056 sacks | 6,072.00 |
| Beets | 15 | 4,500 crates | 14,625.00 |
| Broccoli, Sprouting | 227 | 6,129 ton | 79,677.00 |
| Brussels Sprouts | 2,500 | 10,000 ton | 1,200,000.00 |
| Cabbage | 229 | 3,435 ton | 171,750.00 |
| Calabresi (Chicory) | 14 | 4,340 crates | 27,776.00 |
| Carrots | 14 | 3,500 crates | 11,375.00 |
| Cauliflower | 19 | 9,975 crates | 13,965.00 |
| Celery | 11 | 9,350 crates | 15,895.00 |
| Celery Root | 4 | 1,140 crates | 3,135.00 |
| Chard | 36 | 13,320 crates | 34,632.00 |
| Chives | 8 | 56,000 lbs. | 29,120.00 |
| Corn | 5 | 925 crates | 1,943.00 |
| Dandelion Root | 7 | 2,975 crates | 6,843.00 |
| Garlic | 7 | 350 100# sack | 7,000.00 |
| Kale | 20 | 7,400 crates | 20,720.00 |
| Leeks | 11 | 4,840 crates | 17,182.00 |
| Lettuce (all var.) | 519 | 295,120 crates | 443,358.00 |
| Mushrooms | 290,000 sq. ft. | 211,500 lbs. | 130,500.00 |
| Mustard Greens | 40 | 11,000 crates | 46,200.00 |
| Onions, Green | 5 | 2,250 sacks | 9,675.00 |
| Parsley | 16 | 8,000 crates | 28,000.00 |
| Parsnips | 3 | 1,245 crates | 2,179.00 |
| Peas, Market | 293 | 17,580 crates | 87,900.00 |
| Potatoes, Irish | 136 | 26,040 100# sack | 96,348.00 |
| Radish | 140 | 28,000 crates | 106,400.00 |
| Salsify | 2 | 600 crates | 2,250.00 |
| Seasoning Plants | 2 | 20,000 bunches | 17,600.00 |
| Spinach | 35 | 6,125 crates | 13,475.00 |
| Spinach, New Zealand | 20 | 200 ton | 37,000.00 |
| Squash, Winter | 13 | 130 ton | 8,580.00 |
| Squash, Summer | 10 | 7,500 LA lug | 12,000.00 |
| Turnips | 6 | 1,350 crates | 4,523.00 |
| Misc. Vegetables | | | |
| Field Grown | 26 | | 20,768.00 |
| Glasshouse grown | 23,500 sq. ft. | | 15,800.00 |
| TOTALS | 5,968 | | \$3,328,737.00 |

CUT FLOWERS

FIELD GROWN

| Product | Acreage | Total Value |
|------------------|--------------|-----------------------|
| Acacia | 92 | \$ 92,000.00 |
| Alstroemeria | 5 | 12,000.00 |
| Aster | 46 | 276,000.00 |
| Calla Lily | 24 | 118,401.00 |
| Chrysanthemum | 151 | 1,359,459.00 |
| Cut Foliage | 68 | 79,800.00 |
| Gladiolus | 21 | 78,750.00 |
| Heather | 285 | 468,825.00 |
| Iris | 22 | 39,600.00 |
| Marguerite | 51 | 205,275.00 |
| Narcissus | 33 | 29,700.00 |
| Shasta Daisy | 50 | 150,000.00 |
| Stock | 133 | 303,750.00 |
| Strawflower | 64 | 202,776.00 |
| Violet | 21 | 137,500.00 |
| Bulbs (930,000*) | | 82,005.00 |
| Misc. Flowers | 80 | 136,000.00 |
| TOTALS | 1,146 | \$3,771,841.00 |

*Includes bulbs, corms, tubers, and rhizomes sold.

GLASS HOUSE GROWN

| Product | Square Footage* | Total Value |
|--------------------------|------------------|-----------------------|
| Carnation | 1,217,279** | \$1,363,352.00 |
| Chrysanthemum | 387,920 | 418,953.00 |
| Fern | 408,207 | 236,760.00 |
| Gardenia | 144,800 | 181,000.00 |
| Iris | 21,550 | 18,317.00 |
| Orchids | 196,375 | 363,293.00 |
| Roses | 309,275 | 386,593.00 |
| Snapdragon | 146,320 | 124,372.00 |
| Sweet Pea | 22,975 | 17,231.00 |
| Misc. Cut Flowers | 43,225 | 36,741.00 |
| Potted Plants | 731,407 | 1,067,854.00 |
| Bedding Plants | 31,780 | 34,350.00 |
| Propagated Nursery Stock | 169,805 | 583,872.00 |
| TOTALS | 3,830,918 | \$4,832,688.00 |

*Total glass and plastic area 3,842,643 sq. ft.
151 glass or plastic ranges, 282 growers
**Includes 284,200 sq. ft. under cloth or plastic

TOTAL VALUE, ALL FLOWERS \$8,604,529.00

FIELD CROPS

| Product | Acreage | Total Yield | Total Value |
|-------------------|---------|------------------|---------------|
| Barley | 1,889 | 35,135 100# sks. | \$ 75,531.00 |
| Oats | 4,776 | 62,088 100# sks. | 139,698.00 |
| Wheat | 37 | 550 100# sks. | 1,898.00 |
| Flax | 7,175 | 92,621 bu. | 305,649.00 |
| Hay | 9,178 | 13,767 ton | 368,267.00 |
| Misc. Field Crops | 34 | 280 ton | 7,000.00 |
| Seed: | | | |
| Brussels Sprouts | -- | 600 lbs. | 6,000.00 |
| Peas | 40 | 895 100# sks. | 7,384.00 |
| Vetch | 260 | 284 100# sks. | 1,633.00 |
| TOTALS | 23,389 | | \$ 913,060.00 |

FRUIT AND NUT CROPS

| Product | Acreage | Total Yield | Total Value |
|--------------|---------|----------------|--------------|
| Apples | 87 | 13,485 boxes | \$ 36,410.00 |
| Apricots | 17 | 6 ton | 4,535.00 |
| Bushberries | 13 | 7,800 trays | 27,300.00 |
| Grapes | 18 | 9 ton | 423.00 |
| Peaches | 2 | 280 boxes | 490.00 |
| Pears | 37 | 168 ton | 9,744.00 |
| Plums | 1 | 225 boxes | 562.00 |
| Prunes | 42 | 81 ton | 14,175.00 |
| Strawberries | 63 | 116,550 crates | 227,273.00 |
| Walnuts | 117 | 20 ton | 12,000.00 |
| TOTALS | 397 | | 332,912.00 |

BEEES AND LIVESTOCK


| | | Total Income |
|-------------------|---------------|----------------------------|
| Apiary | 970 colonies | \$ 3,871.00 |
| Beef | 6,280 head | 422,655.00 |
| Dairy | 7,581 head . | 738,202.00 |
| Hogs | 18,454 head | 857,465.00 |
| Sheep | 3,453 head | 40,012.00 |
| <u>Poultry:</u> | | |
| Chickens | 108,600 birds | 115,604.00 |
| Ducks | 187,854 birds | 385,498.00 |
| Pigeons | 35,350 birds | 23,331.00 |
| Turkeys | 275 birds | 1,470.00 |
| Rabbits | 5,465 head | 7,383.00 |
| <hr/> Total Value | | <hr/> \$2,595,491.00 <hr/> |

- NOTE: 1. Figures obtained through the courtesy and assistance of livestock producers and feed dealers.
2. Number of head or birds includes breeding stock and increase.
3. "Income" includes only stock or products sold.

R E C A P I T U L A T I O N

Production Values

| | | |
|---------------------|-------|------------------|
| Vegetables | | \$ 3,328,737.00 |
| Flowers | | 8,604,529.00 |
| Field Crops | | 913,060.00 |
| Fruit and Nut Crops | | 332,912.00 |
| Bees and Livestock | | 2,595,491.00 |
| <hr/> | | |
| TOTAL | | \$ 15,774,729.00 |

Three vertical black bars of varying widths are positioned on the left side of the page. The bars are solid black and run from near the top to near the bottom of the page. The middle bar is the widest, flanked by two narrower bars.

1958

CROP REPORT

COUNTY
of
SAN MATEO

1·9·5·8

*San Mateo County
Department of Agriculture*

UNIVERSITY OF CALIFORNIA
DAVIS
MAR 5 1959
LIBRARY

SAN MATEO COUNTY DEPARTMENT OF AGRICULTURE

Redwood City, California

MAX J. LEONARD
AGRICULTURAL COMMISSIONER

ANNUAL CROP REPORT

For the year ending
December 31, 1958

BOARD OF SUPERVISORS

| | |
|-----------------------------|-------------|
| William M. Werder, Chairman | District #3 |
| Thomas J. Callan | District #1 |
| T. Louis Chess | District #2 |
| Alvin S. Hatch | District #4 |
| E. R. McDonald | District #5 |

E. R. Stallings
County Manager

Honorable Board of Supervisors
County of San Mateo

and

W. C. Jacobsen, Director
State Department of Agriculture

Gentlemen:

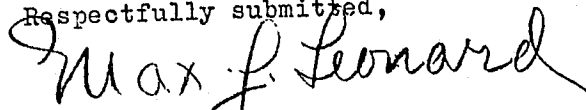
In accordance with the provisions of Section 65.5 of the Agricultural Code of the State of California, I herewith submit to you a report of the acreage, production and value of agricultural products for San Mateo County for the year 1958.

This report brings together agricultural statistics of the County, including floriculture, horticulture, livestock, truck crops and field crops, and income accrued to the growers during the year 1958. The value of these figures is based entirely on the accuracy of information given by many cooperators and their willingness to give this information, together with investigations and detailed surveys made by members of this Department's staff. The figures for value are based on the gross income to the grower.

The sources of information for the figures contained herein for acreage, average yields and prices have been furnished through the cooperation of growers, grower associations, shippers and produce dealers. The commodity prices used, in addition, were compared with Federal-State Market News Service quotations.

In submitting this report, we wish to express our appreciation to the many individuals, firms, official agencies and growers who have given information and otherwise helped us in this compilation.

Respectfully submitted,



Max J. Leonard, Commissioner
Department of Agriculture
San Mateo County

VEGETABLES

| Product | Acreage | Total Yield | Total Value |
|----------------------|----------------|-------------------|-----------------------|
| Anise | 3 | 2,250 bunches | \$ 4,140.00 |
| Artichoke | 1,357 | 233,404 boxes | 571,840.00 |
| Beans | | | |
| Green | 28 | 2,100 crates | 12,600.00 |
| Dry | 216 | 4,320 sacks | 38,880.00 |
| Fava | 30 | 930 sacks | 5,580.00 |
| Beets | 14 | 4,200 crates | 14,700.00 |
| Broccoli, Sprouting | 264 | 713 ton | 89,100.00 |
| Brussels Sprouts | 1,758 | 11,075 ton | 1,882,818.00 |
| Cabbage | 232 | 3,480 ton | 165,300.00 |
| Calabresi | 14 | 4,200 crates | 25,200.00 |
| Carrots | 16 | 4,000 crates | 14,000.00 |
| Cauliflower | 12 | 6,240 crates | 8,798.00 |
| Celery | 12 | 12,300 crates | 23,370.00 |
| Celery Root | 8 | 2,280 crates | 6,270.00 |
| Chard | 40 | 14,800 crates | 45,880.00 |
| Chives | 8 | 56,000 lbs. | 29,120.00 |
| Corn | 15 | 2,775 crates | 3,885.00 |
| Dandelion Root | 8 | 3,400 crates | 7,990.00 |
| Garlic | 4 | 216 100# sacks | 4,622.00 |
| Green Leaf Veg.* | 46 | 13,150 crates | 21,370.00 |
| Leeks | 17 | 7,480 crates | 27,377.00 |
| Lettuce (all var.) | 488 | 282,135 crates | 445,186.00 |
| Mushrooms | -- | 2,062,850 lbs. | 724,825.00 |
| Onions, Green | 6 | 2,700 crates | 11,475.00 |
| Parsley | 23 | 10,350 crates | 36,225.00 |
| Parsnips | 3 | 1,245 crates | 2,291.00 |
| Peas, Market | 349 | 25,128 crates | 180,922.00 |
| Potatoes, Irish | 97 | 19,400 100# sacks | 54,320.00 |
| Radish | 107 | 21,400 crates | 90,950.00 |
| Salsify | 3 | 750 crates | 3,450.00 |
| Seasoning Plants | 4 | 40,000 bunches | 38,400.00 |
| Spinach | 58 | 10,150 crates | 28,928.00 |
| Spinach, New Zealand | 27 | 270 ton | 51,300.00 |
| Squash, Winter | 8 | 80 ton | 5,280.00 |
| Squash, Summer | 15 | 11,250 LA lug | 19,125.00 |
| Turnips | 4 | 900 crates | 2,907.00 |
| Misc. Vegetables | | | |
| Field Grown | 19 | | 15,950.00 |
| Glasshouse Grown | 12,840 Sq. ft. | | 8,346.00 |
| TOTALS | 5,313 | | \$4,722,720.00 |

*Includes: Kale, Collards, Mustard Greens, Rappini and Turnip Greens

CUT FLOWERS

FIELD GROWN

| Product | Acreage | Total Value |
|------------------|---------|----------------|
| Acacia | 95 | \$ 104,500.00 |
| Alstroemeria | 5 | 11,000.00 |
| Asters | 12 | 62,400.00 |
| Calla Lily | 28 | 133,500.00 |
| Chrysanthemum | 132 | 977,725.00 |
| Cut Foliage | 61 | 85,200.00 |
| Gladiolus | 20 | 68,000.00 |
| Heather | 217 | 387,562.00 |
| Iris | 36 | 54,000.00 |
| Marguerites | 57 | 209,475.00 |
| Narcissus | 41 | 36,900.00 |
| Shasta Daisy | 60 | 171,000.00 |
| Stocks | 171 | 346,275.00 |
| Strawflowers | 95 | 343,140.00 |
| Violets | 17 | 127,500.00 |
| Bulbs (980,000*) | | 89,922.00 |
| Misc. Flowers | 72 | 126,000.00 |
| TOTALS | 1,119 | \$3,334,099.00 |

*Includes bulbs, corms, tubers, and rhizomes sold.

GLASS HOUSE GROWN

| Product | Square Footage* | Total Value |
|--------------------------|-----------------|----------------|
| Carnation | 1,441,279** | \$1,657,471.00 |
| Chrysanthemum | 414,600 | 456,060.00 |
| Fern | 390,157 | 234,094.00 |
| Gardenia | 139,800 | 176,148.00 |
| Iris | 19,750 | 16,788.00 |
| Orchids | 219,775 | 377,106.00 |
| Roses | 318,775 | 366,591.00 |
| Snapdragon | 183,410 | 165,069.00 |
| Sweet Pea | 25,650 | 20,520.00 |
| Misc. Cut Flowers | 50,885 | 43,252.00 |
| Potted Plants | 762,150 | 1,158,468.00 |
| Bedding Plants | 40,400 | 37,137.00 |
| Propagated Nursery Stock | 162,128 | 705,797.00 |
| TOTALS | 4,168,759 | \$5,414,501.00 |

*Total glass and plastic area 4,180,069 sq. ft.
157 glass or plastic ranges, 250 growers.
**Includes 290,400 sq. ft. under cloth or plastic

TOTAL VALUE, ALL FLOWERS : \$8,748,600.00

FIELD CROPS

| Product | Acreage | Total Yield | Total Value |
|------------------|---------|-------------------|--------------|
| Barley | 1,917 | 13,414 100# sacks | \$ 30,188.00 |
| Oats | 4,263 | 30,230 100# sacks | 64,995.00 |
| Flax | 6,057 | 32,344 bu. | 100,590.00 |
| Hay | 6,582 | 8,273 ton | 190,279.00 |
| Seed: | | | |
| Brussels Sprouts | -- | 450 lbs. | 4,500.00 |
| Vetch | 120 | 4,500 100# sacks | 3,618.00 |
| TOTALS | 18,939 | | \$394,170.00 |

FRUIT AND NUT CROPS

| Product | Acreage | Total Yield | Total Value |
|--------------|---------|---------------|--------------|
| Apples | 87 | 10,683 boxes | \$ 30,588.00 |
| Apricots | 13 | .62 ton | 806.00 |
| Bushberries | 10 | 4,500 crates | 15,750.00 |
| Grapes | 17 | 15 ton | 840.00 |
| Pears | 38 | 198 ton | 15,840.00 |
| Prunes | 40 | 19.5 ton | 5,070.00 |
| Strawberries | 58 | 92,233 crates | 193,689.00 |
| Walnuts | 116 | 34 ton | 14,960.00 |
| Misc. Fruits | 2 | 202 boxes | 435.00 |
| TOTALS | 381 | | \$277,978.00 |

BEEES AND LIVESTOCK

| | | Total Income |
|-------------------|----------------|----------------------------|
| Apiary | 1,005 colonies | \$ 5,308.00 |
| Beef | 7,334 head | 546,410.00 |
| Dairy | 6,622 head | 764,270.00 |
| Hogs | 24,097 head | 1,177,750.00 |
| Sheep | 3,490 head | 33,935.00 |
| <u>Poultry:</u> | | |
| Chickens | 80,955 birds | 87,967.00 |
| Ducks | 190,333 birds | 369,850.00 |
| Pigeons | 23,800 birds | 16,422.00 |
| Rabbits | 7,322 head | 8,971.00 |
| <hr/> Total Value | | <hr/> \$3,010,883.00 <hr/> |


- NOTE: 1. Figures obtained through the courtesy and assistance of livestock producers and feed dealers.
2. Number of head or birds includes breeding stock and increase.
3. "Income" includes only stock or products sold.

RECAPITULATION

Production Values

| | | |
|---------------------|-----------|-----------------|
| Vegetables | | \$ 4,722,720.00 |
| Flowers | | 8,748,600.00 |
| Field Crops | | 394,170.00 |
| Fruit and Nut Crops | | 277,978.00 |
| Bees and Livestock | | 3,010,883.00 |

| | | |
|-------|--|------------------|
| TOTAL | | \$ 17,154,351.00 |
|-------|--|------------------|

Three vertical black bars of varying widths are positioned on the left side of the page. The bars are solid black and extend from near the top to near the bottom of the page. The middle bar is the narrowest, while the two outer bars are wider and appear to have a slightly grainy texture.

1959


1

CROP REPORT

COUNTY
of
SAN MATEO

1959

*San Mateo County
Department of Agriculture*



SAN MATEO COUNTY DEPARTMENT OF AGRICULTURE

REDWOOD CITY, CALIFORNIA

MAX J. LEONARD
AGRICULTURAL COMMISSIONER

ANNUAL CROP REPORT

For the year ending
December 31, 1959

BOARD OF SUPERVISORS

| | |
|----------------------------|-------------|
| Thomas J. Callan, Chairman | District #1 |
| T. Louis Chess | District #2 |
| William M. Werder | District #3 |
| Alvin S. Hatch | District #4 |
| E. R. McDonald | District #5 |

E. R. Stallings
County Manager

Honorable Board of Supervisors
County of San Mateo

and

William E. Warne, Director
State Department of Agriculture

Gentlemen:

In accordance with the provisions of Section 65.5 of the Agricultural Code of the State of California, I herewith submit to you a report of the acreage, production and value of agricultural products for San Mateo County for the year 1959 with a comparison of the figures of 1958.

The method of compiling data in this report has been changed and enlarged over previous reports in order to follow an accepted form as agreed upon between the State Department of Agriculture and other counties.

This report brings together agricultural statistics of the County, including floriculture, horticulture, livestock, truck crops and field crops, and income accrued to the growers during the year 1959. The value of these figures is based entirely on the accuracy of information given by many cooperators and their willingness to give this information, together with investigations and detailed surveys made by members of this Department's staff. The figures for value are based on the gross income to the grower.

The sources of information for the figures contained herein for acreage, average yields and prices have been furnished through the cooperation of growers, grower associations, shippers and produce dealers. The commodity prices used, in addition, were compared with Federal-State Market News Service quotations.

In submitting this report, we wish to express our appreciation to the many individuals, firms, official agencies and growers who have given information and otherwise helped us in this compilation.

Respectfully submitted,

Max J. Leonard

Max J. Leonard, Commissioner
Department of Agriculture
County of San Mateo

MJL/mcb
300-3/60

VEGETABLE CROPS

| Crop | Year | Harvested Acreage | Production | | Unit | Value | |
|------------------------------|---------------|----------------------|-------------|--------|------|-------------|--------------|
| | | | Per Acre | Total | | Per Unit | Total |
| Anise | 1959 | 2 | 14.0 | 28 | Ton | 116.10 \$ | 3,251.00 |
| | 1958 | 3 | 14.0 | 42 | " | 98.57 | 4,140.00 |
| Artichoke Total | 1959 | 1,310 | 2.33 | 3,955 | " | 148.61 | 587,750.00 |
| | 1958 | 1,357 | 2.15 | 2,917 | " | 196.00 | 571,840.00 |
| Fresh Mkt. | 1959 | 1,310 | 3.02 | 3,054 | " | 160.00 | 488,640.00 |
| | 1958 | 1,357 | 2.15 | 2,917 | " | 196.00 | 571,840.00 |
| Processing | 1959 *1958 | | | 901 | " | 110.00 | 99,110.00 |
| Beans, Green | 1959 | 26 | 2.70 | 54 | " | 225.00 | 12,150.00 |
| | 1958 | 28 | 2.25 | 63 | " | 200.00 | 12,600.00 |
| Beets, Table | 1959 | 14 | | 8.3 | " | 156.00 | 18,252.00 |
| | 1958 | 14 | | 7.5 | " | 140.00 | 14,700.00 |
| Broccoli, Sprouting | 1959 | 12 | 2.75 | 33 | " | 120.00 | 3,960.00 |
| | 1958 | 264 | 2.70 | 713 | " | 125.00 | 89,100.00 |
| Brussels Sprouts Total | 1959 | 1,944 | 5.50 | 10,656 | " | 178.50 | 1,902,080.00 |
| | 1958 | 1,758 | 6.30 | 11,075 | " | 170.00 | 1,882,818.00 |
| Fresh Mkt. | 1959 *1958 | | | 800 | " | 160.00 | 128,000.00 |
| Freezer | 1959 | 1,944 | 5.50 | 9,856 | " | 180.00 | 1,774,080.00 |
| | 1958 | 1,758 | 6.30 | 11,075 | " | 170.00 | 1,882,818.00 |
| Cabbage | 1959 | 210 | 16.0 | 3,360 | " | 47.75 | 160,440.00 |
| | 1958 | 232 | 15.0 | 3,480 | " | 47.50 | 165,300.00 |
| Calabresi | 1959 | 14 | 3.40 | 48.1 | " | 420.00 | 20,202.00 |
| | 1958 | 14 | 3.75 | 52.5 | " | 480.00 | 25,200.00 |
| Carrots | 1959 | 23 | 8.25 | 190 | " | 118.00 | 22,420.00 |
| | 1958 | 16 | 7.50 | 120 | " | 116.60 | 14,000.00 |

* Statistics not available

VEGETABLE CROPS

(cont'd.)

| Crop | Year | Harvested Acreage | Production | | Unit | Value | |
|--------------------------|--------|----------------------|-------------|---------|------|-------------|--------------|
| | | | Per Acre | Total | | Per Unit | Total |
| Cauliflower | 1959 | 12 | 10.58 | 127 | Ton | 81.50 \$ | 10,350.00 |
| | 1958 | 12 | 10.40 | 124.8 | " | 70.50 | 8,798.00 |
| Celery | 1959 | 11 | 48.60 | 535 | " | 61.42 | 32,860.00 |
| | 1958 | 12 | 36.20 | 430.5 | " | 54.28 | 23,370.00 |
| Celery Root | 1959 | 14 | 4.27 | 59.8 | " | 150.00 | 8,970.00 |
| | 1958 | 8 | 4.19 | 33.5 | " | 187.00 | 6,270.00 |
| Chives | 1959 | 8 | 3.25 | 26 | " | 1080.00 | 28,080.00 |
| | 1958 | 8 | 3.50 | 28 | " | 1040.00 | 29,120.00 |
| Chard | 1959 | 39 | 13.10 | 512 | " | 85.00 | 43,520.00 |
| | 1958 | 40 | 13.80 | 555 | " | 82.67 | 45,880.00 |
| Corn | 1959 | 5 | 4.50 | 22.5 | " | 88.80 | 1,998.00 |
| | 1958 | 15 | 4.16 | 624 | " | 62.26 | 3,885.00 |
| Dandelion Root | 1959 | 7 | 6.00 | 42 | " | 150.00 | 6,300.00 |
| | 1958 | 8 | 6.30 | 51 | " | 156.67 | 7,990.00 |
| Garlic | 1959 | 2 | 2.50 | 5.0 | " | 400.00 | 2,000.00 |
| | 1958 | 4 | 2.70 | 10.8 | " | 428.00 | 4,622.00 |
| Green Leaf Vegetables | **1959 | 27 | 6.00 | 163.0 | " | 93.60 | 15,162.00 |
| | 1958 | 46 | 6.10 | 280.6 | " | 76.16 | 21,370.00 |
| Leeks | 1959 | 16 | 17.6 | 281.6 | " | 95.00 | 26,752.00 |
| | 1958 | 17 | 17.6 | 299.2 | " | 93.69 | 27,377.00 |
| Lettuce (all var.) | 1959 | 324 | 9.5 | 3,081 | " | 91.32 | 282,054.00 |
| | 1958 | 488 | 8.4 | 4,112 | " | 108.26 | 445,186.00 |
| Mushrooms | 1959 | | | 1,500.0 | " | 700.00 | 1,050,000.00 |
| | 1958 | | | 1,031.6 | " | 700.00 | 724,825.00 |
| Onions, Green | 1959 | 3 | 10.11 | 30.35 | " | 182.20 | 5,530.00 |
| | 1958 | 6 | 10.11 | 60.75 | " | 188.88 | 11,475.00 |
| Parsley | 1959 | 22 | 10.0 | 220 | " | 195.00 | 42,900.00 |
| | 1958 | 23 | 9.0 | 207 | " | 175.00 | 36,225.00 |

** Includes: Collards, Kale, Mustard Greens, Rappini and Turnip Greens

VEGETABLE CROPS (cont'd.)

| Crop | Year | Harvested Acreage | Production | | Unit | Value | |
|---------------------------|------|----------------------|-------------|---------|------|-------------|----------------|
| | | | Per Acre | Total | | Per Unit | Total |
| Parsnips | 1959 | 1 | 6.37 | 6.37 | Ton | 113.34 \$ | 722.00 |
| | 1958 | 3 | 6.22 | 18.67 | " | 122.67 | 2,291.00 |
| Peas, Market | 1959 | 536 | 2.48 | 1,334.6 | " | 270.00 | 360,342.00 |
| | 1958 | 349 | 2.16 | 753.8 | " | 240.00 | 180,922.00 |
| Potatoes | 1959 | 79 | 10.5 | 829.5 | " | 70.00 | 58,065.00 |
| | 1958 | 97 | 10.0 | 970.0 | " | 56.00 | 54,320.00 |
| Radish | 1959 | 81 | 12.5 | 1,012.5 | " | 90.00 | 91,125.00 |
| | 1958 | 107 | 10.0 | 1,070.0 | " | 85.00 | 90,950.00 |
| Salsify | 1959 | 1 | 5.60 | 5.6 | " | 205.00 | 1,148.00 |
| | 1958 | 3 | 5.66 | 17.0 | " | 202.94 | 3,450.00 |
| Seasoning Plants | 1959 | 4 | 2.5 | 10 | " | 4000.00 | 40,000.00 |
| | 1958 | 4 | 2.5 | 10 | " | 3840.00 | 38,400.00 |
| Spinach | 1959 | 23 | 2.24 | 51.7 | " | 180.00 | 9,306.00 |
| | 1958 | 58 | 2.18 | 126.8 | " | 228.13 | 28,928.00 |
| Spinach New Zealand | 1959 | 24 | 12.0 | 288 | " | 200.00 | 57,600.00 |
| | 1958 | 27 | 10.0 | 270 | " | 190.00 | 51,300.00 |
| Squash Winter | 1959 | 8 | 10.0 | 80 | " | 73.00 | 5,840.00 |
| | 1958 | 8 | 10.0 | 80 | " | 66.00 | 5,280.00 |
| Summer | 1959 | 10 | 11.2 | 112.0 | " | 157.12 | 17,597.00 |
| | 1958 | 15 | 10.5 | 157.5 | " | 121.42 | 19,125.00 |
| Turnips | 1959 | 5 | 5.0 | 25.0 | " | 154.00 | 3,850.00 |
| | 1958 | 4 | 5.6 | 22.5 | " | * 129.20 | 2,907.00 |
| Misc. Veg. Field Grown | 1959 | 18 | | | | | 15,300.00 |
| | 1958 | 19 | | | | | 15,950.00 |
| Glasshouse Grown | 1959 | 4,200 Sq. ft. | | | | | 3,150.00 |
| | 1958 | 12,840 Sq. ft. | | | | | 8,346.00 |
| TOTAL | 1959 | 4,837 | | | | | \$4,951,026.00 |
| | 1958 | 5,067 | | | | | \$4,678,260.00 |

FIELD CROPS

| Crop | Year | Harvested Acreage | Production | | Unit | Value | |
|------------|-------|----------------------|-------------|---------|------|-------------|---------------|
| | | | Per Acre | Total | | Per Unit | Total |
| Beans | | | | | | | |
| Dry Edible | 1959 | 174 | .75 | 131.5 | Ton | 156.00 | \$ 20,514.00 |
| | 1958 | 216 | 1.00 | 216.0 | " | 180.00 | 38,880.00 |
| Fava | 1959 | 93 | 1.0 | 93.0 | " | 115.00 | 10,695.00 |
| | 1958 | 30 | 1.5 | 46.5 | " | 120.00 | 5,580.00 |
| Barley | 1959 | 3,169 | .75 | 2,377.0 | " | 41.60 | 98,883.00 |
| | 1958 | 1,917 | .35 | 670.8 | " | 45.00 | 30,188.00 |
| Flaxseed | 1959 | 3,479 | 7.1 | 24,700 | Bu. | 3.10 | 76,570.00 |
| | 1958 | 6,057 | 5.3 | 32,344 | " | 3.11 | 100,590.00 |
| Hay | | | | | | | |
| Grain | 1959 | 5,366 | 1.36 | 7,298 | Ton | 25.00 | 182,450.00 |
| | 1958 | 6,582 | 1.25 | 8,273 | " | 23.00 | 190,279.00 |
| Other tame | 1959 | 209 | 1.25 | 262 | " | 23.00 | 6,026.00 |
| | *1958 | | | | | | |
| Oats | 1959 | 5,469 | .69 | 3,800.0 | " | 46.80 | 177,840.00 |
| | 1958 | 4,263 | .35 | 1,511.5 | " | 43.00 | 64,995.00 |
| Pasture | | | | | | | |
| Irrigated | 1959 | 1,115 | | | Acre | 38.00 | 42,370.00 |
| | *1958 | | | | | | |
| Other | 1959 | 32,016 | | | " | 3.70 | 118,459.00 |
| | *1958 | | | | | | |
| Wheat | 1959 | 10 | .65 | 6.5 | Ton | 61.00 | 396.00 |
| | 1958 | None | | | | | |
| TOTAL | 1959 | 51,100 | | | | | \$ 734,203.00 |
| | 1958 | 19,065 | | | | | \$ 430,512.00 |

* Statistics not available

SEED CROPS

| Crop | Year | Harvested Acreage | Production | | Unit | Per Unit | Value | |
|---------------------|-------|----------------------|-------------|-------|------|-------------|-------|-----------|
| | | | Per Acre | Total | | | Total | Total |
| Brussels Sprouts | 1959 | | | 500 | Lb. | 10.00 | \$ | 5,000.00 |
| | 1958 | | | 450 | " | 10.00 | | 4,500.00 |
| Flax | 1959 | 119 | 7.1 | 848 | Bu. | 3.25 | | 2,756.00 |
| | *1958 | | | | | | | |
| Vetch | 1959 | 368 | .15 | 57.0 | Ton | 150.00 | | 8,550.00 |
| | 1958 | 120 | .19 | 22.6 | " | 160.00 | | 3,618.00 |
| TOTAL | 1959 | 607 | | | | | \$ | 16,306.00 |
| | 1958 | 120 | | | | | \$ | 8,118.00 |

* Statistics not available

FRUIT AND NUT CROPS

| Crop | Year | Harvested Acreage | Production | | Unit | Per Unit | Value | |
|---------------|-------|----------------------|-------------|-------|------|-------------|-------------|------------|
| | | | Per Acre | Total | | | Per Unit | Total |
| Apples | | | | | | | | |
| Fresh Mkt. | 1959 | 108 | 2.0 | 216 | Ton | 153.00 | \$ | 33,048.00 |
| | 1958 | 87 | 2.1 | 181 | " | 167.40 | | 30,300.00 |
| Processing | 1959 | | | 39.0 | " | 22.50 | | 878.00 |
| | 1958 | | | 12.8 | " | 22.50 | | 288.00 |
| Apricots, dry | 1959 | 12 | .35 | 4.20 | " | 975.00 | | 4,095.00 |
| | 1958 | 13 | .05 | .62 | " | 1300.00 | | 806.00 |
| Bushberries | 1959 | 10 | 3.6 | 36.00 | " | 778.00 | | 28,000.00 |
| | 1958 | 10 | 2.20 | 20.25 | " | 778.00 | | 15,750.00 |
| Grapes | 1959 | 20 | .60 | 12 | " | 57.00 | | 684.00 |
| | 1958 | 17 | .75 | 15 | " | 56.00 | | 840.00 |
| Pears | 1959 | 25 | 3.25 | 81 | " | 75.00 | | 6,075.00 |
| | 1958 | 38 | 5.20 | 198 | " | 80.00 | | 15,840.00 |
| Prunes | 1959 | 41 | 2.09 | 86.0 | " | 314.00 | | 27,004.00 |
| | 1958 | 40 | 4.87 | 19.5 | " | 260.00 | | 5,070.00 |
| Strawberries | | | | | | | | |
| Fresh Mkt. | 1959 | 51 | 4.57 | 235 | " | 380.00 | | 89,300.00 |
| | 1958 | 58 | 10.36 | 601 | " | 322.00 | | 193,689.00 |
| Processing | 1959 | | | 204 | " | 280.00 | | 57,120.00 |
| | *1958 | | | | | | | |
| Walnuts | 1959 | 113 | .380 | 43 | " | 500.00 | | 21,500.00 |
| | 1958 | 116 | .287 | 34 | " | 440.00 | | 14,960.00 |
| Miscellaneous | 1959 | 2 | | | | | | 2,011.00 |
| | 1958 | 2 | | | | | | 435.00 |
| TOTAL | 1959 | 382 | | | | | \$ | 268,715.00 |
| | 1958 | 381 | | | | | \$ | 277,978.00 |

*Statistics not available

FLORAL AND NURSERY PLANTS OUTDOOR GROWN

| Item | Year | Prod. Area Acres | Production | Unit | Value | |
|------------------------|---------------|---------------------|------------|-------|-------------|---------------|
| | | | | | Per Unit | Total |
| Acacia | 1959 | 95 | 9,500 | Tree | 12.00 | \$ 114,000.00 |
| | 1958 | 95 | 9,500 | " | 11.00 | 104,500.00 |
| Agapanthus | 1959 *1958 | 5 | 14,000 | Dz. | .75 | 10,500.00 |
| Asters | 1959 | 17 | 3,400,000 | Bloom | .033 | 112,200.00 |
| | 1958 | 12 | 2,400,000 | " | .026 | 62,400.00 |
| Calla Lily | 1959 | 34 | 208,750 | Dz. | .706 | 147,500.00 |
| | 1958 | 28 | 171,250 | " | .779 | 133,500.00 |
| Chrysanthemum Total | 1959 | 88 | | | | 869,544.00 |
| | 1958 | 132 | | | | 977,725.00 |
| Standard | 1959 | 16.8 | 806,400 | Bloom | .13 | 104,832.00 |
| | 1958 | 20.4 | 969,600 | " | .11 | 106,656.00 |
| Medium | 1959 | 30.0 | 3,585,860 | Bloom | .086 | 308,231.00 |
| | 1958 | 47.8 | 5,383,532 | " | .071 | 386,334.00 |
| Pompons | 1959 | 41.4 | 895,450 | Bunch | .51 | 456,481.00 |
| | 1958 | 63.8 | 1,306,185 | " | .37 | 484,735.00 |
| Cut Foliage | 1959 | 68 | | | | 99,700.00 |
| | 1958 | 61 | | | | 85,200.00 |
| Gladiolus | 1959 | 17 | 88,400 | Dz. | .71 | 62,764.00 |
| | 1958 | 20 | 100,000 | " | .68 | 68,000.00 |
| Heather | 1959 | 194 | 931,200 | Bunch | .40 | 372,480.00 |
| | 1958 | 217 | 1,019,900 | " | .38 | 387,562.00 |
| Iris | 1959 | 20 | 65,000 | Dz. | .47 | 30,550.00 |
| | 1958 | 36 | 108,000 | " | .50 | 54,000.00 |
| Marguerites | 1959 | 49 | 857,500 | Bunch | .20 | 171,500.00 |
| | 1958 | 57 | 997,500 | " | .21 | 209,475.00 |
| Narcissus | 1959 | 38 | 2,660,000 | Bloom | .015 | 39,900.00 |
| | 1958 | 41 | 2,460,000 | " | .015 | 36,900.00 |

* Statistics not available

FLORAL AND NURSERY CROPS OUTDOOR GROWN (cont'd.)

| Item | Year | Prod. Area Acres | Production | Unit | Per Unit | Value | |
|--------------------------|---------------|---------------------|------------|--------|-------------|----------------|-------|
| | | | | | | | Total |
| Shasta Daisy | 1959 | 61 | 8,540,000 | Bloom | .021 | 179,340.00 | |
| | 1958 | 60 | 9,000,000 | " | .019 | 171,000.00 | |
| Stock | 1959 | 139 | 625,000 | Dz. | .465 | 290,858.00 | |
| | 1958 | 171 | 769,500 | " | .45 | 346,275.00 | |
| Strawflowers | 1959 | 103 | 34,505 | Box | 9.60 | 331,249.00 | |
| | 1958 | 95 | 32,300 | " | 10.62 | 343,140.00 | |
| Violets | 1959 | 16 | 96,000 | Bunch | 1.25 | 120,000.00 | |
| | 1958 | 17 | 102,000 | " | 1.25 | 127,500.00 | |
| Msc. Flowers | 1959 | 51 | | | | 91,800.00 | |
| | 1958 | 77 | | | | 137,000.00 | |
| Bulbs | 1959 | | 962,000 | Bulbs | | 88,700.00 | |
| | 1958 | | 980,000 | " | | 89,922.00 | |
| Herbaceous Perennials | 1959 *1958 | 9 | 1,395,000 | Plants | .075 | 104,400.00 | |
| TOTAL | 1959 | 1,004 | | | | \$3,236,985.00 | |
| | 1958 | 1,119 | | | | \$3,334,099.00 | |

* Statistics not available

FLORAL AND NURSERY CROPS GLASSHOUSE GROWN

| Item | Year | Prod. Area Sq. Ft. | Production | Unit | Value | |
|------------------------------|-------|-----------------------|------------|---------|-------------|----------------|
| | | | | | Per Unit | Total |
| <u>Cut Flowers</u> | | | | | | |
| Carnations | 1959 | 1,605,139 | 33,486,989 | Bloom | .053 | \$1,774,810.00 |
| | 1958 | 1,441,279 | 33,149,420 | " | .050 | 1,657,471.00 |
| <u>Chrysanthemums</u> | | | | | | |
| Total | 1959 | 576,800 | 3,946,550 | Bloom | .141 | 559,583.00 |
| | *1958 | 414,600 | | Sq. Ft. | 1.10 | 456,060.00 |
| Standard | 1959 | 289,300 | 2,509,250 | Bloom | .16 | 401,480.00 |
| | *1958 | | | | | |
| Medium | 1959 | 287,460 | 1,437,300 | Bloom | .11 | 158,103.00 |
| | *1958 | | | | | |
| Fern | 1959 | 358,032 | 2,327,208 | Bunch | .10 | 232,721.00 |
| | 1958 | 390,157 | 2,340,094 | " | .10 | 234,094.00 |
| Gardenias | 1959 | 135,800 | 2,145,640 | Bloom | .0825 | 177,015.00 |
| | 1958 | 139,800 | 2,166,900 | " | .081 | 176,148.00 |
| Iris | 1959 | 22,750 | 31,850 | Dz. | .65 | 20,703.00 |
| | 1958 | 19,750 | 27,980 | " | .60 | 16,788.00 |
| Orchids | 1959 | 220,825 | 607,269 | Bloom | .65 | 394,725.00 |
| | 1958 | 219,775 | 593,868 | " | .635 | 377,106.00 |
| Roses | 1959 | 336,775 | 6,264,015 | Bloom | .063 | 394,633.00 |
| | 1958 | 318,775 | 6,109,850 | " | .06 | 366,591.00 |
| Snapdragon | 1959 | 91,945 | 68,958 | Bunch | 1.20 | 82,750.00 |
| | 1958 | 183,410 | 137,557 | " | 1.20 | 165,069.00 |
| Sweet Peas | 1959 | 20,830 | 124,980 | Bunch | .16 | 19,997.00 |
| | 1958 | 25,650 | 136,800 | " | .15 | 20,520.00 |
| Miscellaneous Cut Flowers | 1959 | 59,365 | | Sq. Ft. | .96 | 56,990.00 |
| | 1958 | 50,885 | | " | .85 | 43,252.00 |
| Flowering Pot Plants | 1959 | 875,790 | 1,696,910 | Plants | .844 | 1,432,121.00 |
| | 1958 | 762,150 | | Sq. Ft. | 1.52 | 1,158,468.00 |

* Statistics not available

FLORAL AND NURSERY CROPS GLASSHOUSE GROWN (cont'd.)

| Item | Year | Prod. Area Sq. Ft. | Production | Unit | Value | |
|--|------|-----------------------|------------|--------|-------------|----------------|
| | | | | | Per Unit | Total |
| Propagated | | | | | | |
| Bedding | 1959 | 47,300 | 27,550 | Flats | 2.02 \$ | 55,585.00 |
| Plants | 1958 | 40,400 | 25,150 | " | 1.48 | 37,137.00 |
| Ornamental | 1959 | 376,252 | 11,215,750 | Plants | .056 | 625,040.00 |
| Nrsy. Stock | 1958 | 162,128 | | | | 705,797.00 |
| <hr/> | | | | | | |
| TOTAL | 1959 | 4,727,603 | | | | \$5,826,673.00 |
| | 1958 | 4,168,759 | | | | \$5,414,501.00 |
| Total glass and plastic area 4,445,785 sq. ft. 164 glass or plastic ranges, 248 growers | | | | | | |
| <hr/> | | | | | | |
| TOTAL VALUE, ALL FLORAL AND NURSERY CROPS | | | | | 1959 | \$9,063,658.00 |
| | | | | | 1958 | \$8,748,600.00 |

LIVESTOCK AND POULTRY

| Item | Year | Production | | Unit | Value | |
|---------------------|-------|-------------|------------------|------|----------|----------------|
| | | No. of Head | Total Liveweight | | Per Unit | Total |
| Cattle and Calves | 1959 | 3,466 | 26,316 | Cwt. | 23.56 | \$ 619,934.00 |
| | 1958 | 4,314 | * | Head | 139.89 | 603,510.00 |
| Milkers sold | 1959 | 1,094 | | Head | 245.00 | 268,030.00 |
| | 1958 | 1,331 | | " | 235.00 | 312,785.00 |
| Sheep and Lambs | 1959 | 1,331 | 1,361 | Cwt. | 17.89 | 24,349.00 |
| | 1958 | 1,499 | | Head | 19.25 | 28,862.00 |
| Hogs and Pigs | 1959 | 23,584 | 52,291 | Cwt. | 16.97 | 887,300.00 |
| | 1958 | 23,973 | | Head | 49.13 | 1,177,750.00 |
| Broilers and Fryers | 1959 | 1,015 | 2,030 | Lb. | .196 | 398.00 |
| | 1958 | 69,355 | 142,768 | " | .221 | 31,551.00 |
| Other Chickens | 1959 | 4,960 | 19,840 | Lb. | .085 | 1,686.00 |
| | *1958 | | | | | |
| Ducks | 1959 | 92,790 | 516,756 | Lb. | .34 | 175,697.00 |
| | 1958 | 185,833 | 1,034,887 | " | .34 | 353,811.00 |
| Pigeons | 1959 | 3,600 | 3,600 | Lb. | .85 | 3,060.00 |
| | 1958 | 20,400 | 20,400 | " | .805 | 16,422.00 |
| Rabbits | 1959 | 4,544 | 22,720 | Lb. | .26 | 5,907.00 |
| | 1958 | 7,072 | 35,360 | " | .254 | 8,971.00 |
| TOTAL | 1959 | | | | | \$1,986,361.00 |
| | 1958 | | | | | \$2,533,662.00 |

* Statistics not available

LIVESTOCK, POULTRY AND APIARY PRODUCTS

| Item | Year | Production | Unit | Per Unit | Value | |
|-----------------------|------|------------|------|-------------|-------|------------|
| | | | | | Total | |
| Milk, Market | 1959 | 143,121 | Cwt. | 4.85 | \$ | 694,137.00 |
| | 1958 | 72,066 | " | 4.80 | | 345,920.00 |
| Milk Manufacturing | 1959 | 16,702 | Cwt. | 3.08 | | 51,442.00 |
| | 1958 | 15,890 | " | 3.05 | | 48,465.00 |
| Wool | 1959 | 15,008 | Lb. | .350 | | 5,253.00 |
| | 1958 | 15,144 | " | .335 | | 5,073.00 |
| Eggs Chicken | 1959 | 111,184 | Dz. | .31 | | 34,467.00 |
| | 1958 | 165,929 | " | .34 | | 56,416.00 |
| Duck | 1959 | 15,000 | Dz. | .50 | | 7,500.00 |
| | 1958 | 32,078 | " | .50 | | 16,039.00 |
| Honey | 1959 | 47,500 | Lb. | .08 | | 3,800.00 |
| | 1958 | 44,000 | " | .085 | | 3,740.00 |
| Beeswax | 1959 | 2,375 | Lb. | .40 | | 950.00 |
| | 1958 | 3,015 | " | .52 | | 1,568.00 |
| TOTAL | 1959 | | | | \$ | 797,549.00 |
| | 1958 | | | | \$ | 477,221.00 |

JAN. 1 INVENTORIES OF LIVESTOCK AND POULTRY 1959--1960

=====

| Item | Jan. 1, 1959 | Jan. 1, 1960 |
|---------------------------|-----------------|--------------|
| Cattle and calves | | |
| All | No | 8,836 |
| Milk cows 2 yrs. and over | Inventory taken | 1,650 |
| Cattle and calves on feed | In 1959 | 7,186 |
| Sheep and lambs | | |
| All | | 1,887 |
| Stock sheep | | 650 |
| Sheep and lambs on feed | | 1,237 |
| Hogs and pigs | | 12,739 |
| Horses | | 65 |
| Hens and pullets | | 12,519 |

=====

RECAPITULATION
PRODUCTION VALUES

| | 1959 | 1958 |
|---|-----------------|-----------------|
| Vegetable crops | \$ 4,951,026.00 | \$ 4,678,260.00 |
| Flower & Nrsy. Crops | 9,063,658.00 | 8,748,600.00 |
| Field Crops | 734,203.00 | 430,512.00 |
| Seed Crops | 16,306.00 | 8,118.00 |
| Fruit & Nut Crops | 268,715.00 | 277,978.00 |
| Livestock & Poultry | 1,986,361.00 | 2,533,662.00 |
| Livestock, Poultry and Apiary Production | 797,549.00 | 477,221.00 |
| TOTAL | \$17,817,818.00 | \$17,154,351.00 |
