



AgEcon SEARCH
RESEARCH IN AGRICULTURAL & APPLIED ECONOMICS

The World's Largest Open Access Agricultural & Applied Economics Digital Library

This document is discoverable and free to researchers across the globe due to the work of AgEcon Search.

Help ensure our sustainability.

Give to AgEcon Search

AgEcon Search

<http://ageconsearch.umn.edu>

aesearch@umn.edu

*Papers downloaded from **AgEcon Search** may be used for non-commercial purposes and personal study only. No other use, including posting to another Internet site, is permitted without permission from the copyright owner (not AgEcon Search), or as allowed under the provisions of Fair Use, U.S. Copyright Act, Title 17 U.S.C.*

**ESTIMATING THE ADOPTION OF BT EGGPLANT IN INDIA:
WHO BENEFITS FROM PUBLIC-PRIVATE PARTNERSHIP?**

Vijesh V. KRISHNA* and Matin QAIM

**University of Hohenheim
Department of Agricultural Economics and Social Sciences (490b)
Stuttgart, Germany**

**Contributed paper prepared for presentation at the International
Association of Agricultural Economists Conference, Gold Coast,
Australia, August 12-18, 2006**

Copyright 2006 by Vijesh V Krishna and Matin Qaim. All rights reserved. Readers may make verbatim copies of this document for non-commercial purposes by any means, provided that this copyright notice appears on all such copies.

* *Corresponding author*

Address: Department of Agricultural Economics and Social Sciences (490b)
University of Hohenheim
70593, Stuttgart, Germany.
Phone: +49-711/459 26 02
Fax: +49-711/459 37 62
Email: vkrishna@uni-hohenheim.de

Acknowledgements: The authors gratefully acknowledge financial support of the United States Agency for International Development (USAID) for this research.

Estimating the Adoption of Bt Eggplant in India: Who Benefits from Public-Private Partnership?

1. Introduction

Over the last decade, transgenic crops have been adopted rapidly both in industrialized and developing countries (James, 2004). Yet, the range of transgenic technologies commercialized so far is still rather limited, with herbicide-tolerant soybeans, and insect-resistant Bt cotton and maize accounting for the lion's share of the total transgenic area. This narrow portfolio is largely due to the fact that the private sector, which concentrates on large lucrative markets, dominates the development and commercialization of transgenic crops. Under such conditions, there is the risk that certain technologies, which are of particular relevance for poor farmers, are not being developed (FAO, 2004). The situation is being aggravated by biotechnology acceptance problems and widespread public distrust against multinational corporations – factors which have increased the cost and time required to channel transgenic technologies through biosafety processes (Pray *et al.*, 2005, Qaim and Matuschke, 2005). More public research focusing on the problems of the poor and public-private partnerships are important to ensure an equitable biotechnology evolution in developing country agriculture (Zilberman and Graff, 2005). Although there are numerous examples of public-private research cooperation, none of these joint projects has yet led to a commercialized transgenic crop. Accordingly, there is still uncertainty as to who will actually benefit from public-private partnership and how institutional arrangements influence the outcome. The present paper analyzes such aspects for Bt eggplant in India, a technology which is being developed under a unique collaborative agreement.

In India, eggplant is often described as the *poor man's vegetable*, because it is popular amongst small-scale farmers and low-income consumers. Bt eggplant technology, which makes the plant resistant to the shoot and fruit borer, has been developed by the Maharashtra Hybrid Seed Company (MAHYCO), which is the biggest private company in the Indian market for eggplant hybrid seeds. The first Bt hybrids are likely to be commercialized in the near future. In addition, MAHYCO has shared its technology and know-how with public research institutes. With financial assistance of the Agricultural Biotechnology Support Project (ABSP) these institutes are now developing Bt open-pollinated varieties (OPVs) especially targeted at resource-poor farmers. The public-private partnership agreement might have a positive public relations effect for MAHYCO. However, although proprietary

Bt hybrids will probably have a head start of two or three years, the company's market share might shrink once Bt OPVs are going to be released. If many customers would substitute low-cost Bt OPVs for hybrids, the agreement would be associated with a high opportunity cost. Based on farm survey data collected in 2005, the present study projects the adoption profile of Bt eggplant hybrids and estimates farmers' willingness to pay (WTP) in the presence and absence of Bt OPVs. The analysis can help better understand the implications of public-private partnership and the underlying incentives for the parties involved.

The next section provides some background of the Indian eggplant sector and examines the importance of transgenic insect resistance. Preliminary results of the first field trials with Bt eggplant are also presented. Section 3 describes details of primary data collection, while farmers' WTP for Bt hybrids in the absence of Bt OPVs is analyzed in section 4. Section 5 analyzes socioeconomic characteristics determining farmers' preferences for Bt hybrids versus OPVs, and section 6 concludes and discusses policy implications.

2. Eggplant production sector of India and relevance of Bt technology

Eggplant (*Solanum melongena* L) is one of the most important vegetable crops in India, and the country is the second largest eggplant producer after China. The crop productivity is lower in the country compared to the world average, though the hybrid eggplants are gaining popularity. Extent of hybrid seed adoption is high in case of eggplant, compared to many other tropical vegetables of India. During 2003, extent of adoption of conventional hybrids in the overall Indian eggplant area was estimated to be around 20% (Source: Seed Association of India, New Delhi). High regional disparity is visible in the adoption rate, owing to a large number of factors, ranging from soil characteristics to state government policies. Among farmers in West Bengal and Orissa, the states accounting for more than 50% of the total eggplant area, the adoption of hybrid seeds is less than 10%. On the other hand, hybrids are widely cultivated in the South Indian states of Karnataka, Andhra Pradesh, and Maharashtra.

Though the crop is popular amongst small and marginal farmers, cultivation is often input intensive, especially with respect to insecticides (George *et al.*, 2002). Eggplant is infested by a dozen of insect pest species, among which the most serious and destructive one is the eggplant shoot and fruit borer

(ESFB), *Leucinodes orbonalis* Guen. (Ghosh *et al.*, 2003). ESFB larvae feed inside the shoots and fruits, retarding the vegetative growth and making the fruit unmarketable and unfit for human consumption. Due to its infestation, considerable economic loss is occurring during every crop season, adversely affecting both quality and quantity of crop output. Fruit damage as high as 92.5% and reduction in yield up to 60% have been reported (Mall *et al.*, 1992). Many wild species of *Solanum* were found resistant to ESFB infestation, but attempts to cross eggplant with its wild relatives to impart resistance had only limited success so far (Collonnier *et al.*, 2001). While integrated management strategies are able to reduce borer infestation up to 30%, being labour intensive and complex, they are not popular among farmers. As a result, farmers lean heavily on chemical methods for ESFB control, and the pest has been subjected to heavy selective pressures by different groups of chemical insecticides. Due to resistance development, many insecticides – including synthetic pyrethroids – were found to become less effective against ESFB over time (Ali, 1994). Apart from the financial cost associated with high and increasing insecticide applications, there are negative externalities, including environmental pollution, effects on non-target organisms, secondary pest outbreaks, resurgence of target pests, and danger to human health (Wilson and Tisdell, 2001). Food consumers also experience real income losses, because pest damage and high production costs entail an increase in market prices (Talekar, 2002). In this connection, Bt eggplant technology developed by MAHYCO promises to increase farmer and consumer welfare to a substantial degree. The first Bt hybrids could be commercially released in 2006. Transgenic OPVs, which are being developed by institutes of the Indian Council of Agricultural Research (ICAR) in collaboration with MAHYCO, could follow in 2008 or 2009.

A first set of multi-location field trials with five Bt eggplant hybrids was carried out by MAHYCO during 2004-05. In these trials, Bt hybrids were grown next to non-Bt counterparts and other conventional checks. We have analyzed data from 9 trials in 7 states in order to get an impression of the agronomic effects of Bt technology. Although the limited number of trials is insufficient to make broad generalizations about the technology's impacts, the results suggest a sizeable yield increase and a considerable reduction in insecticide quantities used against ESFB (Figure 1). The yield advantage is due to the fact that ESFB pressure is exceptionally high in India, and chemical control measures alone are not able to avoid significant crop damage. Similar results were obtained for Bt cotton field trials in India (Qaim and Zilberman, 2003).

3. Data for Analysis

An interview-based farm survey was implemented between February and May 2005. During the survey, a total of 360 eggplant farmers were visited and interviewed in three major eggplant-producing states of India – Andhra Pradesh, Karnataka, and West Bengal. Together these three states account for 36% of the total eggplant area in India and contribute 42% of total production (NHB, 2003). States, districts, and taluks were selected in close interaction with local experts. Within the identified taluks, villages and farmers were selected randomly from complete lists of eggplant growers. A census of eggplant growers in India does not exist, so that a comparison of survey data with official statistics is not possible. However, based on expert assessments, the survey can be considered as representative for the major eggplant-growing regions of India. The survey concentrated on input-output relationships in eggplant production and information needed to forecast productivity and future technology adoption. Questions on farmers' WTP for Bt hybrids and OPVs and on household characteristics were included. The primary insights from the field trials were helpful to formulate the WTP questions.

4. Farmers' WTP for Bt hybrids

As indicated in earlier studies (George *et al.*, 2002; Rashid *et al.*, 2003), eggplant is being cultivated in South Asia using excessive quantities of plant protection chemicals. In our survey, farmers were spending Rs.3,570/acre (1 US\$ = Rs. 44) on insecticides, 64% of which was intended to control ESFB. On average, for a crop of 180 days 2.5kg/acre of active ingredient were applied in 30 sprays. Farmers were well-aware of associated health-hazards and negative externalities: 25% had experienced one or more forms of health impairments associated with agro-chemical use during the last crop season. Despite the heavy dosage and frequent application, crop losses are high. According to own statements, farmers suffered revenue losses of 11,250/acre because a certain part of their harvest was unmarketable due to ESFB infestation. Actual losses might still be higher, because pest larvae also damage the plants' shoots. Against this background, the positive impact of Bt technology in India could be sizeable, so that farmers' WTP for Bt hybrids is hypothesized to be significant higher than the current price of hybrid seeds.

To elicit eggplant farmers' WTP for Bt hybrid seeds, the contingent valuation (CV) method was employed. The dichotomous choice (DC) approach was used; this is generally superior to an open-ended format, as it confronts respondents with a more market-like situation (Bateman *et al.*, 2002). Bt

eggplant technology was explained in detail to all farmers, before they were asked whether they would be willing to use Bt hybrids at a certain price level. Price bids were varied across questionnaires, ranging from Rs.1000/acre, the average price of conventional hybrids, to 8000/acre, which was determined in a smaller pilot survey. Depending on the answer, a second bid was given: for “yes” respondents the second bid was higher, and for “no” respondents it was lower than the first bid. The exact magnitude of the second bid was also randomly assigned to the questionnaires. Such a double bounded dichotomous choice (DBDC) model was shown to be statistically more efficient than a single bounded approach (Hanemann *et al.*, 1991).

To get realistic WTP estimates in CV studies, the reference (*status quo*) and target levels (state of the world with the proposed change) of each attribute of interest should be clearly described to the respondent (Bateman *et al.*, 2002). In the present study, farmers were clearly detailed about the probable benefits of Bt eggplant through reduction in both pesticide use as well as reducing the uncontrolled yield loss due to ESFB infestation. Insights from the first MAHYCO field trials were used for formulating the description on potential benefits, whereby the trial results were adjusted to reflect the situation in farmers’ fields more realistically: farmers were told that Bt hybrids would allow a reduction in insecticide use against borers by around 75% and yield increases by around 40% over conventional hybrids. They were also informed that own reproduction of Bt hybrids is not possible, so that seeds have to be bought every year.

For the purpose of analysis, respondents were categorized in four response groups according to their answer to the two sequential bids. The probabilities for observing each group can be specified as:

$$\begin{aligned}
 (1) \quad & Prob(\text{yes/yes}) = Prob(WTP \geq P^H) \\
 & Prob(\text{yes/no}) = Prob(WTP \geq P^H) - Prob(WTP \geq P^*) \\
 & Prob(\text{no/yes}) = Prob(WTP \leq P^*) - Prob(WTP \leq P^L) \\
 & Prob(\text{no/no}) = Prob(WTP \leq P^L)
 \end{aligned}$$

where P^* , P^L and P^H denote initial price bid, lower price bid and higher price bid, respectively. Correspondingly, the log-likelihood function for this WTP model is,

$$\begin{aligned}
 (2) \quad \ln L = & \sum_{i=1}^n I^{YY} \ln[1 - \Phi(\frac{P^H - \beta'x}{\sigma})] + I^{YN} \ln[\Phi(\frac{P^H - \beta'x}{\sigma}) - \Phi(\frac{P^* - \beta'x}{\sigma})] \\
 & + I^{NY} \ln[\Phi(\frac{P^* - \beta'x}{\sigma}) - \Phi(\frac{P^L - \beta'x}{\sigma})] + I^{YY} \ln[\Phi(\frac{P^L - \beta'x}{\sigma})]
 \end{aligned}$$

where, the I symbols denote binary indicator variables for the four response groups. The coding of our likelihood model allows one to estimate β directly, and the coefficients can be interpreted as the marginal effects of the x variables on WTP in rupee terms.

Current farming practices are expected to influence farmers' WTP for new technology. For example, the higher the cost saved in chemical control due to Bt technology, the greater would be the WTP for it. Hence, a positive relationship between current insecticide use against ESFB and WTP can be anticipated. The influence of current adoption of hybrid seeds could be in both directions. For farmers who currently use OPVs of eggplant and mostly rely on farm-saved seeds, the adoption of Bt hybrids would imply a more drastic change. On the other hand, the potential increase in yield would be higher for current OPV growers, because the Bt yield effect would come in addition to hybrid vigor.

Along with these farming variables, a number of socioeconomic factors, such as farm size, land tenure status, credit availability, income, education and age, are expected to have a bearing on the WTP. Knowledge about existing Bt technology in Indian agriculture (Bt cotton), according to the perceived economic benefit, could positively or negatively influence the farmers decision to adopt Bt eggplant. These variables are described in Table 1, along with the maximum-likelihood estimation results of the DBDC model,

While hybrid adoption does not have a significant effect on WTP for Bt hybrids, insecticide expenditures increase the WTP significantly. For each Rs.1000 that the farmer spends on insecticides against ESFB his WTP for Bt hybrids increases by Rs.135. Similar observations on positive influence of insecticide use in farmers WTP for Bt technology were made by Payne *et al.* (2003), and Qaim and de Janvry (2003). There has been an active debate whether the land tenure system constrains technology adoption. In a seminal review paper, Feder *et al.* (1985) showed that in many cases tenant farmers were initially reluctant to adopt new varieties of seed, due to risk considerations. Also in our study, farmers cultivating eggplant on the leased-in land were willing to pay Rs.1,017 /acre less than those cultivating on owned land. Farm size, on the other hand, does not seem to have a significant effect, since Bt technology is neutral in scale. Yet, the income situation matters: on average, an additional Rs.1000 in per-capita income increases the WTP for Bt hybrids by Rs.71/acre.

The household size has a positive effect, indicating that farmers having larger households can associate higher utility to Bt eggplant hybrids than those having smaller households. To some extent,

household size proxies the family labour availability, shortage of which usually explains non-adoption of labour intensive technologies (Feder *et al.*, 1985). The eggplant farm survey reveals that on average, labour cost was Rs.1,522/acre on borer management (both insecticide application and removal of infested fruits and twigs), whereas Rs.5,350/acre was the labour cost on harvesting and marketing.¹ Reduction of insecticide use against ESFB by 75% and increase in yield by 40% would result in a net positive demand of labour worth Rs.998/acre after Bt hybrid adoption. This means that, Bt eggplant could turn to be more labour intensive than a conventional crop, as was also observed by Qaim (2003) for Bt cotton in India. Age and education were found to be insignificant in the model. But the major source of information for eggplant farming matters: farmers depending mostly on private dealers for advice are willing to pay Rs.998 more than others. The role of information in the adoption of new technologies has been investigated extensively in the literature (e.g., Marra *et al.*, 2001). Knowledge on the existence of Bt cotton was found to have a relatively big positive effect on WTP for Bt eggplant hybrids, indicating that farmers consider the impact of Bt cotton to be positive. Regional disparity in the WTP was also found highly significant: farmers in Andhra Pradesh and West Bengal are respectively willing to pay Rs. 1,215 and Rs. 2,700 more for Bt eggplant hybrids than their counterparts in Karnataka. This is probably due to the higher ESFB pressure and greater importance of eggplant in the farming system of Andhra Pradesh and West Bengal.²

Based on these estimates, we calculated the mean WTP for Bt hybrids, inserting average values of the explanatory variables at Rs.4642/acre (US\$ 106). This is more than four times the price of conventional hybrids, and still much more than the current average seed cost of Rs.440/acre over all seed sources. Nonetheless, the value is not unrealistically high. The estimated cost of ESFB infestation, as the sum of insecticide expenditure, labor for spraying, and losses due to fruit damage, amounts to around Rs. 15,000/acre. Although Bt technology will not eliminate the entire cost, the big economic damage caused by ESFB puts the WTP for Bt hybrids into perspective. The estimated share of farmers adopting Bt hybrids at different price levels is depicted in Figure 2. Strikingly, the demand curve of current hybrid growers is very similar to that of current OPV growers. This suggests that MAHYCO will be able to increase its market share, as a significant number of OPV growers is likely to convert to hybrid seeds, once Bt technology is introduced. MAHYCO has not yet determined its sales price of Bt eggplant seeds. Since the market for conventional eggplant hybrids is competitive, the

¹ These figures include the imputed cost of family labour at the prevailing wage rate.

² Eggplant plot size in the gross cropped area was 8.8% in Karnataka, while it was 17 and 10% in Andhra Pradesh and West Bengal respectively (Source: primary data collection).

current price of around Rs. 1000/acre should more or less reflect the marginal cost of seed production. Hence, there is a relatively wide range of prices where MAHYCO can achieve a sizeable monopoly rent for its Bt technology and still leave farmers with ample benefits of adoption.

5. Adoption of Bt hybrids in presence of Bt OPVs

Once Bt OPVs enter the Indian seed market after a small delay, the adoption process will probably become more complicated. Farmers will have three options: (i) adopting Bt hybrids, (ii) adopting Bt OPVs, and (iii) non-adoption of the technology. Bt hybrids are expected to have achieved some popularity in the market before Bt OPVs are introduced two or three years later. As field trials with Bt OPVs have not been carried out so far, it is difficult to determine their exact performance. It is likely that their yield levels will be somewhat lower than that of Bt hybrids, but the insecticide reduction effect is expected to be of equal magnitude. To elicit farmers' preferences in this changed scenario a simple choice experiment was implemented. The first bid of the earlier DBDC question was used as the price bid for Bt hybrids, Then, a new price bid for Bt OPVs was added as another alternative together with explanations of the advantages and disadvantages of this new option. Random price bids of Bt OPVs were ranging from Rs. 60/acre, the average cost of conventional OPVs, to Rs. 350. Farmers' choices for one of the three options were analyzed by using a multinomial logit model, which allows us to study the socioeconomic determinants of technology adoption. A similar approach has also been used by different authors in the context of ex-post adoption studies (e.g., Barham *et al.*, 2004).

Our estimation results are presented in Table 2. Apart from the individual price bids for Bt hybrid and OPVs, which enter the model, variable definitions are the same as those in Table 1. Unsurprisingly, higher prices of Bt hybrids reduce the probability of their adoption, while the price of Bt OPVs does not have a significant impact on Bt hybrid adoption. However, the Bt OPV price is critically important in differentiating the Bt OPV adopters over non-adopters. Although Bt OPVs can be reproduced by farmers, initial procurement costs seem to influence their popularity. As in the DBDC model, the level of insecticide use against ESBF increases the probability of Bt adoption, and farmers, who currently spend high amounts on insecticides obviously prefer Bt hybrids over lower-cost Bt OPVs. Interestingly, current use of hybrids does not increase the probability of Bt hybrid adoption, but it makes complete non-adoption unlikely. Tenant farmers seem to prefer Bt OPVs over hybrids, while farm size has the opposite effect: larger farmers are more likely to adopt Bt hybrids over OPVs. The

same holds true for richer farmers and for households with a higher share of off-farm income. These results clearly underline the social relevance of developing Bt OPVs as *pro-poor* seeds for resource-poor smallholders. If Bt technology were to be introduced only in hybrids, it is likely that a considerable share of resource-poor farmers would have problems in accessing the technology.

As in the DBDC model, larger households show a higher probability of adopting Bt technology, and they prefer Bt hybrids over OPVs. As Bt hybrids are probably higher yielding than Bt OPVs, they are also more labor intensive, so that the availability of family labor is an advantage. Unlike the DBDC model, education has a significant impact on Bt hybrid adoption. Farmers depending on the public extension service for information are showing a higher propensity to adopt Bt OPVs over hybrids, which is not surprising, because Bt OPVs will be supplied through the public agricultural network. Knowledge on Bt cotton increases the farmers' preference for Bt eggplant hybrids, at the same time making Bt OPV adoption more unlikely. The latter result is somewhat surprising, but it should be mentioned that Bt cotton technology in India is only available in hybrids.

The question whether farmers' WTP for Bt hybrids would change significantly after the introduction of Bt OPVs is of particular importance from the point of view of the private sector. If the market for Bt hybrids would fade, the incentive for companies to engage in future public-private partnerships would certainly shrink. To estimate the mean WTP for Bt hybrids in the presence of Bt OPVs, the non-parametric Turnbull estimator was employed. The Turnbull estimator has emerged as a popular distribution-free alternative to standard parametric approaches (Haab and McConnell, 2002; Crooker and Herriges, 2004). The analytical procedure of the Turnbull model is detailed in Appendix I. In our context, a comparison is made between farmers' elicited responses to the first bid in the DBDC question, i.e. without Bt OPVs (*Situation 0*) and the multiple option format with Bt OPVs (*Situation 1*).

Estimation details are shown in Table 3 and the resulting mean WTP estimates are presented in Table 4. In the absence of Bt OPVs, the mean WTP is similar to the previous and more efficient results of the DBDC model. With Bt OPVs the WTP for Bt hybrids decreases to Rs. 2,831/acre, with the difference of Rs.1500 being statistically significant. This implies that MAHYCO will have to adjust the price for Bt hybrid seeds downward, in order not to lose a large share of its market. Yet the mean WTP for Bt hybrids will still be much higher than the price of conventional hybrids, so that the potential to attain a sizeable innovation rent remains. Furthermore, Bt hybrids will have a time advantage over Bt OPVs,

and the more efficient private seed delivery system is likely to lead a more rapid adoption of Bt hybrids.

Figure 3 reports estimated technology adoption rates with and without the existence of Bt OPVs. The share of farmers adopting was calculated at mean bid levels from the interviews. When no Bt OPVs are available, 51% of the farmers would adopt Bt hybrids at the mean bid of Rs.4,523/acre. This proportion would be reduced to 31% when Bt OPVs are sold at Rs.197/acre. Although this reduction is significant, the market share would still be bigger than MAHYCO's current share in the eggplant seed market: in our sample, 28% of all farmers reported to use MAHYCO seeds. Of the 49% initial non-adopters of Bt hybrids, the majority would adopt low-priced Bt OPVs. In total, only 14% of all eggplant growers would not adopt Bt at all when the technology is available in hybrids and OPVs. Of course, these numbers should not be over-interpreted, since the exact technology performance and pricing policies are still unknown.

6. Conclusions

Bt eggplant technology is expected to bring about significant productivity growth in the Indian eggplant sector. Bt hybrids are currently being tested in the field and will be commercialized by the private company MAHYCO in the near future. The farmers' mean WTP for Bt hybrids was found to be more than four times the current price of conventional hybrids, which leaves ample scope for both MAHYCO and the farmers to profit from the technology. Apart from Bt eggplant hybrids, Bt OPVs will be commercialized after some delay, as MAHYCO has shared its technology with the public sector to target resource-poor farmers. We have analyzed the implications of this collaborative agreement for technology adoption.

Larger and richer farmers generally prefer to adopt Bt hybrids, whereas resource-poor farmers would opt for Bt OPVs, once these become available. Hence, the development of Bt OPVs under the public-private partnership is indeed an important means to promote equitable technology development in the Indian eggplant sector. However, because a clear segmentation between hybrid and OPV markets is not possible, this will also affect MAHYCO's potential to market its technology. Farmers' mean WTP for proprietary Bt hybrids decreases by 35%, once cheaper Bt OPVs become available. Accordingly, the company might have to lower its price in order not to lose too much of its market. Nonetheless, the mean WTP will remain almost three times higher than the current price of conventional hybrid seeds,

so that there is still sufficient potential to attain a sizeable innovation rent. Also, it should not be underestimated that public-private partnership might facilitate technology approval processes for proprietary technologies. In India, in particular, biosafety procedures are often highly politicized, with technology critics trying to block technologies developed by the private sector. This can lead to serious delays and costly additional testing requirements. Involvement of the public sector might somewhat rationalize the process and reduce widespread reservations against private biotechnology and seed companies.

In conclusion, innovative models of public-private partnership, like the one analyzed here, can be beneficial for all parties involved: the private sector, which improves its image and can reduce the cost and hurdles of technology approval processes; the public sector, which gets access to proprietary technologies and know-how; and farmers, who receive productivity-enhancing transgenic seeds at affordable prices, including varieties that are suitable for the poor. More political effort and financial support are needed to make such types of collaborative agreements successful on a larger scale.

References:

- Ali, M.I., 1994, Circumstantial Evidence Supports Insect Resistance in Bangladesh. *Resistance Pest Management*, **6**(1). <http://www.msstate.edu/Entomology/v6n1/spring94.html>
- Barham, B.L., Foltz, J.D., Moon, S., and Jackson-Smith, D., 2004, A comparative analysis of recombinant bovine somatotropin adoption across major U.S. dairy regions. *Review of Agricultural Economics*, **26**(1): 32-34.
- Batman, I.A., Carson, R.T., Day, B., Hanemann, M., Hanley, N., Hett, T., Jones-Lee, M., Loomes, G., Mourato, S., Özdemiroglu, E., Pearce, D.W., Sugden, R., and Swanson, J., 2002, *Economic valuation with stated preference techniques: a manual*. Cheltenham, U.K: Edward Elgar.
- Crooker, J.R., and Herriges, J.A., 2004, Parametric and semi-nonparametric estimation of willingness-to-pay in the dichotomous choice contingent valuation framework. *Environmental and Resource Economics*, **27**: 451-480.
- Collonnier, C., Fock, I., Kashyap, V., Rotino, G.L., Daunay, M.C., Lian, Y., Mariska, I.K, Rajam, M.V., Servaes, A., Ducreux, G., and Sihachakr, D., 2001, Applications of biotechnology in eggplant. *Plant Cell, Tissue and Organ Culture*, **65**(2): 91-107.
- FAO, 2004, *The state of food and agriculture; Agricultural Biotechnology: Meeting the needs of the Poor?* Rome: Food and Agricultural Organization of the United States.
- Feder, G., Just, R.E., and Zilberman, D., 1985, Adoption of agricultural innovations in developing countries: A survey. *Economic Development and Cultural Change*, **33**(2):255-298.
- George, S., Singh, H.S., and Naik, G., 2002, Brinjal shoot and fruit borer (*Leucinodes orbonalis*) status in coastal districts of Orissa. In *Resources management in plant protection during twenty first century*, Plant protection association of India, Hyderabad, India.

- Ghosh, S.K., Laskar, N., and Senapati, S.K., 2003, Estimation of loss in yield of brinjal due to pest complex under Terai region of West Bengal. *Environment and Ecology*, **21**(4): 764-769.
- Haab, T.C., and McConnell, K.E., 2002, *Valuing environmental and natural resources: the econometrics of non-market valuation*, Cheltenham, UK: Edward Elgar.
- Hanemann, M., Loomis, J., and Kanninen, B., 1991, Statistical efficiency of double bounded dichotomous choice contingent valuation. *American Journal of Agricultural Economics*, **73**: 1255-63.
- James, C., 2003, Global status of commercialized transgenic crops: 2003. ISAAA Briefs, No. 7., International Service for the acquisition of agri-biotech applications, Ithaca, NY.
- Mall, N.P., Pande, R.S., Singh, S.V., and Singh, S.K., 1992, Seasonal incidence of insect pests and estimation of losses caused by shoot and fruit borer on brinjal. *Indian Journal of Entomology*. **54**(3): 241-247.
- Marra, M.C., Hubbell, B.J., and Carlson, G.A., 2001, Information quality, technology depreciation and Bt cotton adoption in the Southeast. *Journal of Agricultural and Resource Economics*, **26**(1): 158-175.
- NHB, 2003, *Indian horticulture database 2003*, National Horticulture Board, Gurgaon, India.
- Payne, J., Fernandez-Cornejo, J., and Daberkow, S., 2003, Factors affecting the likelihood of corn rootworm Bt seed adoption. Paper presented at the Western Agricultural Economics Association Annual Meeting at Denver, CO, July 13-16, 2003.
- Pray, C. E. and Naseem, A., 2003, *The Economics of Agricultural Biotechnology Research*. ESA Working Paper No. 03-07. Rome: Food and Agricultural Organization of the United States.
- Qaim, M., 2003, Bt cotton in India: field trial results and economic projections. *World Development*, **21**(12): 2115-2127.
- Qaim, M., and Zilberman, D., 2003, Yield effects of genetically modified crops in developing countries. *Science*, **299**: 900-02.
- Qaim, M., and de Janvry, A., 2003, Genetically modified crops, corporate pricing strategies, and farmers' adoption: the case of Bt cotton in Argentina. *American Journal of Agricultural Economics*, **85**(4): 814-828.
- Qaim, M., and Matuschke, I., 2005, Impacts of genetically modified crops in developing countries: a survey. *Quarterly Journal of International Agriculture*, **44**(3): 207-227.
- Rashid, M.A., Alam, S.N., Rauf, F.M.A., and Talekar, N.S., 2003, *Socioeconomic parameters of eggplant pest control in Jessore district of Bangladesh*. Technical Bulletin (No. 29), Asian Vegetable Research Station, Shanhua, Taiwan.
- Talekar, N.S., 2002, *Controlling eggplant shoot and fruit borer: a single safe and economical approach*. International cooperators guide. Asian Vegetable Research and Development Centre, Shanhua, Taiwan.
- Wilson, C., and Tisdell, C., 2001, Why farmers continue to use pesticides despite environmental, health and sustainability costs. *Ecological economics*, **39**: 449-462.
- Zilberman, D., and Graff, G., 2005, IPR innovation and the evolution of biotechnology in developing countries. *Quarterly Journal of International Agriculture*, **44**(3): 247-266.

Table 1.
Variable definitions, measurement and estimated WTP model for Bt eggplant hybrids
(N = 360)

Variables	Description	Mean (Std. deviation)	Coefficient (Std. error)
Hybrid	1 if farmer cultivated hybrid eggplant during the previous season, 0 otherwise	0.43	0.673 (0.711)
Insecticides	Expenditure on chemical insecticides against ESFB infestation during the previous season in '000 Rs/acre.	3.11 (7.99)	0.135*** (0.047)
Health hazard	1 if farmer or his family members suffer from health hazard due to insecticide application; 0 otherwise	0.25	0.495 (0.537)
Leased-in	1 if eggplant was cultivated in the leased-in land, 0 otherwise	0.23	-1.096** (0.572)
Farm size	Size of farm owned by the household in acres	4.13 (4.63)	0.091 (0.059)
PCAI	Per capita annual income of household in '000 Rs.	17.18 (22.98)	0.105*** (0.028)
Square of PCAI			-0.001*** (0.000)
Off-farm income	Share of household income from off-farm sources ranging from 0-1.	0.14 (0.23)	-0.094 (0.911)
Credit	1 if farmer depended on external credit for eggplant cultivation, 0 otherwise	0.21	0.322 (0.577)
Age	Chronological age of the farmer years	40.03 (12.59)	-0.011 (0.018)
Household size	Number of members in the household	5.97 (3.12)	0.204*** (0.079)
Education	Formal education attained by the farmer in years of schooling	6.40 (5.12)	0.055 (0.045)
Extension	1 if farmer acknowledged formal extension network as a major source of information, 0 otherwise	0.26	-0.206 (0.501)
Dealer	1 if farmer acknowledged input dealer(s) as a major source of information, 0 otherwise	0.76	0.998** (0.516)
Media	1 if farmer acknowledged public media as a major source of information, 0 otherwise	0.21	0.702 (0.538)
Bt cotton	1 if the farmer knew about Bt cotton, 0 otherwise	0.06	1.847** (0.969)
Andhra Pradesh	1 if farmer was from Andhra Pradesh, 0 otherwise	0.33	1.094 (0.784)
West Bengal	1 if farmer was from West Bengal, 0 otherwise	0.33	2.651*** (0.878)
Intercept			-0.993 (1.268)
Log-likelihood			-447.66
χ^2 value			93.71
Estimated mean WTP (Rs/acre) [#]			4641.51 (118.04)

Dependent variables are in '000 rupees and coefficients can directly be interpreted as marginal effects.

*, **, *** Statistically significant at least at 0.10, 0.05 and 0.01 levels, respectively

[#] 1 US\$ = Rs.44. (mean WTP = US\$ 106)

Table 2.
Multinomial logit analysis of factors influencing the Bt eggplant adoption

Variables	Coefficient (std. error)		
	Bt hybrid – Bt OP variety	Bt hybrid – Non-adoption	Bt OP variety – Non-adoption
Bt hybrid seed price [#]	-0.199 ^{***} (0.070)	-0.158 [*] (0.095)	0.041 (0.088)
Bt OPV seed price ^{###}	2.317 (1.726)	-2.584 (2.447)	-4.901 ^{**} (2.293)
Hybrid	-0.324 (0.496)	0.953 (0.615)	1.277 ^{**} (0.565)
Insecticides	0.073 ^{***} (0.022)	0.309 ^{**} (0.128)	0.236 [*] (0.127)
Health hazard	-0.375 (0.364)	0.496 (0.616)	0.871 (0.588)
Leased-in	-0.838 [*] (0.465)	-0.771 (0.594)	0.067 (0.525)
Farm size	0.074 [*] (0.039)	0.068 (0.072)	-0.006 (0.069)
PCAI	0.042 ^{**} (0.021)	0.088 ^{***} (0.031)	0.046 (0.029)
Square of PCAI	-3.02E-04 [*] (1.69E-04)	-5.50E-04 ^{***} (2.00E-04)	-2.47E-04 [*] (1.48E-04)
Off-farm income	1.248 [*] (0.641)	-0.721 (0.851)	-1.968 ^{**} (0.822)
Credit	0.407 (0.401)	0.170 (0.510)	-0.237 (0.492)
Age	0.004 (0.013)	-0.003 (0.017)	-0.007 (0.016)
Household size	0.092 [*] (0.049)	0.259 ^{***} (0.100)	0.168 [*] (0.098)
Education	0.076 ^{**} (0.036)	0.084 [*] (0.049)	0.007 (0.046)
Extension	-0.706 [*] (0.367)	0.034 (0.504)	0.740 (0.473)
Dealer	0.704 [*] (0.395)	0.192 (0.485)	-0.512 (0.448)
Media	0.336 (0.365)	0.326 (0.571)	-0.010 (0.536)
Bt cotton	2.431 ^{***} (0.844)	0.114 (0.794)	-2.316 ^{**} (1.024)
Andhra Pradesh	1.741 ^{***} (0.556)	0.569 (0.724)	-1.172 [*] (0.664)
West Bengal	-0.069 (0.619)	1.725 ^{**} (0.884)	1.794 ^{**} (0.787)
Intercept	-3.415 ^{***} (1.030)	-2.849 ^{**} (1.452)	0.567 (1.329)

Log-likelihood function: -260.22, Chi²(40): 176.78 (significant at 0.01 level).

*, **, *** Statistically significant at least at 0.10, 0.05 and 0.01 levels, respectively

[#] Price bid against which the farmer was asked to elicit their willingness to adopt Bt hybrid in presence of Bt OPVs in 000 Rs. (Mean: 4.523 ±2.139)

^{###} Price bid against which the farmer was asked to elicit their willingness to adopt Bt OPVs in presence of Bt hybrids in 000 Rs. (Mean: 0.197 ±0.084)

Table 3.
Turnbull estimates of willingness to adopt Bt hybrids

Upper bound for bid intervals (Rs.)	Number of farmers asked to elicit their response (T _j)	Situation 0: only Bt hybrids		Situation I : Bt hybrids and OPVs	
		Number of 'NO' responses (N _j)	N _j /T _j	Number of 'NO' responses (N _j)	N _j /T _j
1000	21	6	0.286	10	0.476
1500	21	7	0.333	11	0.524
2000	27	14	0.519	17	0.630
2500	24	10	0.417	17	0.708
3000	27	11	0.407	21	0.778
3500	23	11	0.478	15	0.652
4000	24	13	0.542	16	0.667
4500	25	11	0.440	18	0.720
5000	23	14	0.609	16	0.696
5500	26	12	0.462	16	0.615
6000	24	13	0.542	18	0.750
6500	24	13	0.542	18	0.750
7000	23	13	0.565	18	0.783
7500	22	15	0.682	19	0.864
8000	26	15	0.577	18	0.692
8000+	--	--	1.000	--	1.000

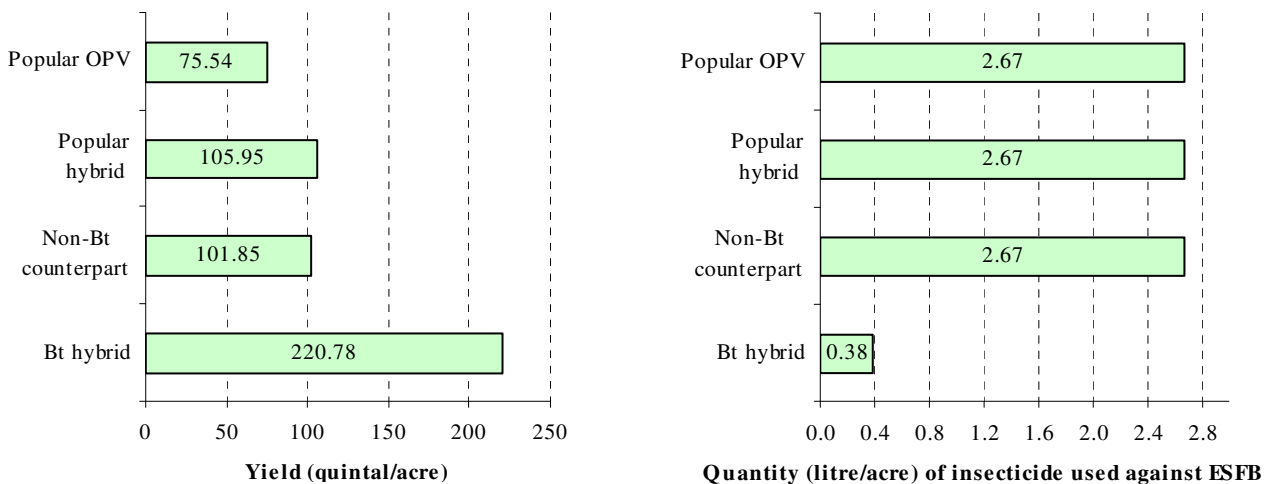
Table 4.
WTP (lower bound) for Bt hybrids in the presence and absence of Bt OPVs

	Estimated WTP (Rs./acre) [#]		Difference in mean WTP
	Situation 0	Situation I	
Mean	4331.90	2831.41	1500.49*
Standard error	156.80	139.18	

* Statistically significant at 0.01 level

1 US\$ ≈ Rs.44

Figure 1.
Impact of Bt hybrids on insecticide use and yield (N = 9)



Source: Data from MAHYCO field trials in 2004-05.

Figure 2.
Estimated percentage of farmers adopting Bt eggplant at different price levels

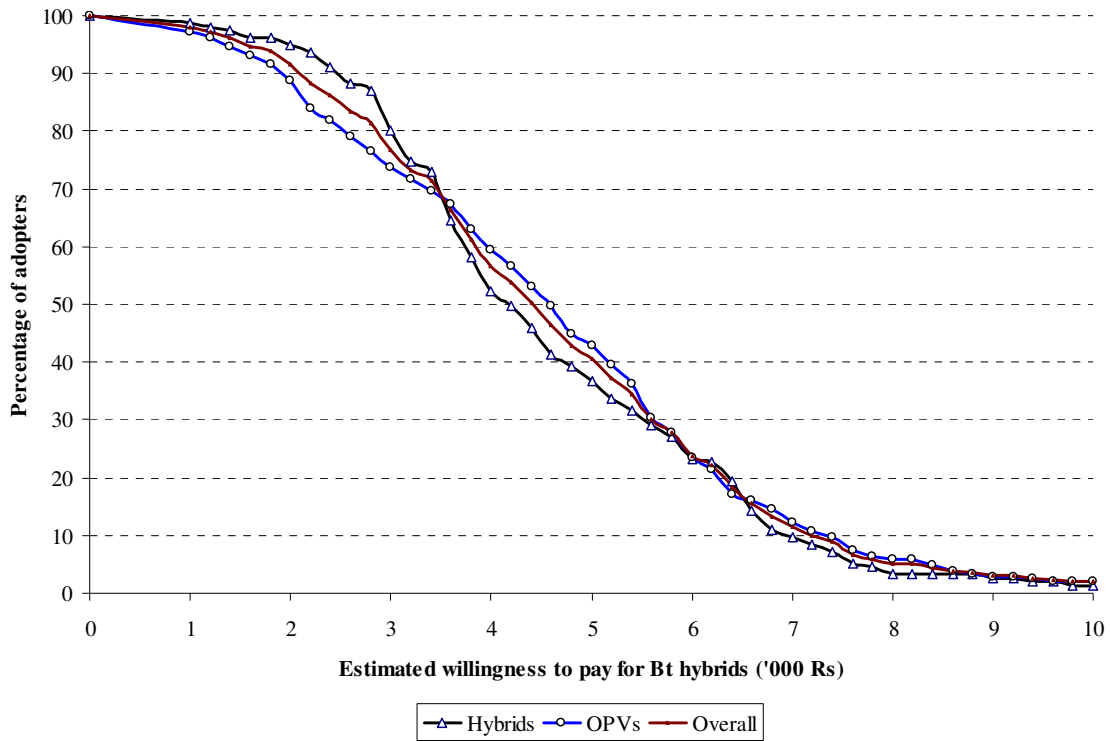
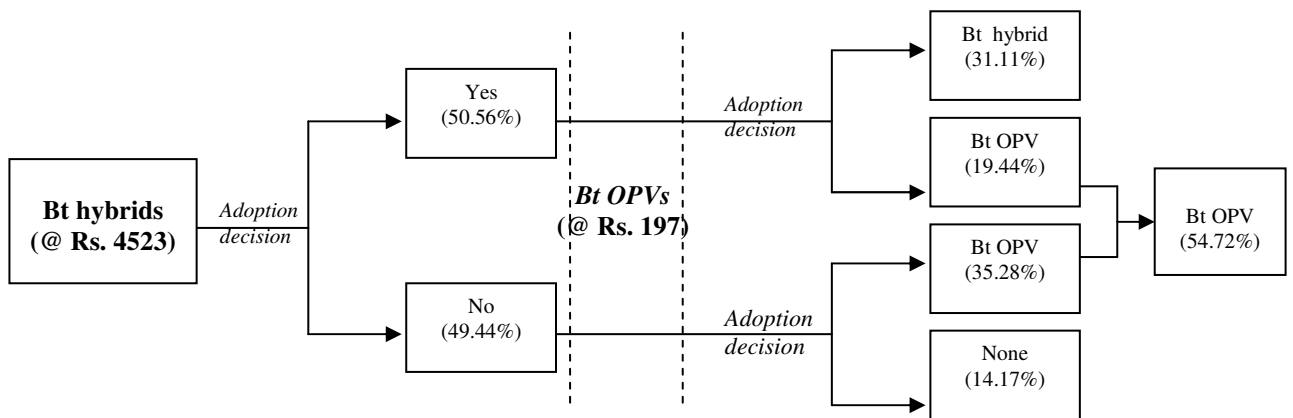


Figure 3.
Estimated adoption rates at mean price bids for Bt hybrids and OPVs (N = 360)



Appendix I

Turnbull estimation of WTP - Methodology

Turnbull estimator is based on the fact that a dichotomous choice CV response provides a single observation on the outcome of a Bernoulli trial where the probability of success (“YES”) for a bid value of B_k is given by,

$$(A1.1) \quad \text{Prob}(WTP > B_k) = 1 - F_w(B_k) = 1 - F_k$$

where, $F_w(\cdot)$ denotes the cumulative density function of WTP and $F_k \equiv F_w(B_k)$. If T_k denotes the number of individuals that face the same bid level, B_k and N_k denotes the number who respond “NO”, then Haab and McConnell (2002, pp. 62-32) show that the maximum likelihood estimate of F_k is given by,

$$(A1.2) \quad F_k = N_k/T_k$$

The Turnbull estimator takes this simple analysis one step further by imposing the monotonicity assumption that $F_k \leq F_{k+1}$ if $B_k \leq B_{k+1}$. This is accomplished by pooling adjacent cells that violate the monotonicity assumption. That is, for all adjacent cells such that $F_k > F_{k+1} > \dots > F_{k+s}$, the maximum likelihood estimates in (A1.2) are replaced by,

$$(A1.3) \quad F_{k,s}^* = \frac{\sum_{l=k}^{k+s} N_l}{\sum_{j=k}^{k+s} T_j}, \text{ otherwise, } F_k^* = F_k.$$

Given this information, one can construct a lower bound on the mean WTP (\overline{WTP}_{LB}) using

$$(A1.4) \quad \overline{WTP}_{LB} = \sum_{k=1}^K B_k (F_{k+1}^* - F_k^*)$$

Similarly, the variance $V(\overline{WTP}_{LB})$ can be found out as

$$(A1.5) \quad V(\overline{WTP}_{LB}) = \sum_{k=1}^K \frac{F_k^* (1 - F_k^*)}{T_k^*} \cdot (B_k - B_{k-1})^2$$

The comparison of mean WTP for Bt hybrids in the presence (Situation 1) and absence (Situation 0) of Bt OPVs is examined under the null hypothesis that the difference between the means is zero. The statistic for finding the statistical significance of the comparison is,

$$(A1.6) \quad \frac{\overline{WTP}_{LB}^0 - \overline{WTP}_{LB}^1}{\sqrt{V^0 + V^1}}$$

and is normally distributed with mean zero and variance 1. The superscripts 0 and 1 stand for Situation 0 (with out Bt OPVs) and Situation 1 (with Bt OPVs).