



AgEcon SEARCH
RESEARCH IN AGRICULTURAL & APPLIED ECONOMICS

The World's Largest Open Access Agricultural & Applied Economics Digital Library

This document is discoverable and free to researchers across the globe due to the work of AgEcon Search.

Help ensure our sustainability.

Give to AgEcon Search

AgEcon Search
<http://ageconsearch.umn.edu>
aesearch@umn.edu

*Papers downloaded from **AgEcon Search** may be used for non-commercial purposes and personal study only. No other use, including posting to another Internet site, is permitted without permission from the copyright owner (not AgEcon Search), or as allowed under the provisions of Fair Use, U.S. Copyright Act, Title 17 U.S.C.*

California Department of Food and Agriculture

Agricultural Commissioners' Crop Reports

Amador County

2005-2009

California County Agricultural Commissioners' Reports from the California Department of Food and Agriculture. This collection consists of annual crop and livestock data from each of the 58 California Counties. The collection covers 1915-1981; digitization of the rest of the collection is forthcoming.

This digitization project was funded by the Giannini Foundation of Agricultural Economics,
<http://giannini.ucop.edu/> .

The work was completed by the staff of the Giannini Foundation Library, University of California, Berkeley, <http://are.berkeley.edu/library/> . **Please contact the Library to consult the originals.**

2005 Amador County



Agricultural Crop & Livestock Report

Cover photo is courtesy of Jim Laughton. It is the first electric chainsaw in Amador County.



June 7, 2006

A.G. Kawamura, Secretary
California Department of Food and Agriculture
and
The Honorable Board of Supervisors
County of Amador

In accordance with Section 2279 and 2272 of the California Food and Agricultural Code, I am pleased to present the 2005 Crop and Livestock Report of Agricultural Production and Report of Sustainable Agriculture in Amador County.

The total gross valuation for all agricultural commodities produced in 2005 was \$43,127,023. This represents an increase of 34.17 % from the 2004 gross production values. This overall increase was due to an increase in timber production because of the salvage harvest of timber on the Power Fire.

These production values only partially reflect the overall measure of the economic impact agriculture has on the local economy. Processing, transporting, marketing and other farm-related services significantly multiply the value agriculture has to Amador County.

It must be emphasized that this report deals with gross value of production only and does not attempt to reflect net farm income.

I would like to thank all the individuals, producers, processors, government agencies and others whose cooperation and assistance contributed in preparing this report. My sincerest thanks and appreciation must also be extended to Barry Clark as well as all the department staff for their efforts in compiling and finalizing this report.

Respectfully submitted,

A handwritten signature in blue ink, appearing to read "Michael E. Boitano", is written over a faint, larger version of the same signature.

Michael E. Boitano
Agricultural Commissioner/Sealer

AMADOR COUNTY

BOARD OF SUPERVISORS

| | |
|-----------------------------|--------------|
| RICHARD P. VINSON, CHAIRMAN | DISTRICT III |
| RICH F. ESCAMILLA | DISTRICT I |
| RICHARD M. FORSTER | DISTRICT II |
| LOUIS D. BOITANO | DISTRICT IV |
| VACANT | DISTRICT V |

DEPARTMENT OF AGRICULTURE

**AGRICULTURAL COMMISSIONER
SEALER OF WEIGHTS AND MEASURES**

MICHAEL E. BOITANO

**DEPUTY AGRICULTURAL COMMISSIONER
DEPUTY SEALER OF WEIGHTS AND MEASURES**

PATRICIA M. LESKY

AGRICULTURAL AND STANDARDS INSPECTORS

ROBERT L. FARNHAM
BARRY P. CLARK

AGRICULTURAL TECHNICIAN

RICHARD MELINE

ADMINISTRATIVE SECRETARY

CAROLYN SCALABRINO

FRUIT AND NUT CROPS

| | YEAR | HARVESTED ACRES | PROD. / ACRE | TOTAL UNITS | PRICE / UNIT | TOTAL VALUE |
|---------------|------|-----------------|--------------|-------------|--------------|--------------|
| WINE GRAPES * | 2005 | 3874 | 3.42 | 13249.1 | 995.07 | \$13,183,762 |
| | 2004 | 3741 | 3.54 | 13243 | 1010 | \$13,375,430 |
| WALNUTS | 2005 | 391 | 0.26 | 100.096 | 1000 | \$100,096 |
| | 2004 | 400 | 0.46 | 184 | 931 | \$171,304 |
| MISC** + | 2005 | 23.25 | | | | \$540,467 |
| | 2004 | 19.25 | | | | \$39,633 |
| TOTALS | 2005 | | | | | \$13,824,325 |
| | 2004 | | | | | \$13,586,367 |

* Weighted Average Determination

** Tomatoes, Olive Oil, Cucumbers, Apples, Pears

+ Production of Tomatoes and Cucumbers

FIELD CROPS

| | YEAR | HARVESTED ACRES | PROD. / ACRE | TOTAL UNITS | PRICE/ UNIT | TOTAL VALUE |
|----------------------|------|-----------------|--------------|-------------|-------------|-------------|
| HAY, ALFALFA | 2005 | 467 | 6.1 | 2848.7 | 109.6 | \$312,218 |
| | 2004 | 490 | 6.3 | 3087 | 104 | \$321,048 |
| HAY, GRAIN | 2005 | 1037 | 4.5 | 4666.5 | 85.5 | \$398,986 |
| | 2004 | 872 | 6 | 5232 | 79 | \$413,328 |
| HAY, OTHER | 2005 | 164 | 2.6 | 426.4 | 83 | \$35,391 |
| | 2004 | 200 | 3 | 600 | 71 | \$42,600 |
| ***PASTURE IRRIGATED | 2005 | 1545 | | | 90 | \$139,050 |
| | 2004 | 1545 | | | 90 | \$139,050 |
| ***PASTURE & RANGE | 2005 | 156801 | | | 16 | \$2,508,816 |
| | 2004 | 156801 | | | 16 | \$2,508,816 |
| CORN** | 2005 | | | | | |
| | 2004 | 95 | 5.8 | 551 | 88 | \$48,488 |
| MISC. CROPS* | 2005 | 82 | | | | \$136,420 |
| | 2004 | 564 | | | | \$165,018 |
| TOTALS | 2005 | | | | | \$3,530,880 |
| | 2004 | | | | | \$3,638,348 |

*Sudan grass, Corn, Pumpkins, Wheat

** 2004 figures only

***Correction in prices from 2004

LIVESTOCK AND POULTRY

| | YEAR | NUMBER OF HEAD | WEIGHT (CWT) | PRICE/ UNIT | TOTAL VALUE |
|-----------------------|------|----------------|--------------|-------------|--------------|
| CATTLE & CALVES | 2005 | 16000 | 104000 | 91 | \$9,443,200 |
| | 2004 | 19000 | 123500 | 95 | \$11,732,500 |
| HOGS & PIGS | 2005 | 300 | 720 | 53 | \$37,822 |
| | 2004 | 300 | 720 | 63 | \$45,432 |
| SHEEP & LAMBS | 2005 | 1500 | 1800 | 99 | \$178,020 |
| | 2004 | 1500 | 1800 | 194 | \$349,470 |
| MEAT GOATS (Breeding) | 2005 | 200 | 100 | 400 | 80000 |
| | 2004 | 50 | 88 | 400 | 20000 |
| MEAT GOATS | 2005 | 600 | 600 | 100 | 60000 |
| | 2004 | 550 | 550 | 80 | 44000 |
| MISC.* | 2005 | | | | \$710,975 |
| | 2004 | | | | \$434,675 |
| TOTALS | 2005 | | | | \$10,510,017 |
| | 2004 | | | | \$12,626,077 |

*Milk goats, Rabbits, Game Birds, Fish, Worms, Poultry

| LIVESTOCK AND POULTRY PRODUCTS | YEAR | TOTAL VALUE |
|--------------------------------|------|-------------|
| WOOL, MOHAIR | 2005 | \$22,123 |
| AND APIARY PRODUCTS | 2004 | \$35,335 |

| |
|---------------|
| MISCELLANEOUS |
|---------------|

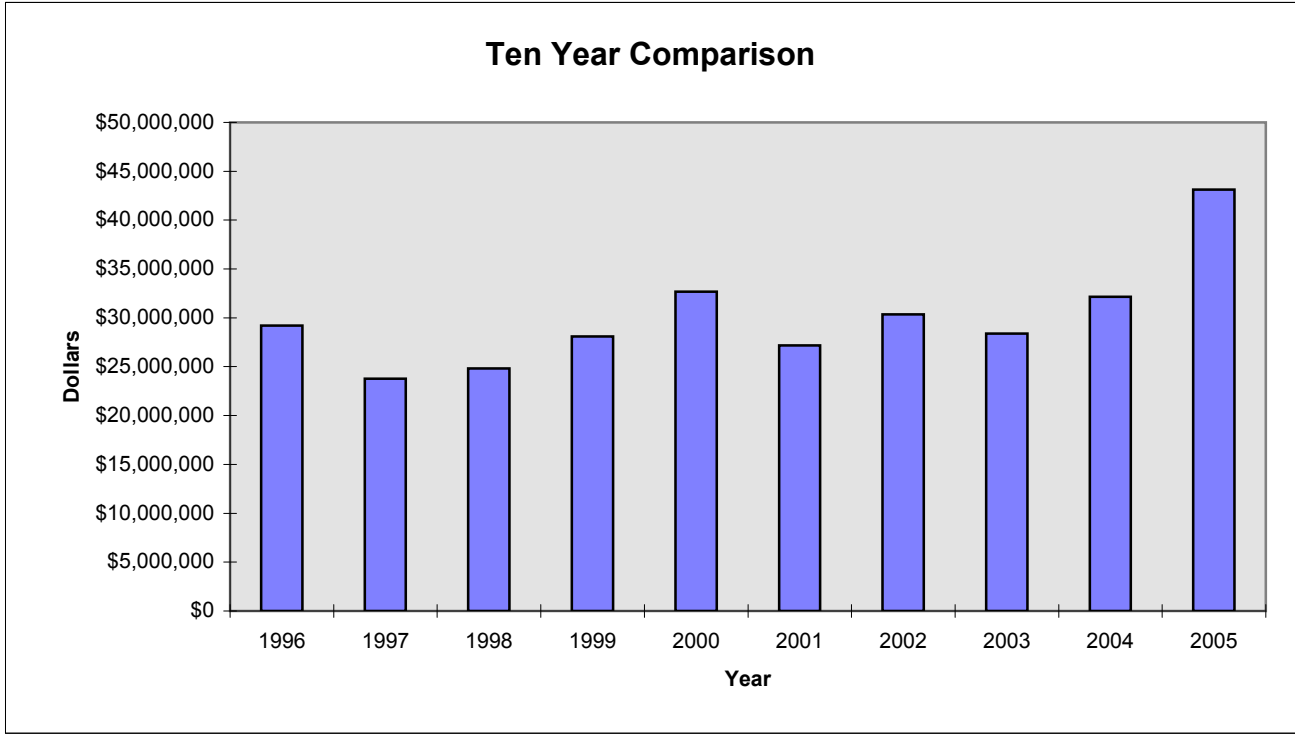
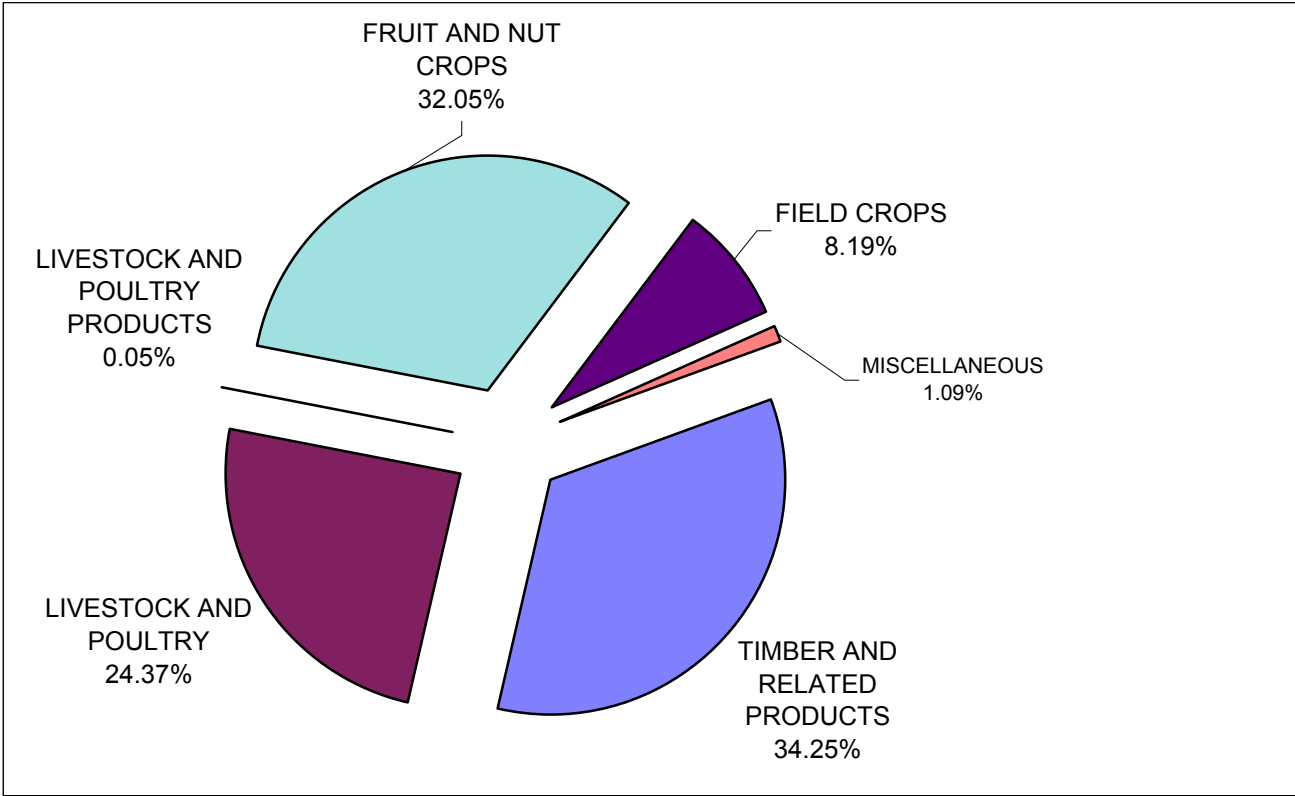
| | YEAR | TOTAL VALUE |
|--------------------|------|-------------|
| FRESH VEGETABLES * | 2005 | \$182,000 |
| | 2004 | \$191,650 |
| CHRISTMAS TREES | 2005 | \$11,250 |
| | 2004 | \$9,375 |
| NURSERY STOCK | 2005 | \$275,000 |
| | 2004 | \$275,000 |
| TOTALS | 2005 | \$468,250 |
| | 2004 | \$476,025 |

* Includes Farmers Market

| |
|-----------------------------|
| TIMBER AND RELATED PRODUCTS |
|-----------------------------|

| YEAR | HARVESTED BOARD FEET | TOTAL VALUE |
|------|----------------------|--------------|
| 2005 | 87,852 MBF | \$14,771,428 |
| 2004 | 6,962 MBF | \$1,781,980 |

Rise in value from salvage of Power Fire



| RECAPITULATION | | |
|--------------------------------|---------------------|---------------------|
| | 2004 | 2005 |
| TIMBER AND RELATED PRODUCTS | \$1,781,980 | \$14,771,428 |
| LIVESTOCK AND POULTRY | \$12,626,077 | \$10,510,017 |
| FRUIT AND NUT CROPS | \$13,586,367 | \$13,824,325 |
| FIELD CROPS | \$3,638,348 | \$3,530,880 |
| MISCELLANEOUS | \$476,025 | \$468,250 |
| LIVESTOCK AND POULTRY PRODUCTS | \$35,335 | \$22,123 |
| GRAND TOTAL | \$32,144,132 | \$43,127,023 |

| STATISTICS | | |
|---------------------------|--------|-------|
| TOTAL LAND AREA | 363500 | acres |
| WILLIAMSON ACT LAND | 93949 | acres |
| EL DORADO NATIONAL FOREST | 78079 | acres |
| BLM LAND | 9191 | acres |
| TIMBER PRESERVE LAND | 27485 | acres |
| PASTURE AND RANGELAND | 156801 | acres |
| LAND IN FARMS | 218000 | acres |
| FARMS IN COUNTY | 376 | |

| TOTAL FOR THE PAST TEN YEARS | | | |
|-------------------------------------|--------------|------|--------------|
| 1996 | \$29,209,735 | 2001 | \$28,087,630 |
| 1997 | \$23,779,190 | 2002 | \$32,673,726 |
| 1998 | \$29,209,735 | 2003 | \$30,348,836 |
| 1999 | \$23,779,190 | 2004 | \$32,144,132 |
| 2000 | \$24,825,576 | 2005 | \$43,127,023 |

SUSTAINABLE AGRICULTURAL REPORT

BIOLOGICAL CONTROL PROGRAMS

| PEST | AGENT/MECHANISM | PROGRAM |
|-------------------|----------------------------|-------------|
| KLAMATH WEED | KLAMATH WEED BEETLE | COUNTY WIDE |
| ITALIAN THISTLE | SEEDHEAD WEEVIL | COUNTY WIDE |
| PUNCTURE VINE | STEM & SEED WEEVIL | COUNTY WIDE |
| ASH WHITE FLY | ENCARSIA WASP | COUNTY WIDE |
| YELLOW STARHISTLE | BANGASTERNUS ORIENTALIS | COUNTY WIDE |
| YELLOW STARHISTLE | EUSTENOPUS VILLOSUS | COUNTY WIDE |
| YELLOW STARHISTLE | LARINUS CURTUS WEEVIL | COUNTY WIDE |
| YELLOW STARHISTLE | YELLOW STARHISTLE GALL FLY | COUNTY WIDE |
| YELLOW STARHISTLE | YELLOW STARHISTLE RUST | 2 SITES |

PEST PREVENTION ACTIVITIES

| PEST ERADICATION | | |
|----------------------------|---------------------|------------|
| SKELETON WEED | CHEMICAL | 30 SITES |
| DIFFUSE KNAPWEED | HAND PULLED | 2 SITES |
| SPOTTED KNAPWEED | HAND PULLED | 1 SITE |
| PEST EXCLUSION | | |
| TYPE | SHIPMENTS INSPECTED | REJECTIONS |
| TRUCKS | 31 | 0 |
| GYPSY MOTH | 1 | 0 |
| OTHER | 3 | 1 |
| PEST MANAGEMENT | | |
| TYPE | SHIPMENTS INSPECTED | REJECTIONS |
| GLASSY-WINGED SHARPSHOOTER | 53 | 0 |
| TYPE | NUMBER OF TRAPS | |
| GLASSY-WINGED SHARPSHOOTER | 120 | |

PEST DETECTION

| INSECT TRAPPING PROGRAM | |
|-------------------------|-----------------|
| TYPE OF TRAP | NUMBER OF TRAPS |
| GYPSY MOTH | 150 |
| MEDITERRANEAN FRUIT FLY | 33 |
| JAPANESE BEETLE | 25 |
| ORIENTAL FRUIT FLY | 11 |
| MELON FRUIT FLY | 11 |

ORGANIC FARMING STATISTICS

| TYPE OF FARM | NUMBER OF FARMS |
|--------------|-----------------|
| VEGETABLES | 4 |
| WINE GRAPES | 4 |

2006 Amador County



Agricultural Crop & Livestock Report

The Amador County Department of Agriculture would like to congratulate Robert Farnham on his retirement after 42 years of dedicated service. The department will greatly miss him and would like to wish him luck in his future endeavors.



April 24, 2007

A.G. Kawamura, Secretary
California Department of Food and Agriculture
And
The Honorable Board of Supervisors
County of Amador

In accordance with Section 2279 and 2272 of the California Food and Agricultural Code, I am pleased to present the 2006 Crop and Livestock Report of Agricultural Production and Report of Sustainable Agriculture in Amador County.

The total gross valuation for all agricultural commodities produced in 2006 was \$32,557,563. This represents a decrease of 24.51 % for the 2005 gross production values. This overall decrease was due to a decrease in timber production because of the completion of the Power Fire salvage.

These production values only partially reflect the overall measure of the economic impact agriculture has on the local economy. Processing, transporting, marketing and other farm-related services significantly multiply the value agriculture has to Amador County.

It must be emphasized that this report deals with gross values of production only and does not attempt to reflect net farm income.

I would like to thank all the individuals, producers, processors, government agencies and others whose cooperation and assistance contributed in preparing this report. My sincerest thanks and appreciation must also be extended to the Amador County Department of Agriculture staff for their efforts in compiling and finalizing this report.

Respectfully submitted,

A handwritten signature in black ink, appearing to read "Michael E. Boitano", written over a horizontal line.

Michael E. Boitano
Agricultural Commissioner/Sealer

AMADOR COUNTY

BOARD OF SUPERVISORS

| | |
|----------------------------|--------------|
| LOUIS D. BOITANO, CHAIRMAN | DISTRICT IV |
| RICH F. ESCAMILLA | DISTRICT I |
| RICHARD M. FORSTER | DISTRICT II |
| THEODORE F. NOVELLI | DISTRICT III |
| BRIAN ONETO | DISTRICT V |

DEPARTMENT OF AGRICULTURE

**AGRICULTURAL COMMISSIONER
SEALER OF WEIGHTS AND MEASURES**
MICHAEL E. BOITANO

**DEPUTY AGRICULTURAL COMMISSIONER
DEPUTY SEALER OF WEIGHTS AND MEASURES**
PATRICIA M. LESKY

AGRICULTURAL AND STANDARDS INSPECTORS
ROBERT L. FARNHAM
BARRY P. CLARK

AGRICULTURAL TECHNICIAN
RICHARD MELINE
MARTY SCHAFER

MOSQUITO VECTOR CONTROL TECHNICIAN
MATTHEW BLANKENSHIP

ADMINISTRATIVE SECRETARY
CAROLYN SCALABRINO

FRUIT AND NUT CROPS

| | YEAR | HARVESTED ACRES | PROD. / ACRE | TOTAL UNITS | PRICE / UNIT | TOTAL VALUE |
|--------------|------|-----------------|--------------|-------------|--------------|--------------|
| *WINE GRAPES | 2006 | 3701 | 3.68 | 13620 | \$1,080 | \$14,709,254 |
| | 2005 | 3874 | 3.42 | 13249 | \$995 | \$13,183,762 |
| WALNUTS | 2006 | 438 | 0.49 | 215 | \$1,060 | \$227,497 |
| | 2005 | 391 | 0.26 | 100 | \$1,000 | \$100,096 |
| **MISC | 2006 | 25.25 | | | | \$547,369 |
| | 2005 | 23.25 | | | | \$540,467 |
| TOTALS | 2006 | | | | | \$15,484,120 |
| | 2005 | | | | | \$13,824,325 |

* Weighted Average Determination

** Tomatoes, Olive Oil, Cucumbers, Apples, Kiwis

FIELD CROPS

| | YEAR | HARVESTED ACRES | PROD. / ACRE | TOTAL UNITS | PRICE/ UNIT | TOTAL VALUE |
|-------------------|------|-----------------|--------------|-------------|-------------|-------------|
| HAY, ALFALFA | 2006 | 481 | 5.2 | 2501 | \$123 | \$307,648 |
| | 2005 | 467 | 6.1 | 2849 | \$110 | \$312,218 |
| *HAY, GRAIN | 2006 | 1507 | | | | \$229,399 |
| | 2005 | 1037 | 0 | 0 | \$0 | \$398,986 |
| **HAY, OTHER | 2006 | 223 | | | | \$52,140 |
| | 2005 | 164 | 0 | 0 | \$0 | \$35,391 |
| PASTURE IRRIGATED | 2006 | 1545 | | | \$90 | \$139,050 |
| | 2005 | 1545 | | | \$90 | \$139,050 |
| PASTURE & RANGE | 2006 | 156801 | | | \$16 | \$2,508,816 |
| | 2005 | 156801 | | | \$16 | \$2,508,816 |
| ***MISC. CROPS | 2006 | 105 | | | | \$64,865 |
| | 2005 | 553 | | | | \$136,420 |
| TOTALS | 2006 | | | | | \$3,301,917 |
| | 2005 | | | | | \$3,530,880 |

* Wheat, Oats; Price analysis correction

** Dry Land Hay, Forage Hay, Ryegrass

*** Sudan Grass, Pumpkins, 2005 Acreage Correction

LIVESTOCK AND POULTRY

| | YEAR | NUMBER OF HEAD | WEIGHT (CWT) | PRICE/ UNIT | TOTAL VALUE |
|-----------------------|------|----------------|--------------|-------------|--------------|
| CATTLE & CALVES | 2006 | 16000 | 104000 | \$89 | \$9,287,200 |
| | 2005 | 16000 | 104000 | \$91 | \$9,443,200 |
| HOGS & PIGS | 2006 | 325 | 780 | \$48 | \$37,362 |
| | 2005 | 300 | 720 | \$53 | \$37,822 |
| SHEEP & LAMBS | 2006 | 1500 | 1800 | \$84 | \$151,200 |
| | 2005 | 1500 | 1800 | \$99 | \$178,020 |
| MEAT GOATS (Breeding) | 2006 | 300 | 600 | \$400 | \$120,000 |
| | 2005 | 200 | 100 | \$400 | \$80,000 |
| MEAT GOATS | 2006 | 800 | 800 | \$100 | \$80,000 |
| | 2005 | 600 | 600 | \$100 | \$60,000 |
| *MISC. | 2006 | | | | \$824,500 |
| | 2005 | | | | \$710,975 |
| TOTALS | 2006 | | | | \$10,500,262 |
| | 2005 | | | | \$10,510,017 |

* Milk Goats, Rabbits, Game Birds, Fish, Worms, Poultry

| LIVESTOCK AND POULTRY PRODUCTS | YEAR | TOTAL VALUE |
|--------------------------------|------|-------------|
| WOOL, MOHAIR | 2006 | \$20,105 |
| AND APIARY PRODUCTS | 2005 | \$22,123 |

MISCELLANEOUS

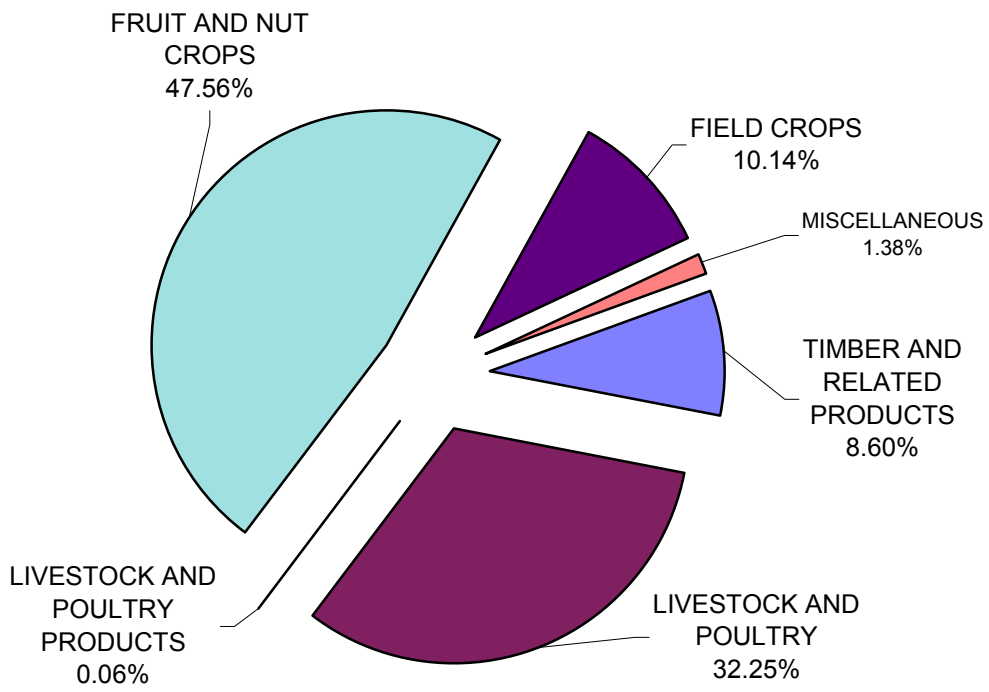
| | YEAR | TOTAL VALUE |
|-------------------|------|-------------|
| *FRESH VEGETABLES | 2006 | \$163,800 |
| | 2005 | \$182,000 |
| CHRISTMAS TREES | 2006 | \$0 |
| | 2005 | \$11,250 |
| NURSERY STOCK | 2006 | \$287,100 |
| | 2005 | \$275,000 |
| TOTALS | 2006 | \$450,900 |
| | 2005 | \$468,250 |

* Includes Farmers Market

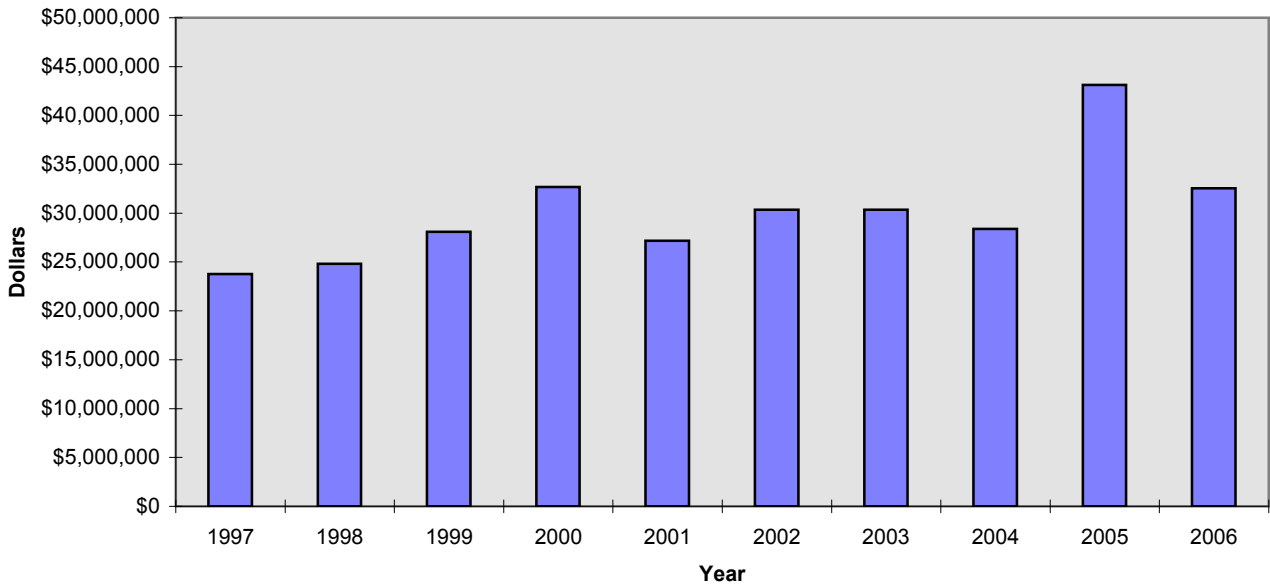
TIMBER AND RELATED PRODUCTS

| YEAR | HARVESTED BOARD FEET | TOTAL VALUE |
|-------|----------------------|--------------|
| *2006 | 27,274 MBF | \$2,800,259 |
| 2005 | 87,852 MBF | \$14,771,428 |

* Reduction due to the completion of Power Fire salvage.



Ten Year Comparison



| RECAPITULATION | | |
|--------------------------------|--------------|--------------|
| | 2005 | 2006 |
| TIMBER AND RELATED PRODUCTS | \$14,771,428 | \$2,800,259 |
| LIVESTOCK AND POULTRY | \$10,510,017 | \$10,500,262 |
| FRUIT AND NUT CROPS | \$13,824,325 | \$15,484,120 |
| FIELD CROPS | \$3,530,880 | \$3,301,917 |
| MISCELLANEOUS | \$468,250 | \$450,900 |
| LIVESTOCK AND POULTRY PRODUCTS | \$22,123 | \$20,105 |
| GRAND TOTAL | \$43,127,023 | \$32,557,563 |

| STATISTICS | | |
|---------------------------|--------|-------|
| TOTAL LAND AREA | 363500 | acres |
| WILLIAMSON ACT LAND | 93949 | acres |
| EL DORADO NATIONAL FOREST | 78079 | acres |
| BLM LAND | 9191 | acres |
| TIMBER PRESERVE LAND | 27485 | acres |
| PASTURE AND RANGELAND | 156801 | acres |
| LAND IN FARMS | 218000 | acres |
| FARMS IN COUNTY | 376 | |

| TOTAL FOR THE PAST TEN YEARS | | | |
|------------------------------|--------------|------|--------------|
| 1997 | \$23,779,190 | 2002 | \$30,348,836 |
| 1998 | \$24,825,576 | 2003 | \$28,391,406 |
| 1999 | \$28,087,630 | 2004 | \$32,144,132 |
| 2000 | \$32,673,726 | 2005 | \$43,127,023 |
| 2001 | \$27,168,458 | 2006 | \$32,557,563 |

SUSTAINABLE AGRICULTURAL REPORT

BIOLOGICAL CONTROL PROGRAMS

| PEST | AGENT/MECHANISM | PROGRAM |
|-------------------|----------------------------|-------------|
| KLAMATH WEED | KLAMATH WEED BEETLE | COUNTY WIDE |
| ITALIAN THISTLE | SEEDHEAD WEEVIL | COUNTY WIDE |
| PUNCTURE VINE | STEM & SEED WEEVIL | COUNTY WIDE |
| ASH WHITE FLY | ENCARSIA WASP | COUNTY WIDE |
| YELLOW STARHISTLE | BANGASTERNUS ORIENTALIS | COUNTY WIDE |
| YELLOW STARHISTLE | EUSTENOPUS VILLOSUS | COUNTY WIDE |
| YELLOW STARHISTLE | LARINUS CURTUS WEEVIL | COUNTY WIDE |
| YELLOW STARHISTLE | YELLOW STARHISTLE GALL FLY | COUNTY WIDE |
| YELLOW STARHISTLE | YELLOW STARHISTLE RUST | 4 SITES |

PEST PREVENTION ACTIVITIES

| PEST ERADICATION | | |
|----------------------------|------------------------|------------|
| SKELETON WEED | CHEMICAL | 60 SITES |
| DIFFUSE KNAWEED | HAND PULLED | 2 SITES |
| SPOTTED KNAWEED | HAND PULLED | 1 SITE |
| PERENNIAL PEPPERWEED | CHEMICAL / HAND PULLED | 4 SITES |
| PEST EXCLUSION | | |
| TYPE | SHIPMENTS INSPECTED | REJECTIONS |
| TRUCKS | 25 | 0 |
| GYPSY MOTH | 1 | 0 |
| OTHER | 0 | 0 |
| PEST MANAGEMENT | | |
| TYPE | SHIPMENTS INSPECTED | REJECTIONS |
| GLASSY-WINGED SHARPSHOOTER | 139 | 0 |
| TYPE | NUMBER OF TRAPS | |
| GLASSY-WINGED SHARPSHOOTER | 90 | |

PEST DETECTION

| INSECT TRAPPING PROGRAM | |
|-------------------------|-----------------|
| TYPE OF TRAP | NUMBER OF TRAPS |
| GYPSY MOTH | 150 |
| MEDITERRANEAN FRUIT FLY | 33 |
| JAPANESE BEETLE | 25 |
| ORIENTAL FRUIT FLY | 11 |
| MELON FRUIT FLY | 11 |

ORGANIC FARMING STATISTICS

| TYPE OF FARM | NUMBER OF FARMS |
|--------------|-----------------|
| VEGETABLES | 4 |
| WINE GRAPES | 4 |

*2007
Amador County*



*Agricultural Crop
&
Livestock Report*

The 2007 Crop report is dedicated to Robert "Bob" Farnham who passed away December 2007. Bob started working for the Agriculture Department at the age of 20 and dedicated 42 years of service to the people of Amador County until his retirement in November 2006. Bob had a vast knowledge of weeds and weed control and was always more comfortable in the field than behind a desk.

DEPARTMENT OF AGRICULTURE / WEIGHTS AND MEASURES

LOCATION: 12200-B AIRPORT ROAD, MARTELL, CA • PHONE (209) 223-6487 • FAX (209) 223-3312
MAIL: 12200-B AIRPORT ROAD, JACKSON, CA 95642-9527 • e-mail: agriculture@co.amador.ca.us



April 29, 2008

A.G. Kawamura, Secretary
California Department of Food and Agriculture
And
The Honorable Board of Supervisors
County of Amador

In accordance with Section 2279 and 2272 of the California Food and Agricultural Code, I am pleased to present the 2007 Crop and Livestock Report of Agricultural Production and Report of Sustainable Agriculture in Amador County.

The total gross valuation for all agricultural commodities produced in 2007 was \$33,075,168. This represents an increase of 1.59% for the 2006 gross production values. This overall increase was due to an increase in timber production demands.

These production values only partially reflect the overall measure of the economic impact agriculture has on the local economy. Processing, transporting, marketing and other farm-related services significantly multiply the value agriculture has to Amador County.

It must be emphasized that this report deals with gross values of production only and does not attempt to reflect net farm income.

I would like to thank all the individuals, producers, processors, government agencies and others whose cooperation and assistance contributed in preparing this report. My sincerest thanks and appreciation must also be extended to the Amador County Department of Agriculture staff for their efforts in compiling and finalizing this report.

Respectfully submitted,

A handwritten signature in blue ink, appearing to read "Michael E. Boitano", is written over a horizontal line.

Michael E. Boitano
Agricultural Commissioner/Sealer

AMADOR COUNTY

BOARD OF SUPERVISORS

| | |
|------------------------------|--------------|
| RICHARD M. FORSTER, CHAIRMAN | DISTRICT II |
| RICH F. ESCAMILLA | DISTRICT I |
| THEODORE F. NOVELLI | DISTRICT III |
| LOUIS D. BOITANO | DISTRICT IV |
| BRIAN ONETO | DISTRICT V |

DEPARTMENT OF AGRICULTURE

**AGRICULTURAL COMMISSIONER
SEALER OF WEIGHTS AND MEASURES**
MICHAEL E. BOITANO

**DEPUTY AGRICULTURAL COMMISSIONER
DEPUTY SEALER OF WEIGHTS AND MEASURES**
PATRICIA M. LESKY

AGRICULTURAL AND STANDARDS INSPECTORS
BARRY P. CLARK
CARRIE R. BASSETT

AGRICULTURAL TECHNICIANS
RICHARD A. MELINE
MARTY L. SCHAFER

MOSQUITO VECTOR CONTROL TECHNICIAN
MATTHEW D. BLANKENSHIP

ADMINISTRATIVE SECRETARY
CAROLYN M. SCALABRINO

FRUIT AND NUT CROPS

| | YEAR | HARVESTED ACRES | PROD. / ACRE | TOTAL UNITS | PRICE / UNIT | TOTAL VALUE |
|--------------|------|-----------------|--------------|-------------|--------------|--------------|
| *WINE GRAPES | 2007 | 3697 | 3.4 | 12570 | \$1,057 | \$13,286,279 |
| | 2006 | 3701 | 3.68 | 13620 | \$1,080 | \$14,709,254 |
| WALNUTS | 2007 | 348 | 0.41 | 143 | \$1,441 | \$205,602 |
| | 2006 | 438 | 0.49 | 215 | \$1,060 | \$227,497 |
| **MISC | 2007 | 22.75 | | | | \$698,187 |
| | 2006 | 25.25 | | | | \$547,369 |
| TOTALS | 2007 | | | | | \$14,190,067 |
| | 2006 | | | | | \$15,484,120 |

* Weighted Average Determination

** Tomatoes, Olive Oil, Cucumbers, Apples, Kiwis

FIELD CROPS

| | YEAR | HARVESTED ACRES | PROD. / ACRE | TOTAL UNITS | PRICE/ UNIT | TOTAL VALUE |
|-------------------|------|-----------------|--------------|-------------|-------------|-------------|
| HAY, ALFALFA | 2007 | 379 | 6.7 | 2539 | \$145 | \$368,199 |
| | 2006 | 481 | 5.2 | 2501 | \$123 | \$307,648 |
| *HAY, GRAIN | 2007 | 1287 | | | | \$349,385 |
| | 2006 | 984 | | | | \$229,399 |
| **HAY, OTHER | 2007 | 176 | | | | \$41,492 |
| | 2006 | 160 | | | | \$52,140 |
| PASTURE IRRIGATED | 2007 | 1545 | | | \$110 | \$169,950 |
| | 2006 | 1545 | | | \$90 | \$139,050 |
| PASTURE & RANGE | 2007 | 156801 | | | \$16 | \$2,508,816 |
| | 2006 | 156801 | | | \$16 | \$2,508,816 |
| ***MISC. CROPS | 2007 | 182 | | | | \$140,673 |
| | 2006 | 104.5 | | | | \$64,865 |
| TOTALS | 2007 | | | | | \$3,578,515 |
| | 2006 | | | | | \$3,301,917 |

* Wheat, Oats

** Dry Land Hay

*** Sudan Grass, Corn (Reported Pumpkins in other category)

LIVESTOCK AND POULTRY

| | YEAR | NUMBER OF HEAD | WEIGHT (CWT) | PRICE/ UNIT | TOTAL VALUE |
|-----------------------|------|----------------|--------------|-------------|--------------|
| CATTLE & CALVES | 2007 | 15000 | 97500 | \$94 | \$9,135,750 |
| | 2006 | 16000 | 104000 | \$89 | \$9,287,200 |
| HOGS & PIGS | 2007 | 275 | 660 | \$49 | \$32,208 |
| | 2006 | 325 | 780 | \$48 | \$37,362 |
| SHEEP & LAMBS | 2007 | 1500 | 1800 | \$91 | \$162,900 |
| | 2006 | 1500 | 1800 | \$84 | \$151,200 |
| MEAT GOATS (Breeding) | 2007 | 275 | 412.5 | \$400 | \$110,000 |
| | 2006 | 300 | 450 | \$400 | \$120,000 |
| MEAT GOATS | 2007 | 1200 | 1200 | \$165 | \$198,000 |
| | 2006 | 800 | 800 | \$100 | \$80,000 |
| *MISC. | 2007 | | | | \$635,250 |
| | 2006 | | | | \$824,500 |
| TOTALS | 2007 | | | | \$10,274,108 |
| | 2006 | | | | \$10,500,262 |

* Milk Goats, Rabbits, Game Birds, Fish, Worms, Poultry

| LIVESTOCK AND POULTRY PRODUCTS | YEAR | TOTAL VALUE |
|--------------------------------|------|-------------|
| WOOL, MOHAIR | 2007 | \$19,105 |
| AND APIARY PRODUCTS | 2006 | \$20,105 |

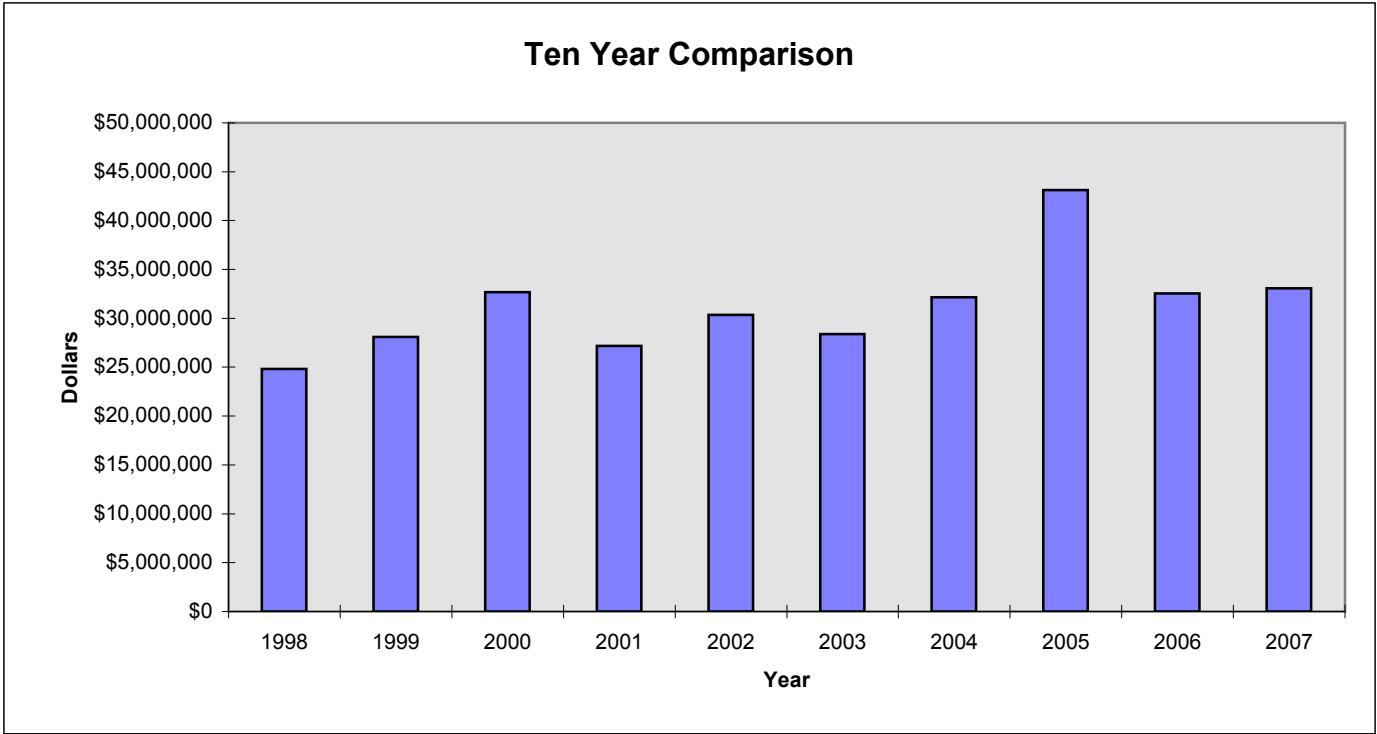
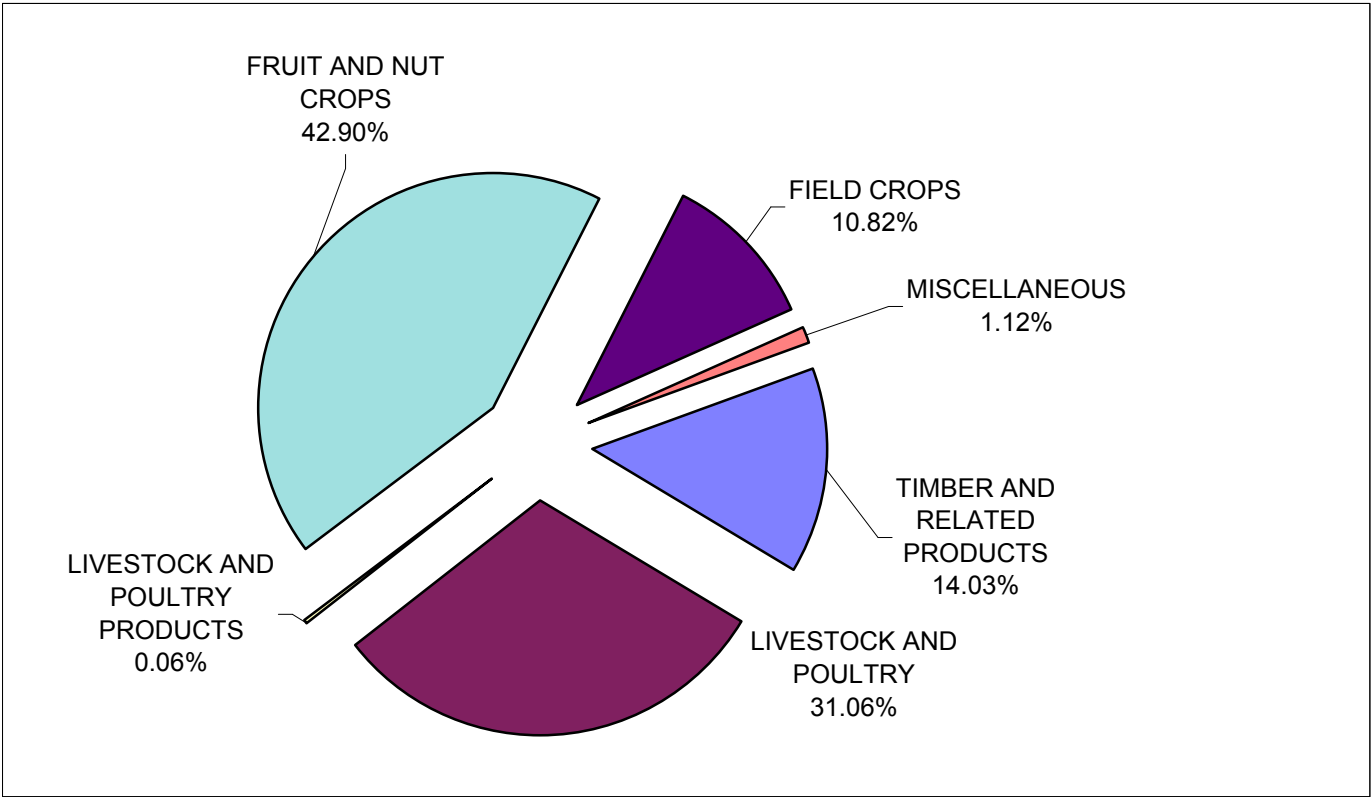
MISCELLANEOUS

| | YEAR | TOTAL VALUE |
|-------------------|------|-------------|
| *FRESH VEGETABLES | 2007 | \$178,800 |
| | 2006 | \$163,800 |
| NURSERY STOCK | 2007 | \$192,500 |
| | 2006 | \$287,100 |
| TOTALS | 2007 | \$371,300 |
| | 2006 | \$450,900 |

* Farmers Market, Melons, Pumpkins

TIMBER AND RELATED PRODUCTS

| YEAR | HARVESTED BOARD FEET | TOTAL VALUE |
|------|----------------------|-------------|
| 2007 | 18,297 MBF | \$4,642,074 |
| 2006 | 27,274 MBF | \$2,800,259 |



RECAPITULATION

| | 2006 | 2007 |
|--------------------------------|--------------|--------------|
| TIMBER AND RELATED PRODUCTS | \$2,800,259 | \$4,642,074 |
| LIVESTOCK AND POULTRY | \$10,500,262 | \$10,274,108 |
| FRUIT AND NUT CROPS | \$15,484,120 | \$14,190,067 |
| FIELD CROPS | \$3,301,917 | \$3,578,515 |
| MISCELLANEOUS | \$450,900 | \$371,300 |
| LIVESTOCK AND POULTRY PRODUCTS | \$20,105 | \$19,105 |
| GRAND TOTAL | \$32,557,563 | \$33,075,168 |

STATISTICS

| | | |
|---------------------------|--------|-------|
| TOTAL LAND AREA | 363500 | acres |
| WILLIAMSON ACT LAND | 93949 | acres |
| EL DORADO NATIONAL FOREST | 78079 | acres |
| BLM LAND | 9191 | acres |
| TIMBER PRESERVE LAND | 27485 | acres |
| PASTURE AND RANGELAND | 156801 | acres |
| LAND IN FARMS | 218000 | acres |
| FARMS IN COUNTY | 376 | |

TOTAL FOR THE PAST TEN YEARS

| | | | |
|------|--------------|------|--------------|
| 1998 | \$24,825,576 | 2003 | \$28,391,406 |
| 1999 | \$24,825,576 | 2004 | \$32,144,132 |
| 2000 | \$28,087,630 | 2005 | \$43,127,023 |
| 2001 | \$32,673,726 | 2006 | \$32,557,563 |
| 2002 | \$27,168,458 | 2007 | \$33,075,168 |

SUSTAINABLE AGRICULTURAL REPORT

BIOLOGICAL CONTROL PROGRAMS

| PEST | AGENT/MECHANISM | PROGRAM |
|-------------------|----------------------------|-------------|
| KLAMATH WEED | KLAMATH WEED BEETLE | COUNTY WIDE |
| ITALIAN THISTLE | SEEDHEAD WEEVIL | COUNTY WIDE |
| PUNCTURE VINE | STEM & SEED WEEVIL | COUNTY WIDE |
| ASH WHITE FLY | ENCARSIA WASP | COUNTY WIDE |
| YELLOW STARHISTLE | BANGASTERNUS ORIENTALIS | COUNTY WIDE |
| YELLOW STARHISTLE | EUSTENOPUS VILLOSUS | COUNTY WIDE |
| YELLOW STARHISTLE | LARINUS CURTUS WEEVIL | COUNTY WIDE |
| YELLOW STARHISTLE | YELLOW STARHISTLE GALL FLY | COUNTY WIDE |
| YELLOW STARHISTLE | YELLOW STARHISTLE RUST | 4 SITES |

PEST PREVENTION ACTIVITIES

PEST ERADICATION

| PEST | METHOD | SITES |
|----------------------|------------------------|----------|
| SKELETON WEED | CHEMICAL | 60 SITES |
| DIFFUSE KNAPWEED | HAND PULLED | 2 SITES |
| SPOTTED KNAPWEED | HAND PULLED | 3 SITE |
| PERENNIAL PEPPERWEED | CHEMICAL / HAND PULLED | 7 SITES |
| OBLONG SPURGE | CHEMICAL | 50 SITES |

PEST EXCLUSION

| TYPE | SHIPMENTS INSPECTED | REJECTIONS |
|----------------------------|---------------------|------------|
| TRUCKS | 28 | 0 |
| GYPSY MOTH | 2 | 0 |
| GLASSY-WINGED SHARPSHOOTER | 114 | 0 |

PEST DETECTION

INSECT TRAPPING PROGRAM

| TYPE OF TRAP | NUMBER OF TRAPS |
|----------------------------|-----------------|
| GYPSY MOTH | 151 |
| MEDITERRANEAN FRUIT FLY | 33 |
| JAPANESE BEETLE | 25 |
| ORIENTAL FRUIT FLY | 11 |
| MELON FRUIT FLY | 11 |
| LIGHT BROWN APPLE MOTH | 33 |
| GLASSY-WINGED SHARPSHOOTER | 90 |

CERTIFIED FARMERS MARKETS

| NUMBER OF MARKETS | NUMBER OF VENDERS |
|-------------------|-------------------|
| 3 | 25 |

ORGANIC FARMING STATISTICS

| TYPE OF FARM | NUMBER OF FARMS |
|--------------|-----------------|
| VEGETABLES | 4 |
| WINE GRAPES | 4 |

2008 Amador County



Agricultural Crop & Livestock Report

Cover photo is of a 1930 Chevrolet one-ton truck located at Cooper Vineyards. Photo courtesy of Richard Meline.



May 19, 2009

A.G. Kawamura, Secretary
California Department of Food and Agriculture
And
The Honorable Board of Supervisors
County of Amador

In accordance with Section 2279 and 2272 of the California Food and Agricultural Code, I am pleased to present the 2008 Crop and Livestock Report of Agricultural Production and Report of Sustainable Agriculture in Amador County.

The total gross valuation for all agricultural commodities produced in 2008 was \$31,953,169. This represents a decrease of 3.39% from the 2007 gross production values. This overall decrease was due to an decrease in timber and livestock production.

These production values only partially reflect the overall measure of the economic impact agriculture has on the local economy. Processing, transporting, marketing and other farm-related services significantly multiply the value agriculture has to Amador County.

It must be emphasized that this report deals with gross values of production only and does not attempt to reflect net farm income.

I would like to thank all the individuals, producers, processors, government agencies and others whose cooperation and assistance contributed in preparing this report. My sincerest thanks and appreciation must also be extended to the Amador County Department of Agriculture staff for their efforts in compiling and finalizing this report.

Respectfully submitted,

A handwritten signature in black ink, appearing to read "Michael E. Boitano", is written over a horizontal line.

Michael E. Boitano
Agricultural Commissioner/Sealer

AMADOR COUNTY

BOARD OF SUPERVISORS

| | |
|-------------------------------|--------------|
| THEODORE F. NOVELLI, CHAIRMAN | DISTRICT III |
| JOHN PLASSE | DISTRICT I |
| RICHARD M. FORSTER | DISTRICT II |
| LOUIS D. BOITANO | DISTRICT IV |
| BRIAN ONETO | DISTRICT V |

DEPARTMENT OF AGRICULTURE

**AGRICULTURAL COMMISSIONER
SEALER OF WEIGHTS AND MEASURES**
MICHAEL E. BOITANO

**DEPUTY AGRICULTURAL COMMISSIONER
DEPUTY SEALER OF WEIGHTS AND MEASURES**
PATRICIA M. LESKY

AGRICULTURAL AND STANDARDS INSPECTORS
BARRY P. CLARK
CARRIE R. BASSETT

AGRICULTURAL TECHNICIANS
RICHARD A. MELINE
MARTY L. SCHAFER

MOSQUITO VECTOR CONTROL TECHNICIAN
MATTHEW D. BLANKENSHIP

ADMINISTRATIVE SECRETARY
CAROLYN M. SCALABRINO

FRUIT AND NUT CROPS

| | YEAR | HARVESTED ACRES | PROD. / ACRE | TOTAL UNITS | PRICE / UNIT | TOTAL VALUE |
|--------------|------|-----------------|--------------|-------------|--------------|--------------|
| *WINE GRAPES | 2008 | 3754 | 3.2 | 12013 | \$1,239 | \$14,883,859 |
| | 2007 | 3697 | 3.4 | 12570 | \$1,057 | \$13,286,279 |
| WALNUTS | 2008 | 327 | 0.50 | 164 | \$1,175 | \$192,113 |
| | 2007 | 348 | 0.41 | 143 | \$1,441 | \$205,602 |
| ~**MISC | 2008 | 9.75 | | | | \$14,300 |
| | 2007 | 22.75 | | | | \$698,187 |
| TOTALS | 2008 | | | | | \$15,090,272 |
| | 2007 | | | | | \$14,190,067 |

* Weighted Average Determination

** Olive Oil

~2008 does not include Tomatos & Cucumbers

FIELD CROPS

| | YEAR | HARVESTED ACRES | PROD. / ACRE | TOTAL UNITS | PRICE/ UNIT | TOTAL VALUE |
|----------------------|------|-----------------|--------------|-------------|-------------|-------------|
| HAY, ALFALFA | 2008 | 289 | 6.7 | 1936 | \$200 | \$387,260 |
| | 2007 | 379 | 6.7 | 2539 | \$145 | \$368,199 |
| *HAY, GRAIN | 2008 | 1545 | | | | \$333,995 |
| | 2007 | 338 | | | | \$349,385 |
| **HAY, OTHER | 2008 | 331 | | | | \$166,278 |
| | 2007 | 176 | | | | \$41,492 |
| PASTURE IRRIGATED | 2008 | 1545 | | | \$110 | \$169,950 |
| | 2007 | 1545 | | | \$110 | \$169,950 |
| PASTURE & RANGE | 2008 | 156801 | | | \$16 | \$2,508,816 |
| | 2007 | 156801 | | | \$16 | \$2,508,816 |
| ***MISC. CROPS | 2008 | 382 | | | | \$389,772 |
| | 2007 | 182 | | | | \$140,673 |
| TOTALS | 2008 | | | | | \$3,956,071 |
| | 2007 | | | | | \$3,578,515 |

* Wheat, Oats

**Dry Land Hay, Vetch

*** Sudan Grass, Corn For Fodder

LIVESTOCK AND POULTRY

| | YEAR | NUMBER OF HEAD | WEIGHT (CWT) | PRICE/ UNIT | TOTAL VALUE |
|-----------------------|------|----------------|--------------|-------------|--------------|
| CATTLE & CALVES | 2008 | 13000 | 84500 | \$93 | \$7,850,050 |
| | 2007 | 15000 | 97500 | \$94 | \$9,135,750 |
| HOGS & PIGS | 2008 | 275 | 660 | \$49 | \$32,010 |
| | 2007 | 275 | 660 | \$49 | \$32,208 |
| SHEEP & LAMBS | 2008 | 1500 | 1800 | \$24 | \$43,740 |
| | 2007 | 1500 | 1800 | \$91 | \$162,900 |
| MEAT GOATS (Breeding) | 2008 | 225 | 675 | \$325 | \$73,125 |
| | 2007 | 275 | 825 | \$400 | \$110,000 |
| MEAT GOATS | 2008 | 850 | 850 | \$150 | \$127,500 |
| | 2007 | 1200 | 1200 | \$165 | \$198,000 |
| *MISC. | 2008 | | | | \$504,900 |
| | 2007 | | | | \$635,250 |
| TOTALS | 2008 | | | | \$8,631,325 |
| | 2007 | | | | \$10,274,108 |

* Milk Goats, Rabbits, Game Birds, Fish, Poultry

| LIVESTOCK AND POULTRY PRODUCTS | YEAR | TOTAL VALUE |
|--------------------------------|------|-------------|
| WOOL, MOHAIR | 2008 | \$33,890 |
| AND APIARY PRODUCTS | 2007 | \$19,105 |

MISCELLANEOUS

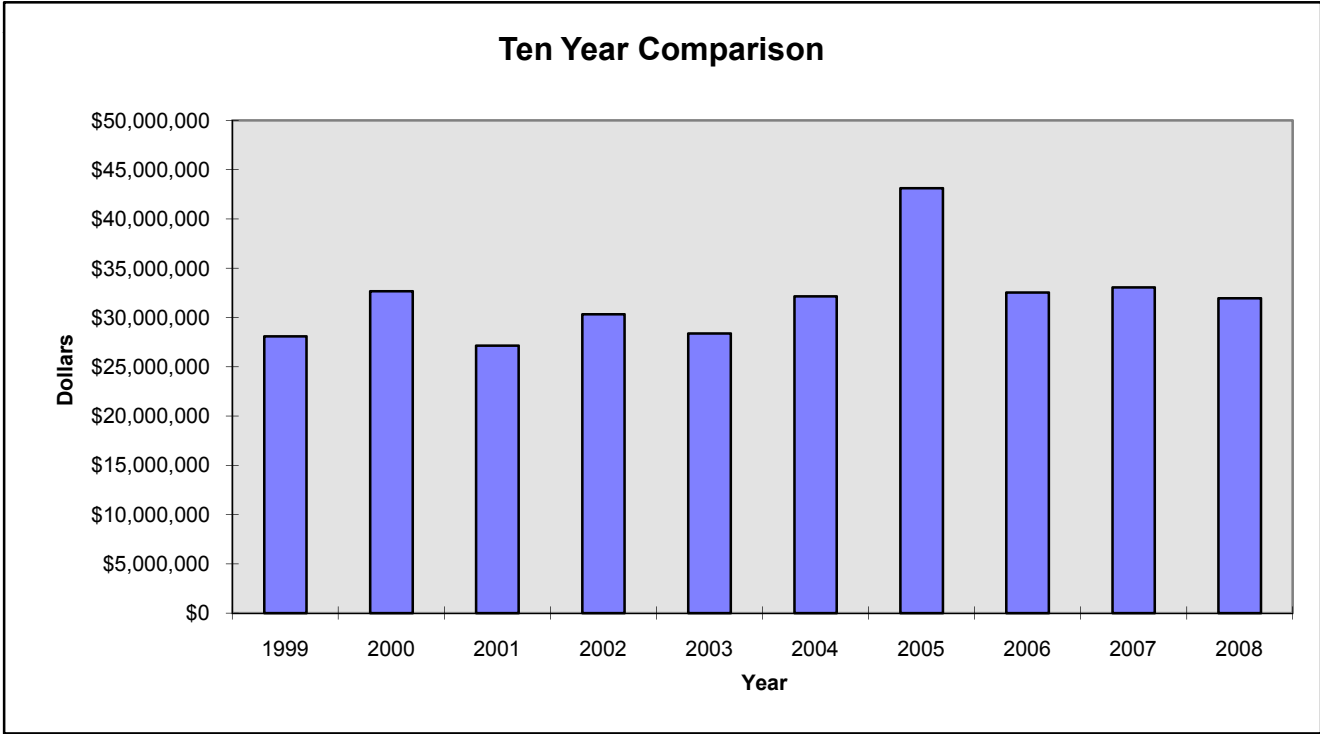
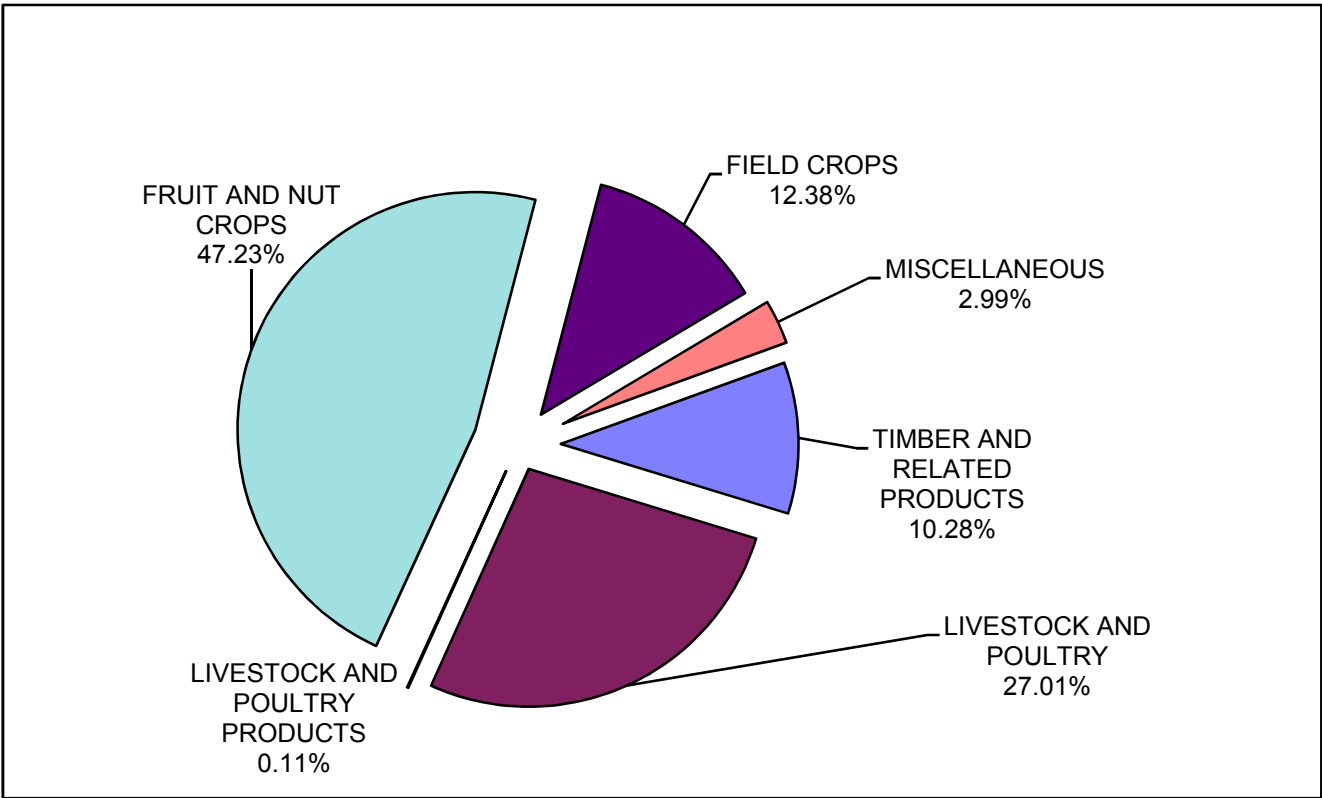
| | YEAR | TOTAL VALUE |
|--------------------|------|-------------|
| ^*FRESH VEGETABLES | 2008 | \$764,110 |
| | 2007 | \$178,800 |
| NURSERY STOCK | 2008 | \$192,500 |
| | 2007 | \$192,500 |
| TOTALS | 2008 | \$956,610 |
| | 2007 | \$371,300 |

* Farmers Market, Melons, Pumpkins, Cucumbers, Tomatoes

^ Cucumbers and Tomatoes are now reported under Fresh Vegetables

TIMBER AND RELATED PRODUCTS

| YEAR | HARVESTED BOARD FEET | TOTAL VALUE |
|------|----------------------|-------------|
| 2008 | 24,626 MBF | \$3,285,001 |
| 2007 | 18,297 MBF | \$4,642,074 |



| RECAPITULATION | | |
|--------------------------------|--------------|--------------|
| | 2007 | 2008 |
| TIMBER AND RELATED PRODUCTS | \$4,642,074 | \$3,285,001 |
| LIVESTOCK AND POULTRY | \$10,274,108 | \$8,631,325 |
| FRUIT AND NUT CROPS | \$14,190,067 | \$15,090,272 |
| FIELD CROPS | \$3,578,515 | \$3,956,071 |
| MISCELLANEOUS | \$371,300 | \$956,610 |
| LIVESTOCK AND POULTRY PRODUCTS | \$19,105 | \$33,890 |
| GRAND TOTAL | \$33,075,168 | \$31,953,169 |

| STATISTICS | | |
|---------------------------|--------|-------|
| TOTAL LAND AREA | 363500 | acres |
| WILLIAMSON ACT LAND | 93949 | acres |
| EL DORADO NATIONAL FOREST | 78079 | acres |
| BLM LAND | 9191 | acres |
| TIMBER PRESERVE LAND | 27485 | acres |
| PASTURE AND RANGELAND | 156801 | acres |
| LAND IN FARMS | 218000 | acres |
| FARMS IN COUNTY | 376 | |

| TOTAL FOR THE PAST TEN YEARS | | | | |
|------------------------------|--------------|------|--------------|--|
| 1999 | \$28,087,630 | 2004 | \$32,144,132 | |
| 2000 | \$32,673,726 | 2005 | \$43,127,023 | |
| 2001 | \$27,168,458 | 2006 | \$32,557,563 | |
| 2002 | \$30,348,836 | 2007 | \$33,075,168 | |
| 2003 | \$28,391,406 | 2008 | \$31,953,169 | |

SUSTAINABLE AGRICULTURAL REPORT

BIOLOGICAL CONTROL PROGRAMS

| PEST | AGENT/MECHANISM | PROGRAM |
|-------------------|----------------------------|-------------|
| KLAMATH WEED | KLAMATH WEED BEETLE | COUNTY WIDE |
| ITALIAN THISTLE | SEEDHEAD WEEVIL | COUNTY WIDE |
| PUNCTURE VINE | STEM & SEED WEEVIL | COUNTY WIDE |
| ASH WHITE FLY | ENCARSIA WASP | COUNTY WIDE |
| YELLOW STARHISTLE | BANGASTERNUS ORIENTALIS | COUNTY WIDE |
| YELLOW STARHISTLE | EUSTENOPUS VILLOSUS | COUNTY WIDE |
| YELLOW STARHISTLE | LARINUS CURTUS WEEVIL | COUNTY WIDE |
| YELLOW STARHISTLE | YELLOW STARHISTLE GALL FLY | COUNTY WIDE |

PEST PREVENTION ACTIVITIES

PEST ERADICATION

| SKELETON WEED | CHEMICAL | 201 SITES |
|----------------------|------------------------|-----------|
| RUSSIAN KNAPWEED | HAND PULLED | 9 SITES |
| SPOTTED KNAPWEED | HAND PULLED | 2 SITES |
| PERENNIAL PEPPERWEED | CHEMICAL / HAND PULLED | 9 SITES |
| OBLONG SPURGE | CHEMICAL | 221 SITES |

PEST EXCLUSION

| TYPE | SHIPMENTS INSPECTED | REJECTIONS |
|----------------------------|---------------------|------------|
| TRUCKS | 28 | 0 |
| GYPSY MOTH | 2 | 0 |
| GLASSY-WINGED SHARPSHOOTER | 114 | 0 |

PEST DETECTION

INSECT TRAPPING PROGRAM

| TYPE OF TRAP | NUMBER OF TRAPS |
|----------------------------|-----------------|
| GYPSY MOTH | 151 |
| MEDITERRANEAN FRUIT FLY | 33 |
| JAPANESE BEETLE | 25 |
| ORIENTAL FRUIT FLY | 11 |
| MELON FRUIT FLY | 11 |
| LIGHT BROWN APPLE MOTH | 33 |
| GLASSY-WINGED SHARPSHOOTER | 90 |

CERTIFIED FARMERS MARKETS

| NUMBER OF MARKETS | NUMBER OF VENDERS |
|-------------------|-------------------|
| 5 | 18 |

ORGANIC FARMING STATISTICS

| TYPE OF FARM | NUMBER OF FARMS |
|--------------|-----------------|
| VEGETABLES | 5 |
| WINE GRAPES | 3 |

2009 Amador County



Agricultural Crop & Livestock Report



June 16, 2010

A.G. Kawamura, Secretary
California Department of Food and Agriculture
And
The Honorable Board of Supervisors
County of Amador

In accordance with Section 2279 and 2272 of the California Food and Agricultural Code, I am pleased to present the 2009 Crop and Livestock Report of Agricultural Production and Report of Sustainable Agriculture in Amador County.

The total gross valuation for all agricultural commodities produced in 2009 was \$22,755,641. This represents a decrease of 28.78% from the 2008 gross production values. With all categories having a loss, the primary decrease was in timber with a reduction of 86%.

These production values only partially reflect the overall measure of the economic impact agriculture has on the local economy. Processing, transporting, marketing and other farm-related services significantly multiply the value agriculture has to Amador County.

It must be emphasized that this report deals with gross values of production only and does not attempt to reflect net farm income.

I would like to thank all the individuals, producers, processors, government agencies and others whose cooperation and assistance contributed in preparing this report. My sincerest thanks and appreciation must also be extended to the Amador County Department of Agriculture staff for their efforts in compiling and finalizing this report.

Respectfully submitted,

A handwritten signature in black ink, appearing to read "Michael E. Boitano", written in a cursive style.

Michael E. Boitano
Agricultural Commissioner/Sealer

AMADOR COUNTY

BOARD OF SUPERVISORS

| | |
|-----------------------|--------------|
| BRIAN ONETO, CHAIRMAN | DISTRICT V |
| JOHN PLASSE | DISTRICT I |
| RICHARD M. FORSTER | DISTRICT II |
| THEODORE F. NOVELLI | DISTRICT III |
| LOUIS D. BOITANO | DISTRICT IV |

DEPARTMENT OF AGRICULTURE

**AGRICULTURAL COMMISSIONER
SEALER OF WEIGHTS AND MEASURES**
MICHAEL E. BOITANO

**DEPUTY AGRICULTURAL COMMISSIONER
DEPUTY SEALER OF WEIGHTS AND MEASURES**
PATRICIA M. LESKY

AGRICULTURAL AND STANDARDS INSPECTORS
BARRY P. CLARK
CARRIE R. BASSETT

AGRICULTURAL TECHNICIANS
RICHARD A. MELINE

ADMINISTRATIVE SECRETARY
CAROLYN M. SCALABRINO

FRUIT AND NUT CROPS

| | YEAR | HARVESTED ACRES | PROD. / ACRE | TOTAL UNITS | PRICE / UNIT | TOTAL VALUE |
|--------------|------|-----------------|--------------|-------------|--------------|--------------|
| *WINE GRAPES | 2009 | 3410 | 3.2 | 10912 | \$1,046 | \$11,413,952 |
| | 2008 | 3754 | 3.2 | 12013 | \$1,239 | \$14,883,859 |
| WALNUTS | 2009 | 294 | 0.35 | 103 | \$1,460 | \$150,183 |
| | 2008 | 327 | 0.50 | 164 | \$1,175 | \$192,113 |
| **MISC | 2009 | 10.75 | | | | \$18,098 |
| | 2008 | 9.75 | | | | \$14,300 |
| TOTALS | 2009 | | | | | \$11,582,232 |
| | 2008 | | | | | \$15,090,272 |

* Weighted Average Determination - 10% acre reduction due to non-harvested fruit

** Olive Oil

FIELD CROPS

| | YEAR | HARVESTED ACRES | PROD. / ACRE | TOTAL UNITS | PRICE/ UNIT | TOTAL VALUE |
|----------------------|------|-----------------|--------------|-------------|-------------|-------------|
| HAY, ALFALFA | 2009 | 454 | 6.21 | 2819 | \$120 | \$338,321 |
| | 2008 | 289 | 6.7 | 1936 | \$200 | \$387,260 |
| *HAY, GRAIN | 2009 | 969 | | | | \$209,421 |
| | 2008 | 883 | | | | \$333,995 |
| **HAY, OTHER | 2009 | 517 | | | | \$97,080 |
| | 2008 | 331 | | | | \$166,278 |
| PASTURE IRRIGATED | 2009 | 1700 | | | \$50 | \$85,000 |
| | 2008 | 1545 | | | \$110 | \$169,950 |
| PASTURE & RANGE | 2009 | 156801 | | | \$16 | \$2,508,816 |
| | 2008 | 156801 | | | \$16 | \$2,508,816 |
| ***MISC. CROPS | 2009 | 328 | | | | \$234,050 |
| | 2008 | 382 | | | | \$389,772 |
| TOTALS | 2009 | | | | | \$3,472,688 |
| | 2008 | | | | | \$3,956,071 |

* Wheat, Oats ---Correction in Acreage for 2008

**Dry Land Hay, Ryegrass For/FOD, Vetch

*** Sudan Grass, Corn For Fodder

LIVESTOCK AND POULTRY

| | YEAR | NUMBER OF HEAD | WEIGHT (CWT) | PRICE/ UNIT | TOTAL VALUE |
|-----------------------|------|----------------|--------------|-------------|-------------|
| CATTLE & CALVES | 2009 | 13000 | 84500 | \$65 | \$5,475,600 |
| | 2008 | 13000 | 84500 | \$93 | \$7,850,050 |
| HOGS & PIGS | 2009 | 200 | 480 | \$42 | \$20,304 |
| | 2008 | 275 | 660 | \$49 | \$32,010 |
| SHEEP & LAMBS | 2009 | 1500 | 1800 | \$60 | \$107,820 |
| | 2008 | 1500 | 1800 | \$24 | \$43,740 |
| MEAT GOATS (Breeding) | 2009 | 200 | 600 | \$325 | \$65,000 |
| | 2008 | 225 | 675 | \$325 | \$73,125 |
| MEAT GOATS | 2009 | 900 | 900 | \$150 | \$135,000 |
| | 2008 | 850 | 850 | \$150 | \$127,500 |
| *MISC. | 2009 | | | | \$320,674 |
| | 2008 | | | | \$504,900 |
| TOTALS | 2009 | | | | \$6,124,398 |
| | 2008 | | | | \$8,631,325 |

* Milk Goats, Rabbits, Game Birds, Fish, Poultry

| LIVESTOCK AND POULTRY PRODUCTS | YEAR | TOTAL VALUE |
|--------------------------------|------|-------------|
| WOOL, MOHAIR | 2009 | \$34,440 |
| AND APIARY PRODUCTS | 2008 | \$33,890 |

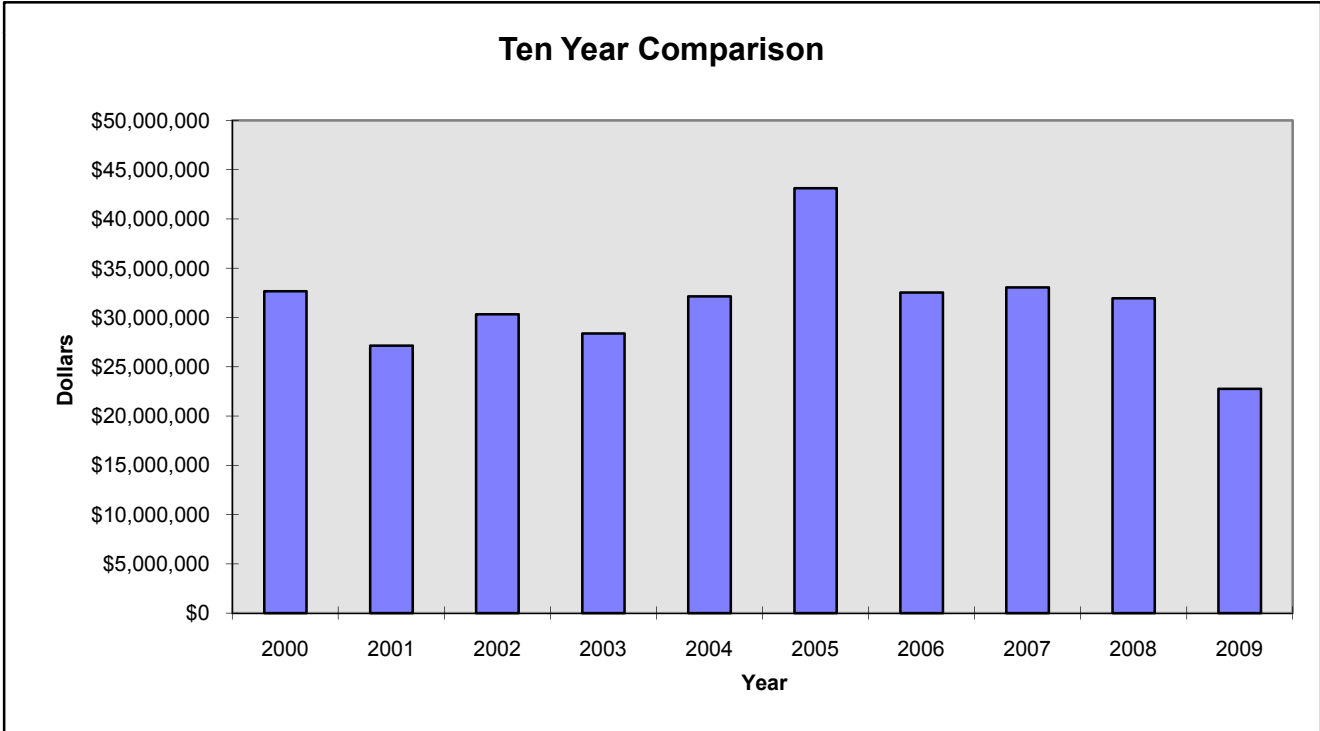
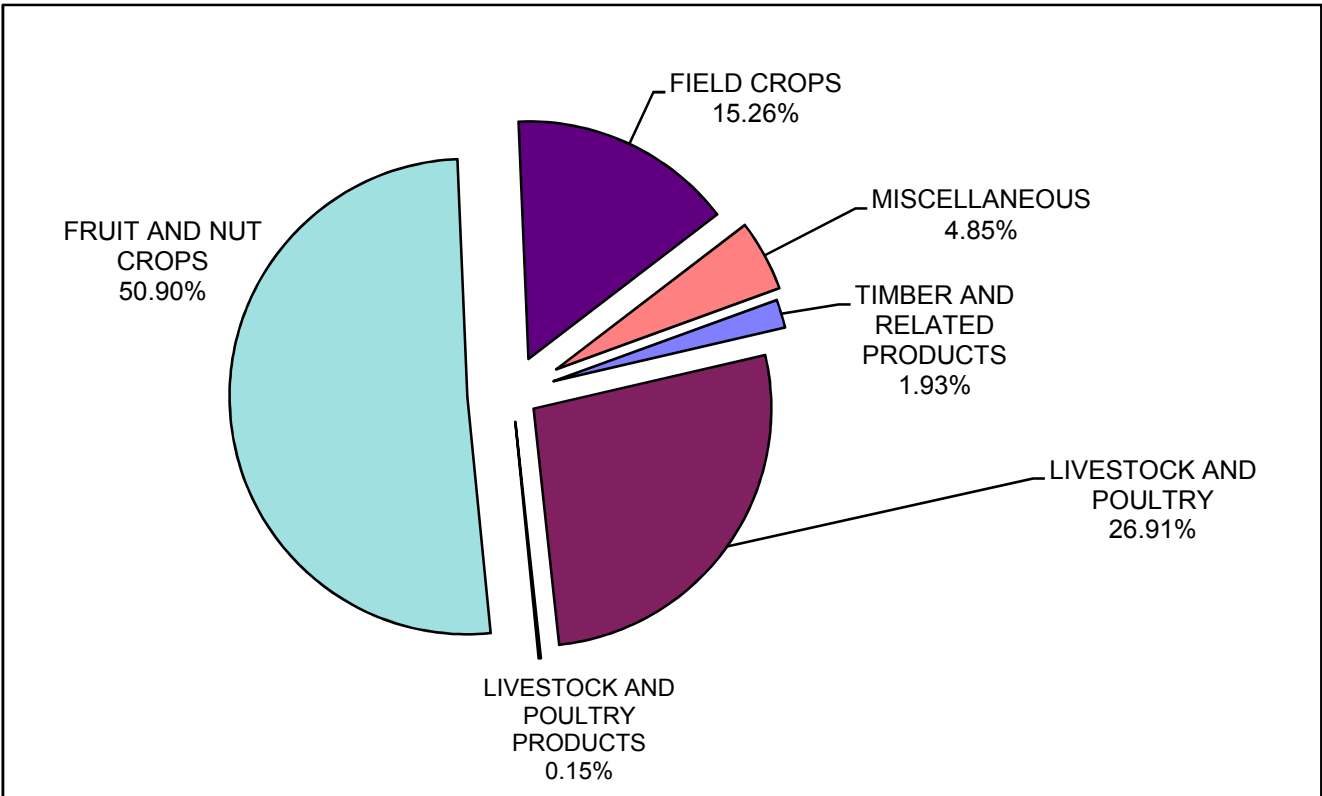
MISCELLANEOUS

| | YEAR | TOTAL VALUE |
|-------------------|------|-------------|
| *FRESH VEGETABLES | 2009 | \$833,514 |
| | 2008 | \$764,110 |
| NURSERY STOCK | 2009 | \$269,448 |
| | 2008 | \$192,500 |
| TOTALS | 2009 | \$1,102,962 |
| | 2008 | \$956,610 |

* Farmers Market, Melons, Pumpkins, Cucumbers, Tomatoes

TIMBER AND RELATED PRODUCTS

| YEAR | HARVESTED BOARD FEET | TOTAL VALUE |
|------|----------------------|-------------|
| 2009 | 5,927 MBF | \$438,921 |
| 2008 | 24,626 MBF | \$3,285,001 |



| RECAPITULATION | | |
|--------------------------------|--------------|--------------|
| | 2008 | 2009 |
| TIMBER AND RELATED PRODUCTS | \$3,285,001 | \$438,921 |
| LIVESTOCK AND POULTRY | \$8,631,325 | \$6,124,398 |
| FRUIT AND NUT CROPS | \$15,090,272 | \$11,582,232 |
| FIELD CROPS | \$3,956,071 | \$3,472,688 |
| MISCELLANEOUS | \$956,610 | \$1,102,962 |
| LIVESTOCK AND POULTRY PRODUCTS | \$33,890 | \$34,440 |
| GRAND TOTAL | \$31,953,169 | \$22,755,641 |

| STATISTICS | | |
|---------------------------|--------|-------|
| TOTAL LAND AREA | 363500 | acres |
| WILLIAMSON ACT LAND | 93949 | acres |
| EL DORADO NATIONAL FOREST | 78079 | acres |
| BLM LAND | 9191 | acres |
| TIMBER PRESERVE LAND | 27485 | acres |
| PASTURE AND RANGELAND | 156801 | acres |
| LAND IN FARMS | 218000 | acres |
| FARMS IN COUNTY | 376 | |

| TOTAL FOR THE PAST TEN YEARS | | | | |
|------------------------------|--------------|------|--------------|--|
| 2000 | \$32,673,726 | 2005 | \$43,127,023 | |
| 2001 | \$27,168,458 | 2006 | \$32,557,563 | |
| 2002 | \$30,348,836 | 2007 | \$33,075,168 | |
| 2003 | \$28,391,406 | 2008 | \$31,953,169 | |
| 2004 | \$32,144,132 | 2009 | \$22,755,641 | |

SUSTAINABLE AGRICULTURAL REPORT

BIOLOGICAL CONTROL PROGRAMS

| PEST | AGENT/MECHANISM | PROGRAM |
|-------------------|----------------------------|-------------|
| KLAMATH WEED | KLAMATH WEED BEETLE | COUNTY WIDE |
| ITALIAN THISTLE | SEEDHEAD WEEVIL | COUNTY WIDE |
| PUNCTURE VINE | STEM & SEED WEEVIL | COUNTY WIDE |
| ASH WHITE FLY | ENCARSIA WASP | COUNTY WIDE |
| YELLOW STARHISTLE | BANGASTERNUS ORIENTALIS | COUNTY WIDE |
| YELLOW STARHISTLE | EUSTENOPUS VILLOSUS | COUNTY WIDE |
| YELLOW STARHISTLE | LARINUS CURTUS WEEVIL | COUNTY WIDE |
| YELLOW STARHISTLE | YELLOW STARHISTLE GALL FLY | COUNTY WIDE |

PEST PREVENTION ACTIVITIES

PEST ERADICATION

| PEST | METHOD | SITES |
|----------------------|------------------------|---------|
| RUSSIAN KNAPWEED | HAND PULLED | 9 SITES |
| SPOTTED KNAPWEED | HAND PULLED | 2 SITES |
| PERENNIAL PEPPERWEED | CHEMICAL / HAND PULLED | 9 SITES |
| OBLONG SPURGE | CHEMICAL | 2 SITES |

PEST EXCLUSION

| TYPE | SHIPMENTS INSPECTED | REJECTIONS |
|----------------------------|---------------------|------------|
| TRUCKS | 33 | 0 |
| GYPSY MOTH | 3 | 0 |
| GLASSY-WINGED SHARPSHOOTER | 146 | 0 |

PEST DETECTION

INSECT TRAPPING PROGRAM

| TYPE OF TRAP | NUMBER OF TRAPS |
|----------------------------|-----------------|
| GYPSY MOTH | 150 |
| MEDITERRANEAN FRUIT FLY | 33 |
| JAPANESE BEETLE | 25 |
| ORIENTAL FRUIT FLY | 11 |
| MELON FRUIT FLY | 11 |
| LIGHT BROWN APPLE MOTH | 33 |
| GLASSY-WINGED SHARPSHOOTER | 90 |

CERTIFIED FARMERS MARKETS

| NUMBER OF MARKETS | NUMBER OF VENDERS |
|-------------------|-------------------|
| 4 | 30 |

ORGANIC FARMING STATISTICS

| TYPE OF FARM | NUMBER OF FARMS |
|--------------|-----------------|
| VEGETABLES | 5 |
| WINE GRAPES | 3 |